

DAVIS®

Soft Price List

Designed by jehs+laub
Effective January 1, 2024



SOFT Lounge Series

Specifications 2

Images 3

PLASTIC BASE

Soft 1000..... 4

Soft 1010..... 4

UPHOLSTERED BASE

Soft 2000 5

Soft 2010 5

SOFT PRIVACY

PLASTIC BASE

Soft 3000 6

Soft 3010 6

UPHOLSTERED BASE

Soft 4000 7

Soft 4010..... 7



FEATURES

Base

- **Stationary Base** – supported by five polyamide glides
 - **Swivel Base** – memory return steel circle cut base with five plastic glides
-

Bottom Shell

Glossy White and Upholstered - ABS Plastic

Frame

Insert and bottom shell are supported by tab constructed plywood frame.

Shells

The upholstered seat and back is constructed of molded flexible polyurethane foam glued into an ABS insert shell, which is supported by the tab constructed plywood frame.

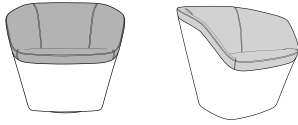


PLASTIC BASE

SOFT Lounge Series

Example: item number **Soft 1000** = **Soft 1000**

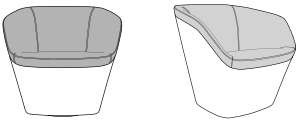
Item	Description	Dimensions	w	inches d	h	Yardage / Square Feet	Shipping Weight
Soft 1000	Upholstered Seat & Back Plastic Shell Stationary Base	Outside Inside Seat	32 1/4 21 1/2	28 3/8 20 3/8	29 5/8 14 1/4 17 1/4	2 1/2 yds. / 45 sq. ft.	76 lbs.



List Price
Grades
COM/COL

A	B	C	D	E	F	G	H	I	J	K	L
3781	3847	3913	3979	4045	4111	4177	4243	4309	4375	4441	4507

Item	Description	Dimensions	w	inches d	h	Yardage / Square Feet	Shipping Weight
Soft 1010	Upholstered Seat & Back Plastic Shell Memory Return Swivel Base	Outside Inside Seat	32 1/4 21 1/2	28 3/8 20 3/8	29 5/8 14 1/4 17 1/4	2 1/2 yds. / 45 sq. ft.	119 lbs.



List Price
Grades
COM/COL

A	B	C	D	E	F	G	H	I	J	K	L
5128	5194	5260	5326	5392	5458	5524	5590	5656	5722	5788	5854



Required to Specify

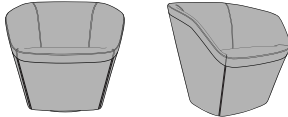
Fabrics or Leather : Ensure graded in material or COM/COL is approved for use on Soft by contacting Davis

UPHOLSTERED BASE

SOFT Lounge Series

Example: item number Soft 2000 = Soft 2000

Item	Description	Dimensions	w	d	h	Yardage / Square Feet	Shipping Weight					
Soft 2000	Upholstered Seat & Back	Outside	32 1/4	28 3/8	29 5/8	4 1/4 yds. / 76 1/2 sq. ft. - Total Unit	76 lbs.					
	Upholstered Shell	Inside	21 1/2	20 3/8	14 1/4	2 1/2 yds. / 45 sq. ft. - Seat & Back						
	Stationary Base	Seat			17 1/4	2 1/4 yds. / 40 1/2 sq. ft. - Shell						
<div></div>												
List Price												
Grades												
COM/COL	A	B	C	D	E	F	G	H	I	J	K	L
4262	4386	4510	4634	4758	4882	5006	5130	5254	5378	5502	5626	5750

Item	Description	Dimensions	w	inches d	h	Yardage / Square Feet	Shipping Weight					
Soft 2010	Upholstered Seat & Back	Outside	32 1/4	28 3/8	29 5/8	4 1/4 yds. / 76 1/2 sq. ft. - Total Unit	119 lbs.					
	Upholstered Shell	Inside	21 1/2	20 3/8	14 1/4	2 1/2 yds. / 45 sq. ft. - Seat & Back						
	Memory Return Swivel Base	Seat			17 1/4	2 1/4 yds. / 40 1/2 sq. ft. - Shell						
<div></div>												
List Price												
Grades												
COM/COL	A	B	C	D	E	F	G	H	I	J	K	L
5609	5733	5857	5981	6105	6229	6353	6477	6601	6725	6849	6973	7097

Required to Specify

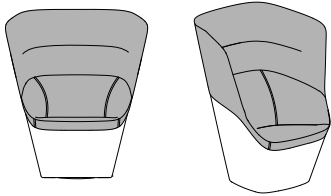
Fabrics or Leather : Ensure graded in material or COM/COL is approved for use on Soft by contacting Davis

PLASTIC BASE

SOFT Series

Example: item number **Soft 3000** = **Soft 3000**

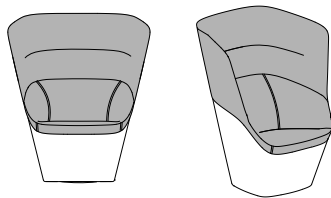
Item	Description	Dimensions	w	inches d	h	Yardage / Square Feet	Shipping Weight
Soft 3000	Upholstered Privacy Enclosure Upholstered Interior Plastic Shell Stationary Base	Outside Inside Seat	38 ³ / ₄ 21 ¹ / ₂	32 20 ³ / ₈	51 ³ / ₈ 32 17 ¹ / ₄	4 ¹ / ₂ yds. / 81 sq. ft.	87 lbs.



List Price
Grades

COM/COL	A	B	C	D	E	F	G	H	I	J	K	L
5148	5264	5380	5496	5612	5728	5844	5960	6076	6192	6308	6424	6540

Item	Description	Dimensions	w	inches d	h	Yardage / Square Feet	Shipping Weight
Soft 3010	Upholstered Privacy Enclosure Upholstered Interior Plastic Shell Memory Return Swivel Base	Outside Inside Seat	38 ³ / ₄ 21 ¹ / ₂	32 20 ³ / ₈	51 ³ / ₈ 32 17 ¹ / ₄	4 ¹ / ₂ yds. / 81 sq. ft.	139 lbs.



List Price
Grades

COM/COL	A	B	C	D	E	F	G	H	I	J	K	L
5917	6033	6149	6265	6381	6497	6613	6729	6845	6961	7077	7193	7309

Required to Specify

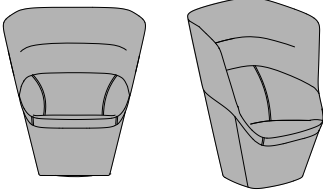
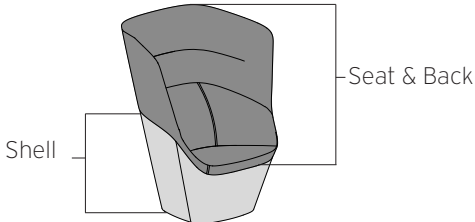
Fabrics or Leather : Ensure graded in material or COM/COL is approved for use on Soft Privacy by contacting Davis

UPHOLSTERED BASE

SOFT Series

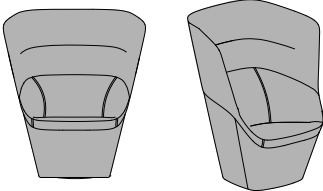
Example: item number **Soft 4000** = **Soft 4000**

Item	Description	Dimensions	w	inches d	h	Yardage / Square Feet	Shipping Weight
Soft 4000	Fully Upholstered Stationary Base	Outside	38 ³ / ₄	32	51 ³ / ₈	6 ¹ / ₄ yds. / 112 ¹ / ₂ sq. ft. - Total Unit	87 lbs.
		Inside	21 ¹ / ₂	20 ³ / ₈	32	4 ¹ / ₂ yds. / 81 sq. ft. - Seat & Back	
		Seat			17 ¹ / ₄	2 ¹ / ₄ yds. / 40 ¹ / ₂ sq. ft. - Shell	

List Price Grades COM/COL	A	B	C	D	E	F	G	H	I	J	K	L
5308	5461	5614	5767	5920	6073	6226	6379	6532	6685	6838	6991	7144

Item	Description	Dimensions	w	inches d	h	Yardage / Square Feet	Shipping Weight
Soft 4010	Fully Upholstered Memory Return Swivel Base	Outside	38 ³ / ₄	32	51 ³ / ₈	6 ¹ / ₄ yds. / 112 ¹ / ₂ sq. ft. - Total Unit	139 lbs.
		Inside	21 ¹ / ₂	20 ³ / ₈	32	4 ¹ / ₂ yds. / 81 sq. ft. - Seat & Back	
		Seat			17 ¹ / ₄	2 ¹ / ₄ yds. / 40 ¹ / ₂ sq. ft. - Shell	



List Price Grades COM/COL	A	B	C	D	E	F	G	H	I	J	K	L
6079	6232	6385	6538	6691	6844	6997	7150	7303	7456	7609	7762	7915

Required to Specify

Fabrics or Leather : Ensure graded in material or COM/COL is approved for use on Soft Privacy by contacting Davis