

DAVIS®

Q6 Price List

Designed by Jonathan Prestwich

Effective January 1, 2024



Q6 Lounge Series

Specifications	2-3
Images	4
Veneer Finishes	5
FENIX™ / Standard Laminates ...	6
Powder Coat Finishes.....	7
Configurations	8

SEATING

Q6-100.....	9
Q6-120.....	9
Q6-122.....	10
Q6-125.....	10
Q6-130.....	11
Q6-135.....	11
Q6-140.....	12
Q6-145.....	12
Q6-150.....	13
Q6-155.....	13
Q6-160.....	14
Q6-170.....	15
Q6-180.....	15

OTTOMANS

Q6-200.....	16
Q6-210.....	16
Q6-220.....	16
Q6-230.....	17
Q6-240.....	17

TABLES*

Round Top Tables.....	19*
Soft Square Top Tables	20*
Soft Rectangle Top Tables.....	20*
Oval Top Tables.....	20*
Laptop Tables	22*
Occasional Tables.....	23*



BIFMA Compliant,® the commercial furniture industry's registry of standards-conforming products.

* Indicates versions excluded from the BIFMA Compliant program. Please contact DAVIS for more information.

FEATURES

Ganging Connectors

Standard with Connecting and End Units

Frame

Multi-density foam over a plywood frame construction

Glides

Adjustable glides are standard *except* on laptop tables. Laptop tables are standard with felt glides.

Privacy Screens

Constructed with a round tubular steel frame with inner foam core inserts.

Screens are attached to seat base units using supplied steel brackets. Please note brackets cannot be removed from seat base units.

Only solid fabrics may be used on screens.

If a ganging screen is ordered units that are ganged can not be reconfigured because of brackets.

Upholstery

Contrasting welt option offered. Must specify at time of order.

Davis Fabric and Leather Program or COM/COL

NOTE: Dimensions include \pm because of fabric & fabric stretch per unit.

FEATURES

Glides

Adjustable glides are standard *except* on laptop tables. Laptop tables are standard with felt glides.

Tables

Table bases are constructed from both aluminum and steel. Base plates are $\frac{5}{16}$ " thick solid steel, cut to match table top shapes. The bases are designed to handle wire management cables. Adjustable glides are supplied

Tops

Veneer - Wood veneer over MDF core – **Laptop Table Tops** are wood veneer over plywood core

Acrylic - Solid 20mm thick, offered in *white only* – **Laptop Table Tops** are solid 12mm thick, offered in *white only*.

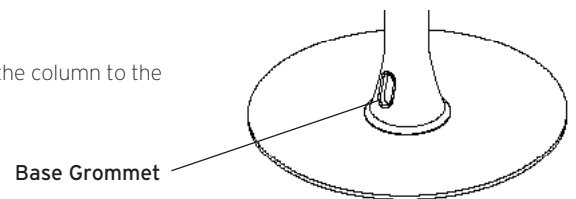
FENIX™ - 0.9mm FENIX™ over MDF core with edge band to match – **Laptop Table Tops** - 0.9mm thick over plywood with plywood edge.

Laminate - Laminate over MDF core. Tops in solid color laminates have matching ABS edge bands. Woodgrain laminates, *Natural Ash, Finnish Oak, Formal Walnut* have matching ABS edge bands. All other woodgrain laminates will be a self edge – **Laptop Table Tops** - Laminate over plywood with plywood edge.

Wire Management

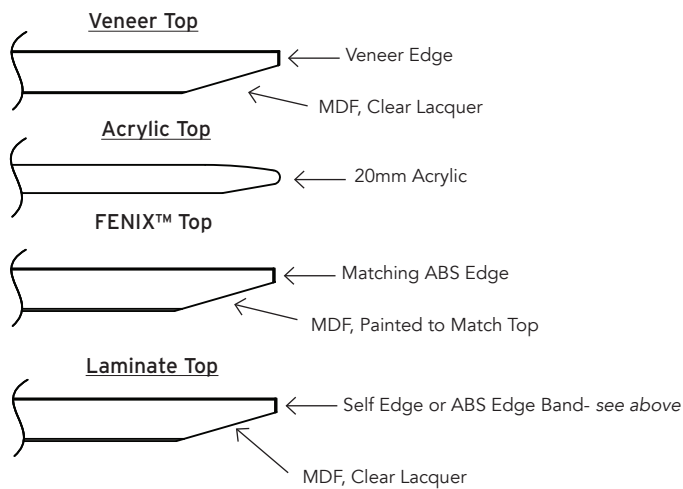
Column and base allow for wires to run from the table top to the bottom of column.

Base Grommet comes standard in tables with electrical to allow wires to run from the column to the power source. Grommet is 1" wide by $2\frac{1}{8}$ " high

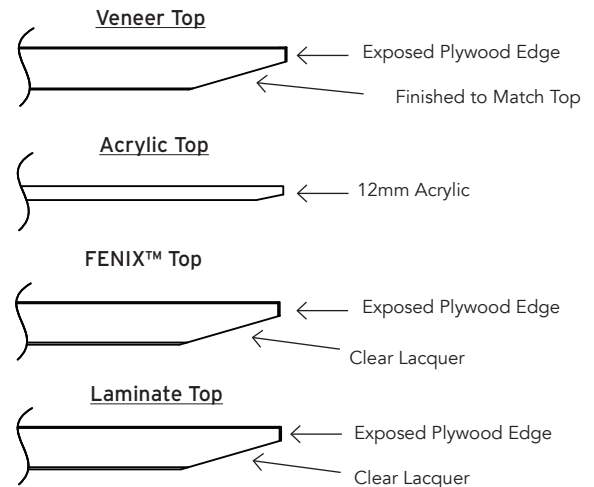


Edge Detail

Table Tops



Laptop Table Tops



SEATING UNITS



Freestanding 120° Backless Bench



Freestanding 120° Backed Bench



Straight and Curved Modular Units with Screens

TABLES



ELECTRICAL UNIT




Q6-10PP-W - Power Surface Unit
Two Power Unit

Ash Veneer




Vanilla Ash



Natural Ash




Sand Ash



Toasted Ash


Oak Veneer




Alabaster
White Oak




Light Oak




Golden Oak



Harvest Oak



Slate Oak




Mineral Grey
Oak



Dark Oak


Walnut Veneer




Clear Walnut




Light Grey
Walnut



Classic Walnut




Mocha Walnut




Midnight
Walnut

FENIX™ Innovative Materials



Bianco Kos



Grigio Efeso



Grigio Antrim



Grigio Bromo




Beige Arizona



Grigio Londra



Blu Fes




Verde Comodoro




Nero Ingo

Standard Laminates


Solids




Brite White
459-58



Classic White
9244-58



Folkstone
927-58



Mouse
928-58




Storm
912-58



Platinum
902-58



Citadel
1097-58



Black
909-58

Woodgrains




White Ash
8841-26



Buff Elm
5793-26



Ashwood Beige
5785-26



Silver Riftwood
6413-26



Natural Ash
8843-26



Finnish Oak
118-26



Formal Walnut
5782-26



Nut Brown Cherry
5790-26



Graphite Elm
5796-26

Powder Coats


Neutral Powder Coats




Pearl Powder Coats

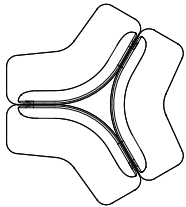
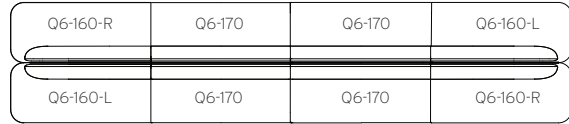
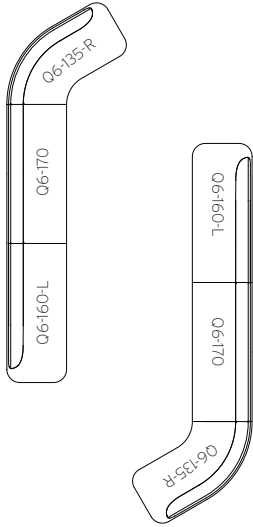


Fenix Powder Coats - *color matched to FENIX™*

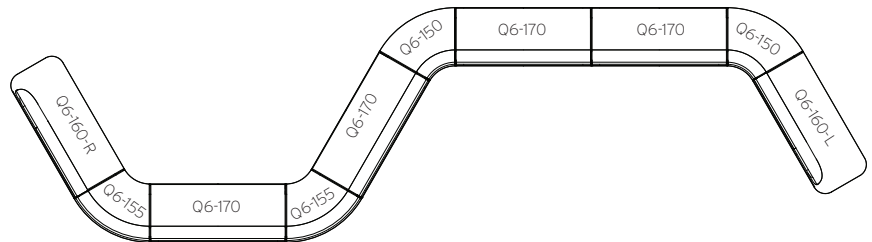
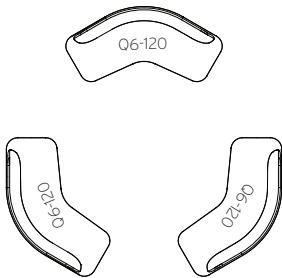
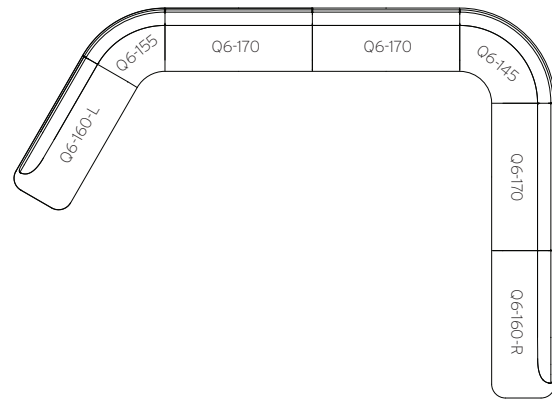


Color Trends Powder Coats





Q6-125

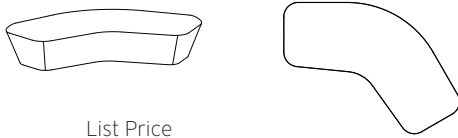


FREESTANDING

Q6 Lounge Series

Example: item number **Q6-100** = **Q6-100**

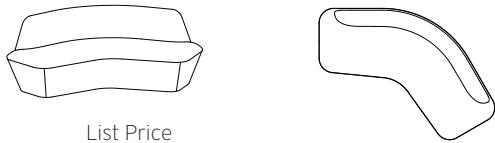
Item	Description	Dimensions	w	inches d	h	Yardage / Square Feet	Shipping Weight
Q6-100	120° Shaped Backless Bench Freestanding	Outside	82 1/2 †	39 3/4	18	6 yds. / 108 sq.ft.	123 lbs.



List Price
Grades

COM/COL	A	B	C	D	E	F	G	H	I	J	K	L
4464	4624	4784	4944	5104	5264	5424	5584	5744	5904	6064	6224	6384

Item	Description	Dimensions	w	inches d	h	Yardage / Square Feet	Shipping Weight
Q6-120	120° Shaped Backed Bench Freestanding	Outside	82 1/2 †	39 3/4	30 1/8	8 yds. / 144 sq. ft. - Seat/Back Unit	160 lbs.
		Inside	82 1/2 †	20	11 7/8	6 yds. / 108 sq. ft - Seat	49 lbs. Screen
		Seat			18	2 3/4 yds. / 49 1/2 sq. ft - Back	
						5 1/2 yds. / 99 sq. ft - Screen	

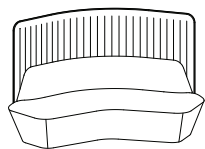


List Price
Grades

COM/COL	A	B	C	D	E	F	G	H	I	J	K	L
5904	6115	6326	6537	6748	6959	7170	7381	7592	7803	8014	8225	8436

OPTION	Grades COM/COL	A	B	C	D	E	F	G	H	I	J	K	L
Q6-Screen	3084	3229	3374	3519	3664	3809	3954	4099	4244	4389	4534	4679	4824

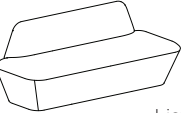
Upholstered Screen - **Only**



Screen height from the floor is 50 5/8"

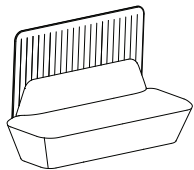
Q6 Lounge Series

Example: item number **Q6-122** = **Q6-122**

Item	Description	Dimensions	w	inches			Yardage / Square Feet	Shipping Weight					
				d	h								
Q6-122 	Straight Backed Bench Freestanding	Outside	78 1/2	28	30 1/8	7 1/4 yds. / 130 1/2 sq.ft. - Seat/Back Unit	160 lbs.						
		Inside	78 1/2	20	11 7/8		5 1/4 yds. / 94 1/2 sq.ft. - Seat	33 lbs.					
		Seat			18		2 1/4 yds. / 40 1/2 sq.ft. - Back	Screen					
							5 yds. / 90 sq.ft. - Screen						
List Price													
Grades													
COM/COL	A	B	C	D	E	F	G	H	I	J	K	L	
	4790	4986	5182	5378	5574	5770	5966	6162	6358	6554	6750	6946	7142

OPTION	Grades COM/COL	A	B	C	D	E	F	G	H	I	J	K	L
		Q6-Screen	2364	2495	2626	2757	2888	3019	3150	3281	3412	3543	3674

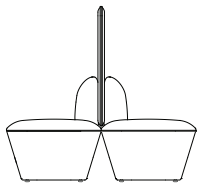
Upholstered Screen for One Sided Connection - **Screen Only**



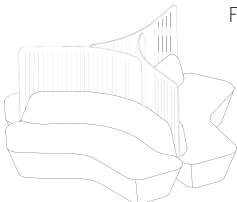
Screen height from the floor is 50 5/8"

OPTION	Grades COM/COL	A	B	C	D	E	F	G	H	I	J	K	L
		Q6-Screen-G	2574	2705	2836	2967	3098	3229	3360	3491	3622	3753	3884

Upholstered Screen for Back to Back Connection - **Screen Only**



Ganging screen allows for two Q6-122 to be ganged together back to back. Units can not be reconfigured.

Item	Description	Dimensions	w	inches			Yardage / Square Feet	Shipping Weight
				d	h			
Q6-125 	Tri Shaped Unit Freestanding	Outside	111	98	50 5/8	24 yds. / 432 sq.ft. - All 3 Units	480 lbs.	
		Inside	82 3/8	20	11 7/8		17 3/4 yds. / 276 sq.ft. - All 3 Seats	103 lbs.
		Seat			18		7 1/2 yds. / 108 - All 3 Backs	Screens
							15 yds. / 270 sq.ft. - All 3 Screens	

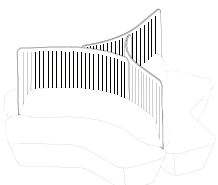
Price below includes all 3 seating units in the same fabric. If contrasting fabrics are needed please call Customer Service.

* Please note that this configuration cannot be ordered without screens.

List Price	Grades													
		COM/COL	A	B	C	D	E	F	G	H	I	J	K	L
		17705	18338	18971	19604	20237	20870	21503	22136	22769	23402	24035	24668	25301

OPTION	Grades COM/COL	A	B	C	D	E	F	G	H	I	J	K	L
		Q6-Screen	7252	7645	8038	8431	8824	9217	9610	10003	10396	10789	11182

Upholstered Screens - **Only**

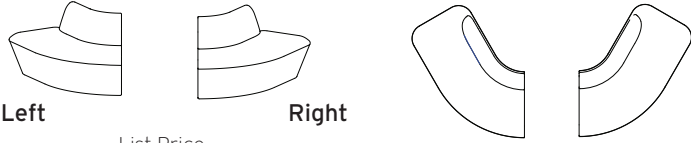


Price above includes all 3 screens in the same fabric.

Q6 Lounge Series

Example: item number **Q6-130-L** = **Q6-130-L**

Item	Description	Dimensions	w	inches			Yardage / Square Feet	Shipping Weight
				d	h			
Q6-130-L	60° Outside Curve	Outside	62 1/2 ±	34 7/8	30 1/8	5 1/4 yds. / 94 1/2 sq. ft. - Seat/Back Unit 4 1/2 yds. / 81 sq. ft. - Seat 1 1/4 yds. / 22 1/2 sq. ft. - Back 2 3/4 yds. / 49 1/2 sq. ft. - Screen	126 lbs.	
Q6-130-R	Backed Bench	Inside	62 1/2 ±	20	11 7/8		26 lbs.	
	End Unit	Seat			18		Screen	

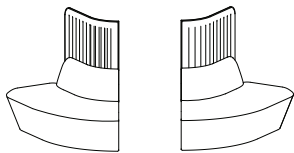


List Price
Grades

COM/COL	A	B	C	D	E	F	G	H	I	J	K	L
4031	4169	4307	4445	4583	4721	4859	4997	5135	5273	5411	5549	5687

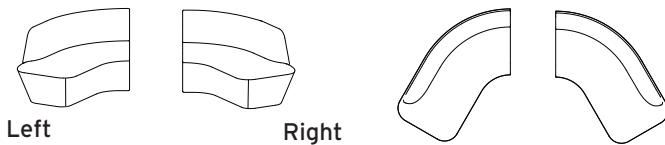
OPTION	COM/COL	A	B	C	D	E	F	G	H	I	J	K	L
Q6-Screen	1848	1921	1994	2067	2140	2213	2286	2359	2432	2505	2578	2651	2724

Upholstered Screen - **Screen Only**



Screen height from the floor is 50 5/8"

Item	Description	Dimensions	w	inches			Yardage / Square Feet	Shipping Weight
				d	h			
Q6-135-L	60° Inside Curve	Outside	62 1/2 ±	34 7/8	30 1/8	5 1/4 yds. / 94 1/2 sq. ft. - Seat/Back Unit 4 1/2 yds. / 81 sq. ft. - Seat 1 3/4 yds. / 31 1/2 sq. ft. - Back 5 yds. / 90 sq. ft. - Screen	133 lbs.	
Q6-135-R	Backed Bench	Inside	62 1/2 ±	20	11 7/8		39 lbs.	
	End Unit	Seat			18		Screen	

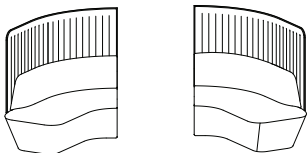


List Price
Grades

COM/COL	A	B	C	D	E	F	G	H	I	J	K	L
4481	4619	4757	4895	5033	5171	5309	5447	5585	5723	5861	5999	6137

OPTION	COM/COL	A	B	C	D	E	F	G	H	I	J	K	L
Q6-Screen	2522	2653	2784	2915	3046	3177	3308	3439	3570	3701	3832	3963	4094

Upholstered Screen - **Screen Only**

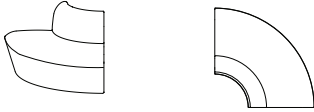


Screen height from the floor is 50 5/8"

Q6 Lounge Series

Example: item number **Q6-140** = **Q6-140**

Item	Description	Dimensions	inches			Yardage / Square Feet	Shipping Weight
			w	d	h		
Q6-140	90° Outer Curve Backed Bench Connector Unit	Outside	59 †	31 5/8	30 1/8	4 1/2 yds. / 81 sq. ft. - Seat/Back Unit	114 lbs.
		Inside	58 3/4 / 30	20	11 7/8	4 1/4 yds. / 76 1/2 sq. ft. - Seat	25 lbs.
		Seat			18	1 1/4 yds. / 22 1/2 sq. ft. - Back	Screen
						1 3/4 yds. / 31 1/2 sq. ft. - Screen	



List Price

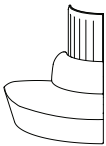
Grades

COM/COL

3610	3734	3858	3982	4106	4230	4354	4478	4602	4726	4850	4974	5098
-------------	-------------	-------------	-------------	-------------	-------------	-------------	-------------	-------------	-------------	-------------	-------------	-------------

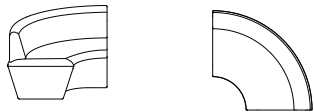
OPTION	Grades COM/COL	A	B	C	D	E	F	G	H	I	J	K	L

Upholstered Screen - **Screen Only**



Screen height from the floor is 50 5/8"

Item	Description	Dimensions	inches			Yardage / Square Feet	Shipping Weight
			w	d	h		
Q6-145	90° Inner Curve Backed Bench Connector Unit	Outside	59 †	31 5/8	30 1/8	6 3/4 yds. / 121 1/2 sq. ft. - Seat/Back Unit	122 lbs.
		Inside	49 / 20	20	11 7/8	4 3/4 yds. / 85 1/2 sq. ft. - Seat	39 lbs.
		Seat			18	2 1/4 yds. / 40 1/2 sq. ft. - Back	Screen
						5 yds. / 90 sq. ft. - Screen	



List Price

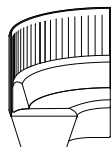
Grades

COM/COL

4126	4300	4474	4648	4822	4996	5170	5344	5518	5692	5866	6040	6214
-------------	-------------	-------------	-------------	-------------	-------------	-------------	-------------	-------------	-------------	-------------	-------------	-------------

OPTION	Grades COM/COL	A	B	C	D	E	F	G	H	I	J	K	L

Upholstered Screen - **Screen Only**



Screen height from the floor is 50 5/8"

Q6 Lounge Series

Example: item number **Q6-150** = **Q6-150**

Item	Description	Dimensions	w	inches			Yardage / Square Feet	Shipping Weight
				d	h			
Q6-150	60° Outside Curve Backed Bench Connector Unit	Outside	41 †	29 1/2	30 1/8	3 1/4 yds. / 58 1/2 sq. ft. - Seat/Back Unit	86 lbs.	
		Inside	41 / 20	20	11 7/8	2 3/4 yds. / 49 1/2 sq. ft. - Seat	22 lbs. Screen	
		Seat			18	1 yds. / 18 sq. ft. - Back		
						1 1/2 yds. / 27 sq. ft. - Screen		

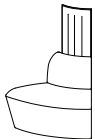


List Price
Grades

COM/COL	A	B	C	D	E	F	G	H	I	J	K	L
2987	3074	3161	3248	3335	3422	3509	3596	3683	3770	3857	3944	4031

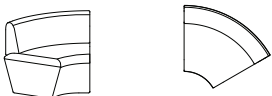
OPTION	Grades												
	COM/COL	A	B	C	D	E	F	G	H	I	J	K	L
Q6-Screen	1340	1377	1414	1451	1488	1525	1562	1599	1636	1673	1710	1747	1784

Upholstered Screen - **Screen Only**



Screen height from the floor is 50 5/8"

Item	Description	Dimensions	w	inches			Yardage / Square Feet	Shipping Weight
				d	h			
Q6-155	60° Inside Curve Backed Bench Connector Unit	Outside	41 †	29 1/2	30 1/8	3 3/4 yds. / 67 1/2 sq. ft. - Seat/Back Unit	92 lbs.	
		Inside	34 1/2 / 14 1/2	20	11 7/8	3 yds. / 54 sq. ft. - Seat	33 lbs. Screen	
		Seat			18	1 1/4 yds. / 22 1/2 sq. ft. - Back		
						3 1/2 yds. / 63 sq. ft. - Screen		



List Price
Grades

COM/COL	A	B	C	D	E	F	G	H	I	J	K	L
3250	3352	3454	3556	3658	3760	3862	3964	4066	4168	4270	4372	4474

OPTION	Grades												
	COM/COL	A	B	C	D	E	F	G	H	I	J	K	L
Q6-Screen	1936	2023	2110	2197	2284	2371	2458	2545	2632	2719	2806	2893	2980

Upholstered Screen - **Screen Only**


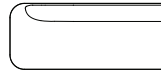
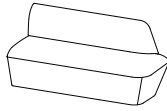
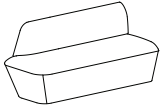


Screen height from the floor is 50 5/8"

Q6 Lounge Series

Example: item number Q6-160-L = Q6-160-L

Item	Description	Dimensions	inches			Yardage / Square Feet	Shipping Weight
			w	d	h		
Q6-160-L	Straight Bench End Unit	Outside	64 1/2 †	28	30 1/8	7 yds. / 126 sq. ft. - Seat/Back Unit 5 1/2 yds. / 99 sq. ft. - Seat 1 3/4 yds. / 31 1/2 sq. ft. - Back 5 yds. / 90 sq. ft. - Screen	141 lbs. 30 lbs. Screen
Q6-160-R		Inside	64 1/2 †	20	11 7/8		
		Seat			18		



Left

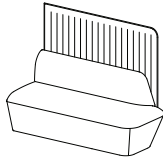

Right

List Price
Grades

COM/COL	A	B	C	D	E	F	G	H	I	J	K	L
4633	4815	4997	5179	5361	5543	5725	5907	6089	6271	6453	6635	6817

OPTION	COM/COL	A	B	C	D	E	F	G	H	I	J	K	L
Q6-Screen	2393	2524	2655	2786	2917	3048	3179	3310	3441	3572	3703	3834	3965

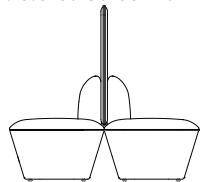
Upholstered Screen for One Sided Connection - **Screen Only**



Screen height from the floor is 50 5/8"

OPTION	COM/COL	A	B	C	D	E	F	G	H	I	J	K	L
Q6-Screen-G	2602	2733	2864	2995	3126	3257	3388	3519	3650	3781	3912	4043	4174

Upholstered Screen for Back to Back Connection - **Screen Only**


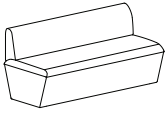


Gangng screen allows for two Q6-160-L or 160-R to be ganged together back to back. Units can not be reconfigured.

Q6 Lounge Series

Example: item number **Q6-180** = **Q6-180**

Item	Description	Dimensions	w	inches			Yardage / Square Feet	Shipping Weight
				d	h			
Q6-170	Straight Bench Connector Unit	Outside Inside Seat	65 ±	28	30 1/8	7 3/4 yds. / 139 1/2 sq. ft. - Seat/Back Unit	141 lbs.	
						5 3/4 yds. / 103 1/2 sq. ft. - Seat	30 lbs.	
						2 1/4 yds. / 40 1/2 sq. ft. - Back	Screen	
						5 yds. / 90 sq. ft. - Screen		

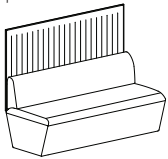


List Price
Grades

COM/COL	A	B	C	D	E	F	G	H	I	J	K	L
4440	4643	4846	5049	5252	5455	5658	5861	6064	6267	6470	6673	6876

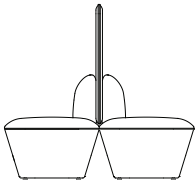
OPTION	COM/COL	A	B	C	D	E	F	G	H	I	J	K	L
Q6-Screen	2413	2544	2675	2806	2937	3068	3199	3330	3461	3592	3723	3854	3985

Upholstered Screen for One Sided Connection - **Screen Only**



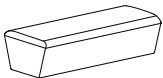
OPTION	COM/COL	A	B	C	D	E	F	G	H	I	J	K	L
Q6-Screen-G	2624	2755	2886	3017	3148	3279	3410	3541	3672	3803	3934	4065	4196

Upholstered Screen for Back to Back Connection - **Screen Only**



Ganging screen allows for two Q6-170 to be ganged together back to back. Units can not be reconfigured.

Item	Description	Dimensions	w	inches			Yardage / Square Feet	Shipping Weight
				d	h			
Q6-180	Straight Backless Bench Connector Unit	Outside	65 ±	28	18	5 1/2 yds. / 99 sq. ft.	110 lbs.	



List Price
Grades

COM/COL	A	B	C	D	E	F	G	H	I	J	K	L
3477	3622	3767	3912	4057	4202	4347	4492	4637	4782	4927	5072	5217

OTTOMANS

Q6 Lounge Series

Example: item number **Q6-200** = **Q6-200**

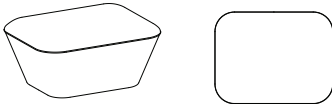
Item	Description	Dimensions	w	inches d	h	Yardage / Square Feet	Shipping Weight
Q6-200	28" Round Ottoman	Outside		28 1/4	18	2 3/4 yds. / 49 1/2 sq. ft.	41 lbs.



List Price
Grades

COM/COL	A	B	C	D	E	F	G	H	I	J	K	L
2157	2230	2303	2376	2449	2522	2595	2668	2741	2814	2887	2960	3033

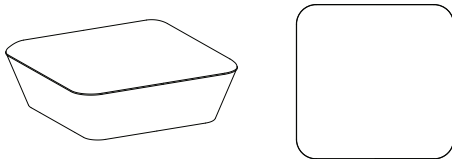
Item	Description	Dimensions	w	inches d	h	Yardage / Square Feet	Shipping Weight
Q6-210	28" x 36" Ottoman	Outside	36	28	18	3 1/4 yds. / 63 sq. ft.	55 lbs.



List Price
Grades

COM/COL	A	B	C	D	E	F	G	H	I	J	K	L
2286	2373	2460	2547	2634	2721	2808	2895	2982	3069	3156	3243	3330

Item	Description	Dimensions	w	inches d	h	Yardage / Square Feet	Shipping Weight
Q6-220	48" x 48" Ottoman	Outside	48	48	18	4 3/4 yds. / 85 1/2 sq. ft.	99 lbs.



List Price
Grades

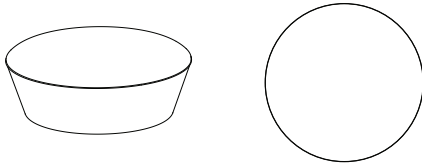
COM/COL	A	B	C	D	E	F	G	H	I	J	K	L
3123	3247	3371	3495	3619	3743	3867	3991	4115	4239	4363	4487	4611

OTTOMANS

Q6 Lounge Series

Example: item number Q6-230 = Q6-230

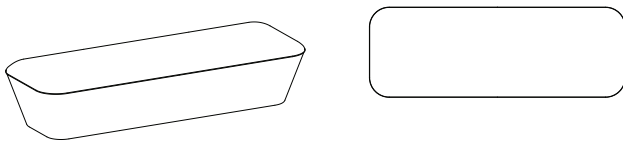
Item	Description	Dimensions	w	inches d	h	Yardage / Square Feet	Shipping Weight
Q6-230	48" Round Ottoman	Outside		48 1/4	18	4 1/2 yds. / 81 sq. ft.	85 lbs.



List Price
Grades

COM/COL	A	B	C	D	E	F	G	H	I	J	K	L
3408	3532	3656	3780	3904	4028	4152	4276	4400	4524	4648	4772	4896

Item	Description	Dimensions	w	inches d	h	Yardage / Square Feet	Shipping Weight
Q6-240	28" x 79" Ottoman	Outside	79	28	18	6 yds. / 108 sq. ft.	108 lbs.

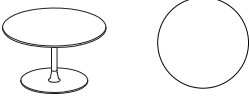


List Price
Grades

COM/COL	A	B	C	D	E	F	G	H	I	J	K	L
3881	4041	4201	4361	4521	4681	4841	5001	5161	5321	5481	5641	5801

Q6 Lounge Series

Example: item number **Q6-313** + wood suffix **-OA** = **Q6-313-OA**

				List Price							
				<i>Surface Material</i>							
Item	Description	dia	h	-AA (veneer)	-OA (veneer)	-WW (veneer)	-LAM (laminated)	-FX (fenix lam.)	-AY (Acrylic)		
Round Top		Q6-313	30" Round Top	30	26	1879	1879	1893	1846	2006	3811
	Q6-308	36" Round Top	36	26	2072	2072	2099	2051	2159	3955	
	Q6-311	42" Round Top	42	26	2266	2266	2297	2256	2390	4058	
	Q6-309	48" Round Top	48	26	2595	2595	2638	2530	2693	4202	
	Q6-312	60" Round Top	60	26	3193	3193	3245	3039	3517	N/A	
	Q6-314	30" Round Top	30	29	1926	1926	1982	1864	2114	3873	
	Q6-310	36" Round Top	36	29	2135	2135	2162	2114	2221	4017	
	Q6-320	42" Round Top	42	29	2358	2358	2394	2321	2436	4178	
	Q6-330	48" Round Top	48	29	2656	2656	2700	2593	2754	4265	
	Q6-340	60" Round Top	60	29	3415	3415	3479	3291	3618	N/A	
	Q6-506	30" Round Top	30	36	2142	2142	2199	2031	2311	3924	
	Q6-502	36" Round Top	36	36	2235	2235	2345	2149	2383	4239	
Q6-503	42" Round Top	42	36	2540	2540	2683	2419	2738	4468		
Q6-504	48" Round Top	48	36	2769	2769	2949	2609	3023	4609		
Q6-606	30" Round Top	30	42	2204	2204	2245	2072	2348	3960		
Q6-602	36" Round Top	36	42	2243	2243	2354	2155	2389	4247		
Q6-603	42" Round Top	42	42	2547	2547	2689	2427	2745	4475		
Q6-604	48" Round Top	48	42	2774	2774	2956	2615	3028	4616		

NOTE: All tables on page 18 have a 3" column diameter

NOTE: For finishes, and power options see page 19.

Required to Specify

Metal Finishes : See **page 6** for all standard powder coats

Top Finishes :	Oak	-OAK	10 Alabaster White Oak 11 Light Oak 12 Golden Oak 13 Harvest Oak 14 Slate Oak 15 Mineral Grey Oak 16 Dark Oak	Walnut	-WAL	20 Clear Walnut 21 Light Grey Walnut 22 Classic Walnut 23 Mocha Walnut 24 Midnight Walnut	Acrylic	-AY	White
							Ash	-ASH	30 Vanilla Ash 31 Natural Ash 32 Sand Ash 33 Toasted Ash
Laminate	-LAM	<i>Solid Color Top</i> LAM-Brite White * LAM-Classic White * LAM-Folkstone * LAM-Mouse * LAM-Storm * LAM-Platinum * LAM-Citadel * LAM-Black *		<i>Wood Grain Laminates</i> LAM-White Ash-26 ++ LAM-Buff Elm-26 ++ LAM-Ashwood Beige-26 ++ LAM-Silver Riftwood-26 ++ LAM-Natural Ash-26 * LAM-Finnish Oak-26 * LAM-Formal Walnut-26 * LAM-Nut Brown Cherry-26 ++ LAM-Graphite Elm-26 ++					* ABS Edgeband to match top ++ Self edge to match top
FENIX™	-FX	Beige Arizona Bianco Kos - matches Matte White Blu Fes Grigio Antrim Grigio Bromo Grigio Efeso		Grigio Londra Nero Ingo - matches Matte Black Verde Comodoro					All Fenix have matching edgebands

Options (specify only if preferred)

Power Box Options:

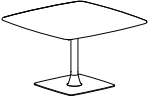

Q6-10PP-B / Q6-10-PP-W - Power Surface Unit – \$ 734 - Two Power unit placed in the middle of the table. **Black (-B) and White (-W) offered**



Q6-15PD-B / Q6-15PD-W - Power Surface Unit – \$734 - One Power and One Open Data unit placed in the middle of the table. **Black (-B) and White (-W) offered**


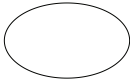
Q6-25PUSBAC-B / Q6-25PUSBAC-W - Power Surface Unit – \$1009 - One Power unit, One USB-A, and One USB-C Charger placed in the middle of the table. **Black (-B) and White (-W) offered**

Q6 Lounge Series

Example: item number **Q6-376** + wood suffix **-OA** = **Q6-376-OA**

		List Price								
		<i>Surface Material</i>								
Item	Description	w	d	h	-AA (veneer)	-OA (veneer)	-WW (veneer)	-LAM (laminate)	-FX (fenix lam.)	-AY (Acrylic)
Soft Square Tops										
										
Q6-376	30" x 30" Soft Sq. Top	30	30	26	2085	2085	2140	1928	2212	3893
Q6-377	30" x 30" Soft Sq. Top	30	30	29	2167	2167	2193	2031	2295	3976
Q6-378	36" x 36" Soft Sq. Top	36	36	29	2341	2341	2472	2320	2427	4223
Q6-379	42" x 42" Soft Sq. Top	42	42	29	2647	2647	2709	2573	2853	4429
Q6-380	48" x 48" Soft Sq. Top	48	48	29	2809	2809	2848	2743	2904	4607
Q6-505	30" x 30" Soft Sq. Top	30	30	36	2250	2250	2265	2114	2377	4058
Q6-605	30" x 30" Soft Sq. Top	30	30	42	2332	2332	2347	2217	2377	4141

Item	Description	w	d	h	-AA (veneer)	-OA (veneer)	-WW (veneer)	-LAM (laminate)	-FX (fenix lam.)	-AY (Acrylic)
Soft Rectangle Tops										
										
Q6-350	36" x 24" Soft Rec. Top	36	24	29	1923	1923	1943	1913	1970	2436
Q6-360	60" x 36" Soft Rec. Top	60	36	29	2674	2674	2715	2614	2766	5052

Item	Description	w	d	h	-AA (veneer)	-OA (veneer)	-WW (veneer)	-LAM (laminate)	-FX (fenix lam.)	-AY (Acrylic)
Oval Tops										
										
Q6-370	60" x 36" Oval Top	60	36	29	2674	2674	2715	2614	2766	5052

All tables on page 20 have a 3" column diameter.

NOTE: For finishes, and power options see page 21.

Required to Specify

Metal Finishes : See **page 6** for all standard powder coats

Top Finishes :	Oak	-OAK	10 Alabaster White Oak 11 Light Oak 12 Golden Oak 13 Harvest Oak 14 Slate Oak 15 Mineral Grey Oak 16 Dark Oak	Walnut	-WAL	20 Clear Walnut 21 Light Grey Walnut 22 Classic Walnut 23 Mocha Walnut 24 Midnight Walnut	Acrylic	-AY	White
							Ash	-ASH	30 Vanilla Ash 31 Natural Ash 32 Sand Ash 33 Toasted Ash
	Laminate	-LAM	<i>Solid Color Top</i> LAM-Brite White * LAM-Classic White * LAM-Folkstone * LAM-Mouse * LAM-Storm * LAM-Platinum * LAM-Citadel * LAM-Black *			<i>Wood Grain Laminates</i> LAM-White Ash-26 ++ LAM-Buff Elm-26 ++ LAM-Ashwood Beige-26 ++ LAM-Silver Riftwood-26 ++ LAM-Natural Ash-26 * LAM-Finnish Oak-26 * LAM-Formal Walnut-26 * LAM-Nut Brown Cherry-26 ++ LAM-Graphite Elm-26 ++			* ABS Edgeband to match top ++ Self edge to match top
	FENIX™	-FX	Beige Arizona Bianco Kos - matches Matte White Blu Fes Grigio Antrim Grigio Bromo Grigio Efeso			Grigio Londra Nero Ingo - matches Matte Black Verde Comodoro			All Fenix have matching edgebands

Options (specify only if preferred)

Power Box Options:

Q6-10PP-B / Q6-10-PP-W - Power Surface Unit – \$ 734 - Two Power unit placed in the middle of the table. **Black (-B) and White (-W) offered**

Q6-15PD-B / Q6-15PD-W - Power Surface Unit – \$734 - One Power and One Open Data unit placed in the middle of the table. **Black (-B) and White (-W) offered**

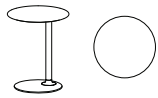
Q6-25PUSBAC-B / Q6-25PUSBAC-W - Power Surface Unit – \$1009 - One Power unit, One USB-A, and One USB-C Charger placed in the middle of the table. **Black (-B) and White (-W) offered**

Q6 Lounge Series

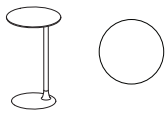
Example: item number **Q6-400** + wood suffix **-OA** = **Q6-400-OA**

Item	Description	w	d	h	List Price					
					-AA (veneer)	-OA (veneer)	-WW (veneer)	-LAM (laminated)	-FX (fenix lam.)	-AY (Acrylic)
<i>Surface Material</i>										
Q6-400	21" Round Top		21 dia	26	1597	1597	1608	1603	1627	1766
Q6-401	14 1/4" Round Top		14 1/4 dia	24	1175	1175	1190	1174	1215	1340
Q6-405	21" x 15" Top	21	15	26	1543	1543	1549	1549	1572	1647


Laptop Tables



Q6-400

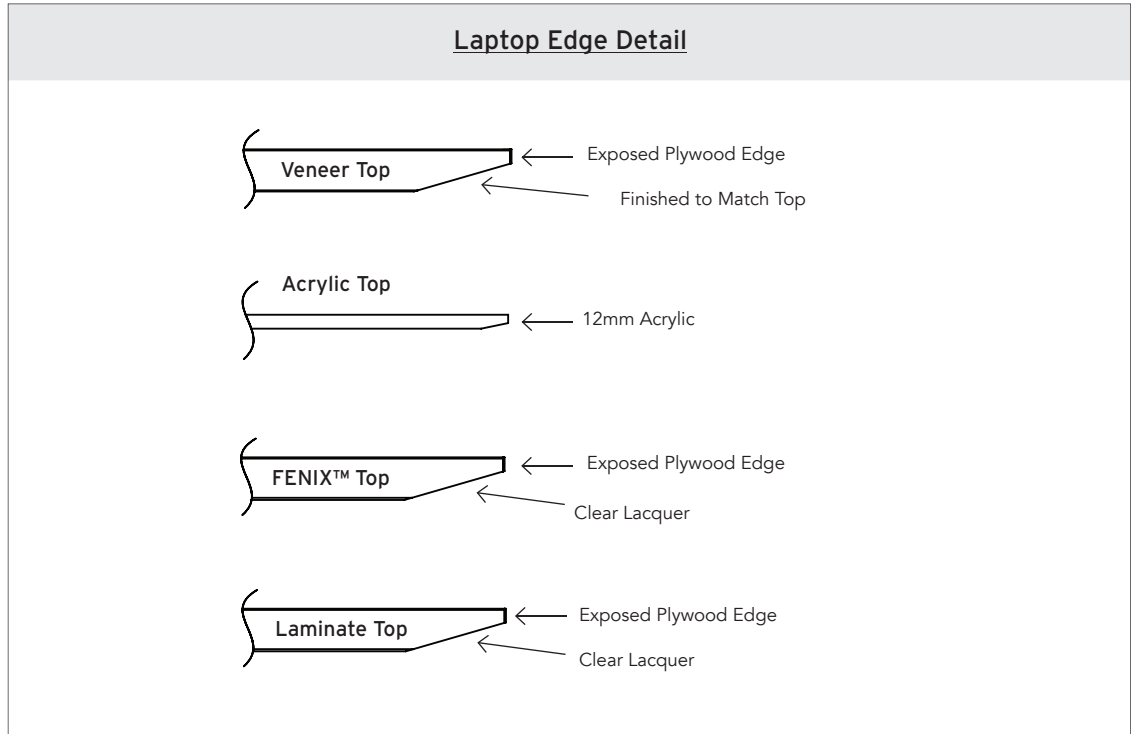


Q6-401



Q6-405

NOTE: Q6-400 and Q6-405 have a 1 1/2" column diameter and Q6-401 has a 1 3/16" column diameter



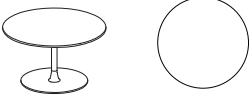
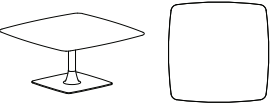
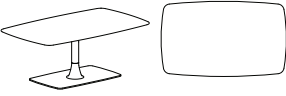

Required to Specify

Metal Finishes : See [page 6](#) for all standard powder coats

Top Finishes :	Oak	-OAK	10 Alabaster White Oak	Walnut	-WAL	20 Clear Walnut	Acrylic	-AY	White
			11 Light Oak			21 Light Grey Walnut			
			12 Golden Oak			22 Classic Walnut	Ash	-ASH	30 Vanilla Ash
			13 Harvest Oak			23 Mocha Walnut			31 Natural Ash
			14 Slate Oak			24 Midnight Walnut			32 Sand Ash
			15 Mineral Grey Oak						33 Toasted Ash
			16 Dark Oak						
	Laminate	-LAM	Solid Color Top			Wood Grain Laminates			
			LAM-Brite White			LAM-White Ash-26			
			LAM-Classic White			LAM-Buff Elm-26			
			LAM-Folkstone			LAM-Ashwood Beige-26			
			LAM-Mouse			LAM-Silver Riftwood-26			
			LAM-Storm			LAM-Natural Ash-26			
			LAM-Platinum			LAM-Finnish Oak-26			
			LAM-Citadel			LAM-Formal Walnut-26			
			LAM-Black			LAM-Nut Brown Cherry-26			
						LAM-Graphite Elm-26			
	FENIX™	-FX	Beige Arizona			Grigio Londra			
			Bianco Kos - matches Matte White			Nero Ingo - matches Matte Black			
			Blu Fes			Verde Comodoro			
			Grigio Antrim						
			Grigio Bromo						
			Grigio Efeso						

Q6 Lounge Series

Example: item number **Q6-301** + wood suffix **-OA** = **Q6-301-OA**

		List Price									
		Surface Material									
Item	Description	dia	h	-AA (veneer)	-OA (veneer)	-WW (veneer)	-LAM (laminate)	-FX (fenix lam.)	-AY (Acrylic)		
Round Top 	Q6-301	36" Round Top	36	14	2208	2208	2318	2120	2356	4212	
	Q6-305	28" Round Top	28	16	1980	1980	2052	1929	2074	3140	
	Q6-306	20" Round Top	20	18	1551	1551	1593	1525	1600	2309	
	Q6-307	16" Round Top	16	20	1162	1162	1176	1161	1201	1326	
	Q6-315	36" Round Top	36	23	2105	2105	2135	2085	2192	3979	
	Q6-335	48" Round Top	48	23	2629	2629	2672	2561	2726	4096	
Item	Description	w	d	h	-AA (veneer)	-OA (veneer)	-WW (veneer)	-LAM (laminate)	-FX (fenix lam.)	-AY (Acrylic)	
Soft Square Tops 	Q6-302	36 x 36" Soft Sq. Top	36	36	14	2254	2254	2362	2164	2401	4257
	Q6-385	48" x 48" Soft Sq. Top	48	48	23	2780	2780	2819	2712	2877	4247
Item	Description	w	d	h	-AA (veneer)	-OA (veneer)	-WW (veneer)	-LAM (laminate)	-FX (fenix lam.)	-AY (Acrylic)	
Soft Rectangle Tops 	Q6-304	48" x 24" Soft Rec. Top	48	24	14	2231	2231	2333	2154	2363	4255
	Q6-365	60" x 36" Soft Rec. Top	60	36	23	2644	2644	2685	2586	2740	5006
Item	Description	w	d	h	-AA (veneer)	-OA (veneer)	-WW (veneer)	-LAM (laminate)	-FX (fenix lam.)	-AY (Acrylic)	
Oval Tops 	Q6-303	48" x 24" Oval Top	48	24	14	2218	2218	2318	2137	2349	4241
	Q6-375	60" x 36" Oval Top	60	36	23	2644	2644	2685	2586	2740	5006

NOTE: Tables on page 23 have a 1 1/2" column diameter and can not have power, **except for 23"h tables which have a 3" column and can have power.** See page 21 for power options.

Required to Specify

Metal Finishes : See page 6 for all standard powder coats

Top Finishes :	Oak	-OAK	10 Alabaster White Oak	Walnut	-WAL	20 Clear Walnut	Acrylic	-AY	White
			11 Light Oak			21 Light Grey Walnut	Ash	-ASH	30 Vanilla Ash
			12 Golden Oak			22 Classic Walnut			31 Natural Ash
			13 Harvest Oak			23 Mocha Walnut			32 Sand Ash
			14 Slate Oak			24 Midnight Walnut			33 Toasted Ash
			15 Mineral Grey Oak						
			16 Dark Oak						
Laminate	-LAM		Solid Color Top			Wood Grain Laminates			* ABS Edgeband to match top
			LAM-Brite White *			LAM-White Ash-26 ++			++ Self edge to match top
			LAM-Classic White *			LAM-Buff Elm-26 ++			
			LAM-Folkstone *			LAM-Ashwood Beige-26 ++			
			LAM-Mouse *			LAM-Silver Riftwood-26 ++			
			LAM-Storm *			LAM-Natural Ash-26 *			
			LAM-Platinum *			LAM-Finnish Oak-26 *			
			LAM-Citadel *			LAM-Formal Walnut-26 *			
			LAM-Black *			LAM-Nut Brown Cherry-26 ++			
						LAM-Graphite Elm-26 ++			
FENIX™	-FX		Beige Arizona			Grigio Londra			All Fenix have matching edgebands
			Bianco Kos - matches Matte White			Nero Ingo - matches Matte Black			
			Blu Fes			Verde Comodoro			
			Grigio Antrim						
			Grigio Bromo						
			Grigio Efeso						