

DAVIS[®]

Body Price List

Designed by Burkhard Vogtherr

Effective January 1, 2024



BODY Chair Series

Specifications..... 2
Images 3
Powder Coat Finishes..... 4

WEBBED BACKS

MID BACKS
 Body 1121..... 5
 Body 1221 5
 Body 1421 5

HIGH BACKS
 Body 2121 6
 Body 2221..... 6
 Body 2421..... 6

UPHOLSTERED BACKS

MID BACKS
 Body 1131..... 7
 Body 1231 7
 Body 1431 7

HIGH BACKS
 Body 2131 8
 Body 2231..... 8
 Body 2431..... 8



FEATURES

Adjustable Features

- **Back Tilt Control** - *knob located in front below seat* - balance spring adjusts to accommodate a wide variety of body sizes and provides a healthful change of hip angle.
- **Forward Position Lock** - *handle located on left under seat* - back tilt action can be locked in the forward, upright position for task-oriented work without losing the passive ergonomic support of the back.
- **Gas Lift Height Adjustment** - *handle located on right under seat* - allows for correct leg positioning and height to work surface - fixed height chair may be ordered, contact factory. Specify height to make sure arms clear table.
- **Seat Depth Adjustment** - *knob located under seat at back* - adjusts 2" to proper depth of user's legs with a one time setting allowed for proper support of lower torso and legs.

Arms

Three arm styles are available –

- **Inlay Arm** - black polyurethane inlay strip placed into die-cast aluminum - Executive profile
- **Overlay Arm** - black polyurethane overlay on top of die-cast aluminum - Protection for worksurface
- **Armless** - available on all styles - Pull-up or light conference

All arms are field replaceable

Backs

- **Webbed** Backs have "hand-woven" backs with stretch webbing over aluminum frame that provides passive ergonomic support for a range of body types. WB-Black and WB-Grey available.
- **Upholstered** Backs have internal construction with webbing that also provides a passive ergonomic support and center top-stitch seam detail on back. This back does not have back rails - May be specified in leather or textiles.

Two back heights are available – Mid Back, High Back

Casters

Reinforced copolymer with safety brake feature that will not roll away until weight is in chair - this keeps chairs from slipping out from under user. Black housing and black dual wheels on five blade base – Also available with soft tread for hard flooring - SEE OPTIONS

Frame

Arms, back frame, and base are constructed from die-cast aluminum.

Mechanism

Arms are attached to frame and not the seat which allows for the back to move independently of the seat.
A Synchro-Tilt is standard allowing for a 2-to-1 ratio movement between back and seat.
Mechanism housing is die-cast aluminum with interior components in steel.

ARM OPTIONS



Inlay



Overlay

BACK OPTIONS



Mid Back
Fully Upholstered




High Back
Webbing Back

WEBBING COLOR OPTIONS



WB-Black








WB-Grey

Powder Coats








Neutral Powder Coats

				
-01 Matte White	-02 Light Grey	-03 Mid Grey	-04 Steel	-05 Matte Black














Pearl Powder Coats

					
-20 Matte Silver	-21 Light Anthracite	-22 Anthracite	-23 Champagne	-24 Light Bronze	-25 Bronze

Fenix Powder Coats - *color matched to FENIX™*

						
-40 Grigio Efeso	-41 Grigio Antrim	-42 Grigio Bromo	-43 Beige Arizona	-44 Grigio Londra	-45 Blu Fes	-46 Verde Comodoro


Color Trend Powder Coats


						
-60 Stone	-61 Light Tan	-62 Sand	-63 Ice	-64 Fog	-65 Teal	-66 Mustard
						
-67 Light Sage	-68 Moss	-69 Dark Green	-70 Rosa	-71 Terracotta	-72 Burgundy	


WEBBED MID BACK

BODY Chair Series

Example: item number **Body 1121** = **Body 1121**

Item	Description		Dimensions		w	inches d	h	Yardage/ Square Feet				Shipping Weight	
Body 1121 	Mid Back		Outside		23 ⁵ / ₈	25 - 27	40 - 44 ⁷ / ₈	1 yd / 18 sq ft				55 lbs.	
	Webbed Back		Inside		20	17 ¹ / ₂ - 19 ¹ / ₂	20 ¹ / ₄						
	Inlay Arm		Arm		1 ³ / ₄	12	25 - 29 ¹ / ₄						
			Seat		19	17 ¹ / ₂	17 ³ / ₈ - 21 ⁵ / ₈						
List Price													
Grades													
COM/COL	A	B	C	D	E	F	G	H	I	J	K	L	
2808	2830	2852	2874	2896	2918	2940	2962	2984	3006	3028	3050	3072	

Item	Description		Dimensions		inches			Yardage/ Square Feet			Shipping Weight	
	w	d	h									
	Mid Back		Outside		23 ⁵ / ₈	25 - 27	40 - 44 ⁷ / ₈	1 yd / 18 sq ft			55 lbs.	
	Webbed Back		Inside		19 ³ / ₄	17 ¹ / ₂ - 19 ¹ / ₂	20 ¹ / ₄					
	Overlay Arm		Arm		2	12	25 - 29 ¹ / ₄					
			Seat		19	17 ¹ / ₂	17 ³ / ₈ - 21 ⁵ / ₈					
List Price												
Grades												
COM/COL	A	B	C	D	E	F	G	H	I	J	K	L
2808	2830	2852	2874	2896	2918	2940	2962	2984	3006	3028	3050	3072

Item	Description		Dimensions		w	inches d		h	Yardage/ Square Feet			Shipping Weight	
Body 1421 	Mid Back		Outside		20 ¹ / ₂	25 - 27		40 - 44 ⁷ / ₈	1 yd / 18 sq ft			50 lbs	
	Webbed Back		Inside			17 ¹ / ₂ - 19 ¹ / ₂		20 ¹ / ₄					
	Armless		Seat		19	17 ¹ / ₂		17 ³ / ₈ - 21 ⁵ / ₈					
	List Price												
	Grades												
COM/COL	A	B	C	D	E	F	G	H	I	J	K	L	
2531	2553	2575	2597	2619	2641	2663	2685	2707	2729	2751	2773	2795	

Required to Specify

Fabrics or Leather : Ensure graded in material or COM/COL is approved for use on Body by contacting Davis

Metal Finish : Polished Aluminum or powder coat. See powder coat options on **page 4**.

Webbing Colors :

Corresponding leather –
 WB-Black HE-5000 Black
 WB-Grey HE-5002 Grey

If two tone webbing is needed you must specify at the time of order. No upcharge.

Options (specify only if preferred)


Caster Option: **BO-SOCA** Soft Caster - no charge at time of order


BO-SOCA-R Replacement (in the field) soft caster - \$ 55 list per set of 5


WEBBED HIGH BACK

BODY Chair Series

Example: item number **Body 2121** = **Body 2121**

inches										Yardage / Square Feet		Shipping Weight	
Item	Description		Dimensions		w	d	h						
	High Back		Outside	23 ⁵ / ₈	24 ¹ / ₂ - 26 ¹ / ₂	41 ³ / ₄ - 46 ⁵ / ₈			1 yd / 18 sq ft		57 lbs		
	Webbed Back		Inside	20	17 ¹ / ₂ - 19 ¹ / ₂ 25								
	Inlay Arm		Arm	1 ³ / ₄	12 25 - 29 ¹ / ₄								
	Seat		19	17 ¹ / ₂	17 ³ / ₈ - 21 ⁵ / ₈								
List Price													
Grades													
COM/COL		A	B	C	D	E	F	G	H	I	J	K	L
2834		2856	2878	2900	2922	2944	2966	2988	3010	3032	3054	3076	3098

Item		Description		Dimensions		inches				Yardage / Square Feet		Shipping Weight		
				w	d	h								
	Body 2221	High Back	Outside	23 ⁵ / ₈	24 ¹ / ₂ - 26 ¹ / ₂	41 ³ / ₄ - 46 ⁵ / ₈				1 yd / 18 sq ft		57 lbs		
		Webbed Back	Inside	19 ³ / ₄	17 ¹ / ₂ - 19 ¹ / ₂	25								
		Overlay Arm	Arm	2	12	25 - 29 ¹ / ₄								
			Seat	19	17 ¹ / ₂	17 ³ / ₈ - 21 ⁵ / ₈								
		List Price												
		Grades												
		COM/COL	A	B	C	D	E	F	G	H	I	J	K	L
		2834	2856	2878	2900	2922	2944	2966	2988	3010	3032	3054	3076	3098

Item	Description		Dimensions		w	inches d		h	Yardage / Square Feet	Shipping Weight			
	High Back		Outside		20 1/2	24 1/2 - 26 1/2		41 3/4 - 46 5/8	1 yd / 18 sq ft	52 lbs			
	Webbed Back		Inside			17 1/2 - 19 1/2		25					
	Armless		Seat		19	17 1/2		17 3/8 - 21 5/8					
List Price													
Grades													
COM/COL		A	B	C	D	E	F	G	H	I	J	K	L
2553		2575	2597	2619	2641	2663	2685	2707	2729	2751	2773	2795	2817

Required to Specify

Fabrics or Leather : Ensure graded in material or COM/COL is approved for use on Body by contacting Davis

Metal Finish : Polished Aluminum or powder coat. See powder coat options on **page 4**.

Webbing Colors :

Corresponding leather –

WB-Black HE-5000 Black
WB-Grey HE-5002 Grey

If two tone webbing is needed you must specify at the time of order. No upcharge.

Options (specify only if preferred)


Caster Option: **BO-SOCA** Soft Caster - no charge at time of order

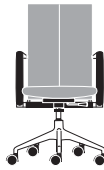
BO-SOCA-R Replacement (in the field) soft caster - **\$ 55** list per set of 5

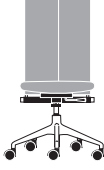
FULLY UPHOLSTERED, MID BACK

BODY Chair Series

Example: item number **Body 1131** = **Body 1131**

Item	Description		Dimensions		inches					Yardage / Square Feet		Shipping Weight		
					w	d	h							
	Body 1131		Mid Back	Outside	23 ⁵ / ₈	25 - 27	38 ¹ / ₂ - 43 ³ / ₈			2 ¹ / ₄ yd / 40 ¹ / ₂ sq ft		55 lbs		
	Fully Upholstered		Inside	20	17 ¹ / ₂ - 19 ¹ / ₂									
	Inlay Arm		Arm	1 ³ / ₄	12									
			Seat	19	17 ³ / ₈ - 21 ⁵ / ₈									
		List Price												
		Grades												
		COM/COL	A	B	C	D	E	F	G	H	I	J	K	L
		2999	3065	3131	3197	3263	3329	3395	3461	3527	3593	3659	3725	3791

Item	Description		Dimensions		inches					Yardage / Square Feet		Shipping Weight		
					w	d	h							
	Body 1231		Mid Back	Outside	23 ⁵ / ₈	25 - 27	38 ¹ / ₂ - 43 ³ / ₈			2 ¹ / ₄ yd / 40 ¹ / ₂ sq ft		55 lbs		
	Fully Upholstered		Inside	19 ³ / ₄	17 ¹ / ₂ - 19 ¹ / ₂	20 ¹ / ₄								
	Overlay Arm		Arm	2	12	25 - 29 ¹ / ₄								
			Seat	19	17 ¹ / ₂	17 ³ / ₈ - 21 ⁵ / ₈								
		List Price												
		Grades												
		COM/COL	A	B	C	D	E	F	G	H	I	J	K	L
		2999	3065	3131	3197	3263	3329	3395	3461	3527	3593	3659	3725	3791

Item	Description		Dimensions		w	inches d		h	Yardage / Square Feet			Shipping Weight	
	Mid Back		Outside		20 1/2	25 - 27		38 1/2 - 43 3/8	2 1/4 yd / 40 1/2 sq ft			50 lbs	
	Fully Upholstered		Inside			17 - 19		20 1/4					
	Armless		Seat		19	17 1/2		17 3/8 - 21 5/8					
	List Price												
	Grades												
COM/COL		A	B	C	D	E	F	G	H	I	J	K	L
2726		2792	2858	2924	2990	3056	3122	3188	3254	3320	3386	3452	3518

Required to Specify

Fabrics or Leather : Ensure graded in material or COM/COL is approved for use on Body by contacting Davis

Metal Finish : Polished Aluminum or powder coat. See powder coat options on **page 4**.

Options *(specify only if preferred)*


Casters: **BO-SOCA** Soft Caster - no charge at time of order


BO-SOCA-R Replacement (in the field) soft caster - **\$ 55** list per set of 5

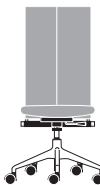
FULLY UPHOLSTERED, HIGH BACK

BODY Chair Series

Example: item number **Body 2131** = **Body 2131**

Item	Description		Dimensions		inches						Yardage / Square Feet		Shipping Weight	
					w	d	h							
Body 2131 	High Back	Outside	23 ⁵ / ₈	24 ¹ / ₂ - 26 ¹ / ₂	43 ¹ / ₂ - 48 ³ / ₈					2 ¹ / ₄ yd / 40 ¹ / ₂ sq ft	57 lbs			
	Fully Upholstered	Inside	20	17 - 19	25									
	Inlay Arm	Arm	1 ³ / ₄	12	25 - 29 ¹ / ₄									
		Seat	19	17	17 ³ / ₈ - 21 ⁵ / ₈									
	List Price													
	Grades													
	COM/COL	A	B	C	D	E	F	G	H	I	J	K	L	
	3052	3118	3184	3250	3316	3382	3448	3514	3580	3646	3712	3778	3844	

Item	Description		Dimensions		inches					Yardage / Square Feet		Shipping Weight	
					w	d	h						
	High Back	Outside	23 ⁵ / ₈	24 ¹ / ₂ - 26 ¹ / ₂	43 ¹ / ₂ - 48 ³ / ₈				2 ¹ / ₄ yd / 40 ¹ / ₂ sq ft	57 lbs			
	Fully Upholstered	Inside	19 ³ / ₄	17 - 19	25								
	Overlay Arm	Arm	2	12	25 - 29 ¹ / ₄								
		Seat	19	17 ¹ / ₂	17 ³ / ₈ - 21 ⁵ / ₈								
	List Price												
	Grades												
	COM/COL	A	B	C	D	E	F	G	H	I	J	K	L
	3052	3118	3184	3250	3316	3382	3448	3514	3580	3646	3712	3778	3844

Item			Description			Dimensions			inches			Yardage / Square Feet		Shipping Weight	
			w	d	h										
	Body 2431		High Back	Outside	20 1/2	24 1/2 - 26 1/2		43 1/2 - 48 3/8	2 1/4 yd / 40 1/2 sq ft		52 lbs				
			Fully Upholstered	Inside		17 - 19		25							
			Armless	Seat	19	17 1/2		17 3/8 - 21 5/8							
			List Price												
			Grades												
			COM/COL	A	B	C	D	E	F	G	H	I	J	K	L
			2778	2844	2910	2976	3042	3108	3174	3240	3306	3372	3438	3504	3570

Required to Specify

Fabrics or Leather : Ensure graded in material or COM/COL is approved for use on Body by contacting Davis

Metal Finish : Polished Aluminum or powder coat. See powder coat options on **page 4**.

Options *(specify only if preferred)*

Casters: **BO-SOCA** Soft Caster - no charge at time of order

BO-SOCA-R Replacement (in the field) soft caster - \$ 55 list per set of 5