



ALUMINIUM FENCING & SCREEN SYSTEMS



BelAire[®]
DESIGNER FENCING

...make it your own!



BelAire slats between BelAire Signature posts.

BelAire®
DESIGNER FENCING

...make it your own!

ALUMINIUM FENCING & SCREEN SYSTEMS

COST-EFFECTIVE

BelAire slat and louvre fencing is a great cost-effective option where a degree of privacy and security is required.

BUILT TO LAST

Our powder-coated aluminium posts, channels and slats are very light, structurally very strong, and are supplied to you in a colour (or combination of colours) of your choice.

It is important to note that our fencing, with 25mm wide slats, is superior in strength to some inferior fencing with 15mm wide slats.

EASY INSTALLATION

Our slat and louvre fencing is designed to be assembled with ease. The posts can be concreted into post holes, or attached to existing walls or posts. BelAire slat fencing panels can be easily handled by two people, making them perfect for difficult-to-access areas such as back yards or annexed ground.

We provide step by step self-install instructions that any competent DIY person should be able to follow, but if you'd rather get someone else to install it, we have a list of preferred installers throughout NZ. Call us on 0800 235 2473 and we will put you in touch with an installer in your area.

WARRANTY

New Zealand-made and 10 year warranty information. Be assured that with very little maintenance your fence will give you great privacy and security for many years to come. Only the finest raw materials have been used in the construction of your fence. The suppliers of these raw materials state that they have a design life well in excess of 20 years. With this assurance we offer you a replacement warranty for any component of your new fencing if it fails within 10 years* from date of purchase.



*2yr Warranty within a 1500m sea spray zone.



Why Choose BelAire Slat Fencing?

See below our strength test of the BelAire 85 x 25 mm slat. What super strength was proven in this test when we loaded 69.3kgs onto the 85 x 25mm slat spanning 2400mm. The 65 x 16mm slat took a mere 30kgs before it crumpled to the ground. As you can see in the images below, the BelAire slat had a bow that was comparable to that of the 65mm slat even though it was only carrying 25.2kg.

KEY FEATURES

- No Twisting, warping, rotting
- Looks the same as the day it was installed for many years
- Already finished to a colour of your choice
- Simple install
- Customizable and versatile to suit any landscape
- Horizontal or vertical options
- Lightweight but very durable
- Low maintenance
- Modern sleek look
- Adjustable gaps to suit your privacy needs

BELAIRE SLAT vs TRADITIONAL 65 X 16MM SLAT



HORIZONTAL SLAT FENCING

Post dimensions: 60 x 60mm or 90 x 90mm, 2 and 3mm SHS


Slat thickness: 25mm

Suitable for fence heights: 900mm - 2400mm

Post centres: 2400mm, 2700mm, 3000mm

**BelAire slat fencing
is fully customisable.
If there's a particular size or
configuration you require,
call us on 0800 235 2473
and we'll custom-make
a fence just for you.**

POWDER-COAT COLOURS



Titania

Gull Grey

Slate Grey

Grey Friars

Ironsand

Flax

Ebony

STANDARD COLOUR RANGE FOR 85mm SLATS
(BEST PRICES)

You can choose the same colour for your posts, channels and slats, or any combination you wish!

We can also powdercoat the slats to any of the colours in the Dulux powdercoating chart, found at: www.duluxpowdercoatings.co.nz

SLATS

Slat construction:

85 x 25mm (standard stocked size)

60 x 25mm (available on request)

1.6mm powder-coated aluminium

It is important to note that our fencing, with 25mm wide slats, is superior in strength to some inferior fencing with 16mm wide slats.

Available in two heights - 85mm is our standard stocked size, and 60mm slats are available on request. The two types of slats can be used exclusively, or combined in any way you choose. Both can also be used either horizontally or vertically.

2330mm (length) x 85mm (height) x 25mm (width)

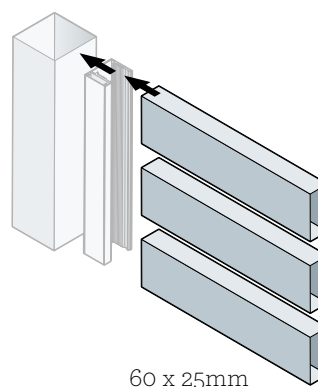
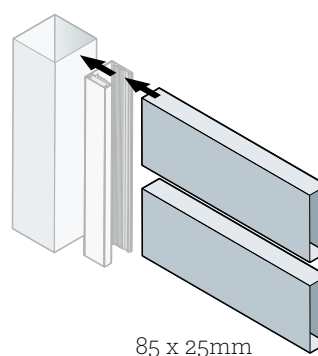
2630mm (length) x 85mm (height) x 25mm (width)

2930mm (length) x 85mm (height) x 25mm (width)

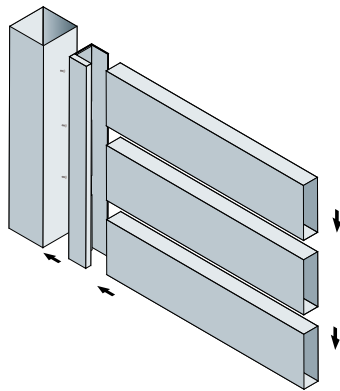
2330mm (length) x 60mm (height) x 25mm (width)

2630mm (length) x 60mm (height) x 25mm (width)

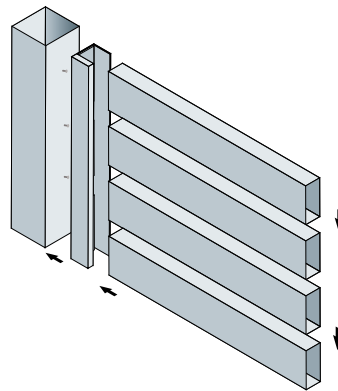
2930mm (length) x 60mm (height) x 25mm (width)



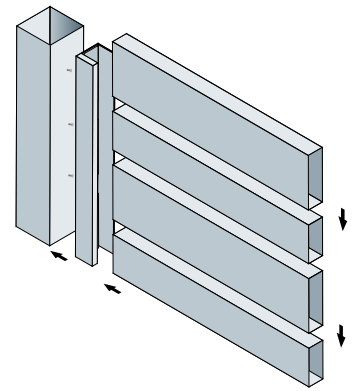
Refer to www.belairefencing.co.nz/aluminium-slat-fencing/
for Slat testing examples



All 85mm horizontal slats
(Common Stocked Product in 7 colours)



All 60mm horizontal slats



85mm and 60mm horizontal slats

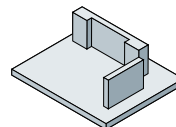
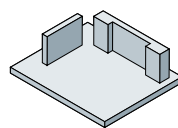


SLAT FENCING CHANNEL

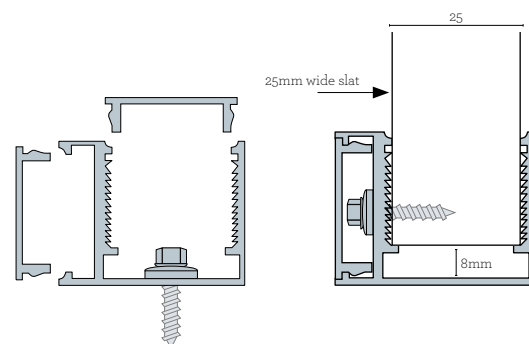
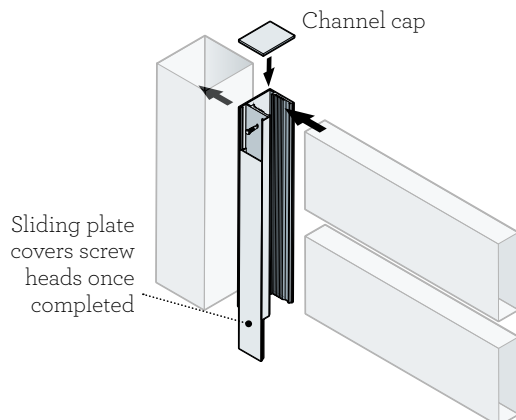
Construction:

Powder-coated aluminium.

Channel: 39 x 32mm
(includes sliding screw cover plate)



Left and right channel caps
available in Gull Grey or Black



VERTICAL SLAT FENCING

Post dimensions: 60 x 60mm or 90 x 90mm, 2 and 3mm SHS


Slat thickness: 25mm

Suitable for fence heights: 900mm – 2400mm

Post centres: 2400mm, 2700mm, 3000mm

**BelAire slat fencing
is fully customisable.
If there's a particular size or
configuration you require,
call us on 0800 235 2473
and we'll custom-make
a fence just for you.**

POWDER-COAT COLOURS



Titania Gull Grey Slate Grey Grey Friars Ironsand Flax Ebony

**STANDARD COLOUR RANGE FOR 85mm SLATS
(BEST PRICES)**

You can choose the same colour for your posts, channels and slats, or any combination you wish!

We can also powdercoat the slats to any of the colours in the Dulux powdercoating chart, found at: www.duluxpowdercoatings.co.nz

SLATS

Slat construction:

85 x 25mm (standard stocked size)

60 x 25mm (available on request)

It is important to note that our fencing, with 25mm wide slats, is superior in strength to some inferior fencing with 16mm wide slats.

Available in two heights – 85mm is our standard stocked size, and 60mm slats are available on request. The two types of slats can be used exclusively, or combined in any way you choose. Both can also be used either horizontally or vertically.

2330mm (length) x 85mm (height) x 25mm (width)

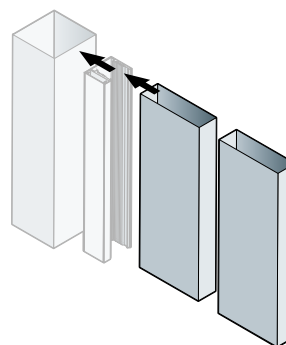
2630mm (length) x 85mm (height) x 25mm (width)

2930mm (length) x 85mm (height) x 25mm (width)

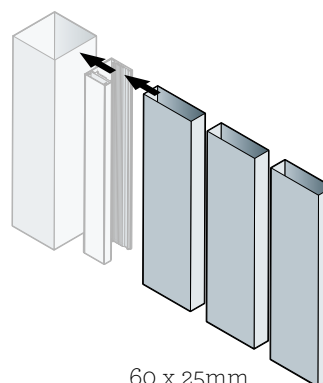
2330mm (length) x 60mm (height) x 25mm (width)

2630mm (length) x 60mm (height) x 25mm (width)

2930mm (length) x 60mm (height) x 25mm (width)

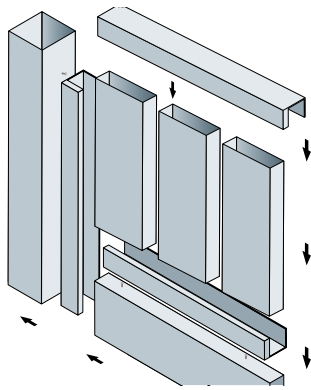


85 x 25mm

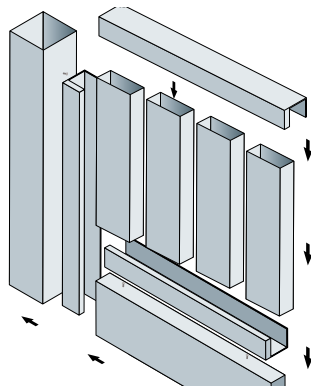


60 x 25mm

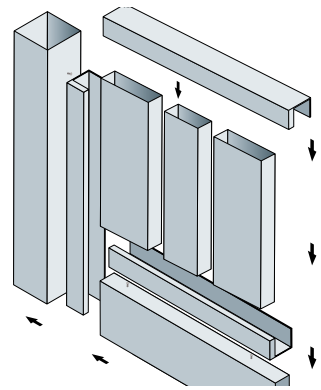
Refer to www.belairefencing.co.nz/aluminium-slat-fencing/ for Slat testing examples



All 85mm vertical slats



All 60mm vertical slats



85mm and 60mm vertical slats



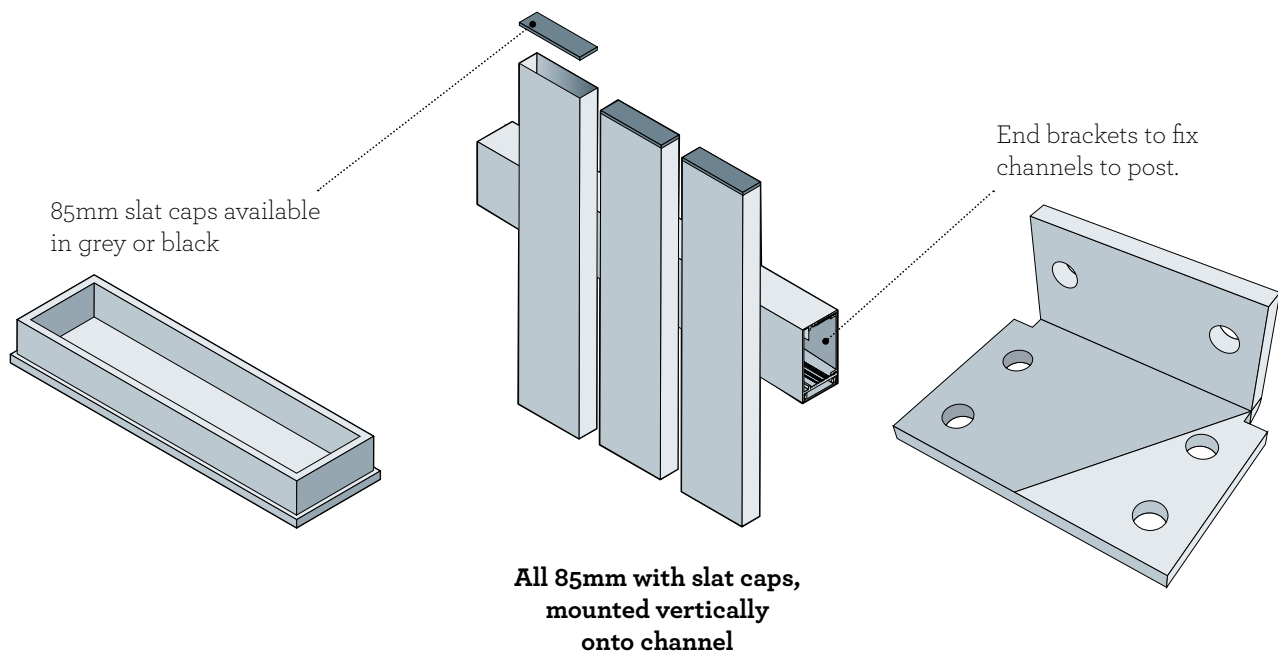
FACE FIXED VERTICAL SLAT FENCING

Post dimensions: 60 x 60mm or 90 x 90mm, 2 and 3mm SHS

Slat thickness: 25mm

Suitable for fence heights: 900 – 2400mm

Post centres: 1800mm



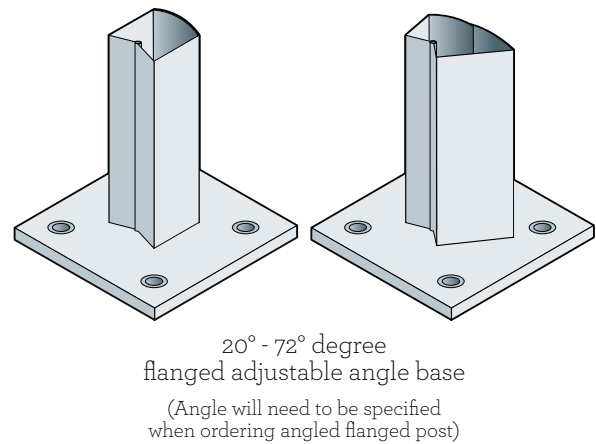
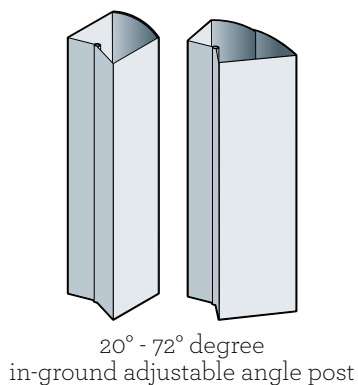
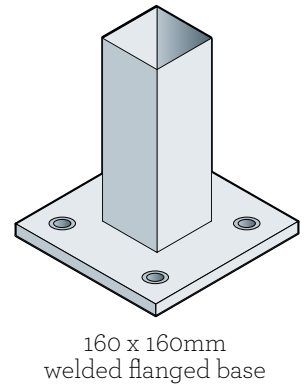
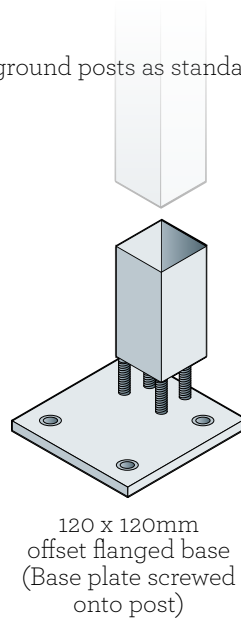
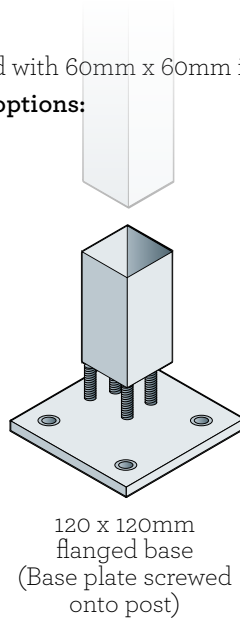
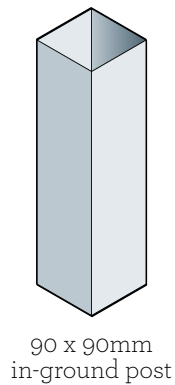
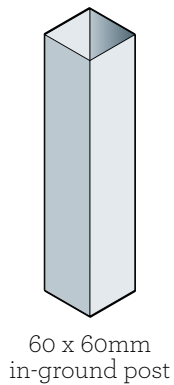
Commercial gas bottle storage area. – Grey Friars vertical face fixed slat option. 2000mm high with Flanged fixed 90x90mm posts.

SLAT FENCING

SLATS

Both slat and louvre fencing is supplied with 60mm x 60mm in-ground posts as standard.

The following posts are available as options:



SOLID SLATS

Post dimensions: 60mm (deep) x 60mm (face) 2 and 3mm SHS

Slat thickness: 85 x 25mm

Suitable for fence heights: 900mm – 2400mm

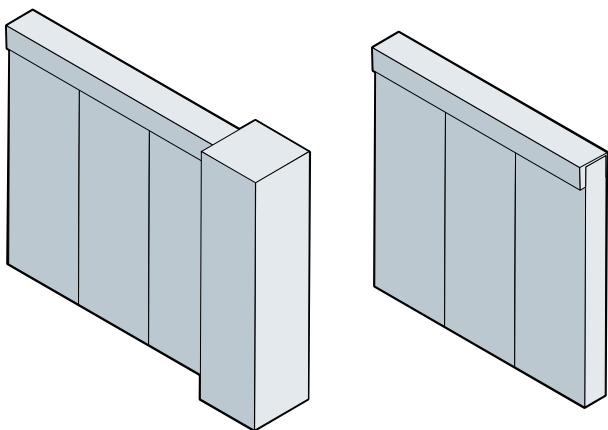
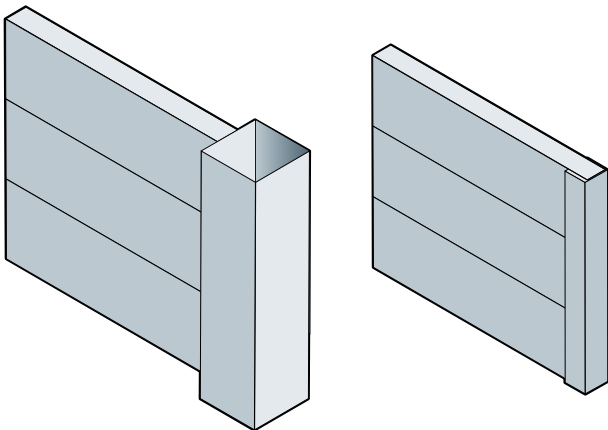
Post centres: 2400mm, 2700mm, 3000mm

BelAire butted Solid Slats are fully customisable. If there's a particular size or configuration you require, call us on 0800 235 2473 and we'll custom-make a fence just for you.

Construction:

Aluminium slats butted together (with no gaps in between) for a solid panel look.

Vertical & horizontal options available



MODULAR BIN AND UTILITY SCREENS

Great screens for hiding and securing those everyday around the house essentials that you don't want to be seen out in the open. Easy to install and available with flanged or inground posts in 7 different colour options.

Commonly used in medium and high density housing units.

Custom designs available.



LOUVRE FENCING

Louvre sizes:

2400mm (length) x 136mm (height) x 32mm (width)
to suit 2400mm panels

2700mm (length) x 136mm (height) x 32mm (width)
to suit 2700mm panels

3000mm (length) x 136mm (height) x 32mm (width)
to suit 3000mm panels

**BelAire louvre fencing
is fully customisable.
If there's a particular size or
configuration you require, call
us on 0800 235 2473
and we'll custom-make
a fence just for you.**

You can choose the same colour for your posts, channels and slats, or any combination you wish!

**We powdercoat the louvres to any of the colours in the Dulux powdercoating chart, found at:
www.duluxpowdercoatings.co.nz**

LOUVRE FENCE PANELS

Louvre fence height options:

350mm (3 louvres)

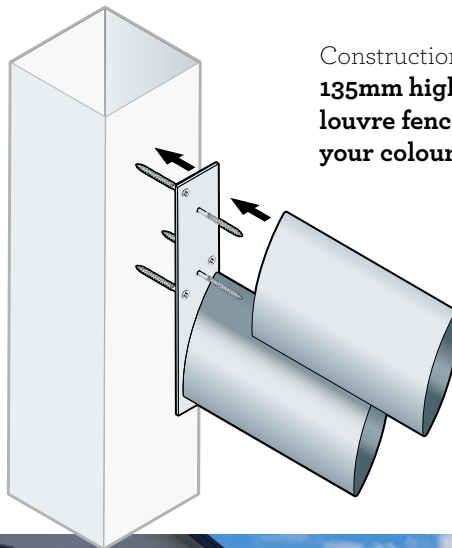
600mm (5 louvres)

900mm (8 louvres)

1200mm (10 louvres)


1500mm (13 louvres)

1800mm (15 louvres)



Construction:
**135mm high aluminium aerofoil
louvre fence powder-coated to
your colour choice.**





BelAire®
DESIGNER FENCING

...make it your own!

OBLIQUE FENCING

PRIVACY AND VERSATILITY

The beauty of BelAire oblique fencing lies in its ability to make your property completely private when viewed from one direction, whilst it allows you to see through it from another. Keep your kids safe in the garden, while keeping an eye on them from the house. It's so versatile - with three heights and four configuration options you'll have every angle covered. And it can run along sloped boundary lines and uneven ground. (Check with us to see which configurations will best suit your requirements.)

With stunning architectural impact, BelAire oblique fencing will enhance your property and safeguard your family.

BUILT TO LAST

The powder-coated aluminium posts, channels and slats are very light, structurally very strong, and are supplied to you in classic Kiwi Dulux Flaxpod. BelAire oblique fencing can also be supplied in any Dulux powdercoat colour (or combination of colours) of your choice at additional cost.

EASY INSTALLATION

BelAire oblique fencing is designed to be assembled with ease. The posts are simply concreted into post holes while the lightweight aluminium slats are perfect for difficult-to-access areas such as back yards or annexed ground.

We provide step by step self-install instructions that any competent DIY person should be able to follow, but if you'd rather get someone else to install it, we have a list of preferred installers throughout NZ. Call us on 0800 235 2473 and we will put you in touch with an installer in your area.

WARRANTY



Be assured that with very little maintenance your fence will give you great privacy and security for many years to come. Only the finest raw materials have been used in the construction of your fence. The suppliers of these raw materials state that they have a design life well in excess of 20 years. With this assurance we offer you a replacement warranty for any component of your new fencing if it fails within 10 years from date of purchase.

OBLIQUE FENCING

Post dimensions: 60mm (deep) x 60mm (face) 2 mm SHS

Oblique slat thickness: 25mm

Fence heights: 1200mm, 1500mm, 1800mm

Post centres: 1860mm, 2410mm


**BelAire oblique fencing
is fully customisable.**

**If there's a particular size or
configuration you require,
call us on 0800 235 2473 and we'll
custom-make a fence just for you.**



POWDER-COAT COLOUR

Flax



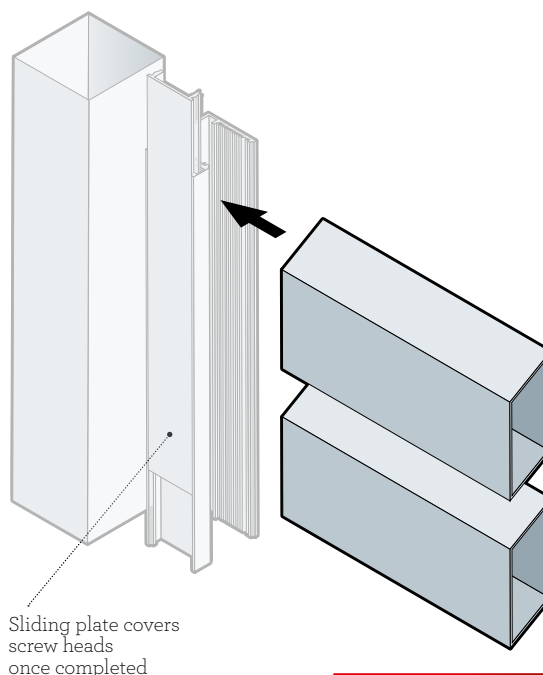
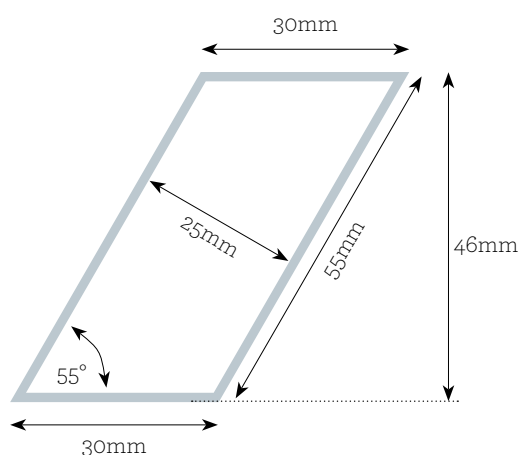
BelAire oblique fencing posts, channels and slats are supplied in powdercoated Dulux Flaxpod. They can also be supplied in any Dulux powdercoat colour of your choice at additional cost. The Dulux powdercoating chart can be found at: www.duluxpowdercoatings.co.nz

You can choose the same colour for your posts, channels and oblique slats, or any combination you wish!

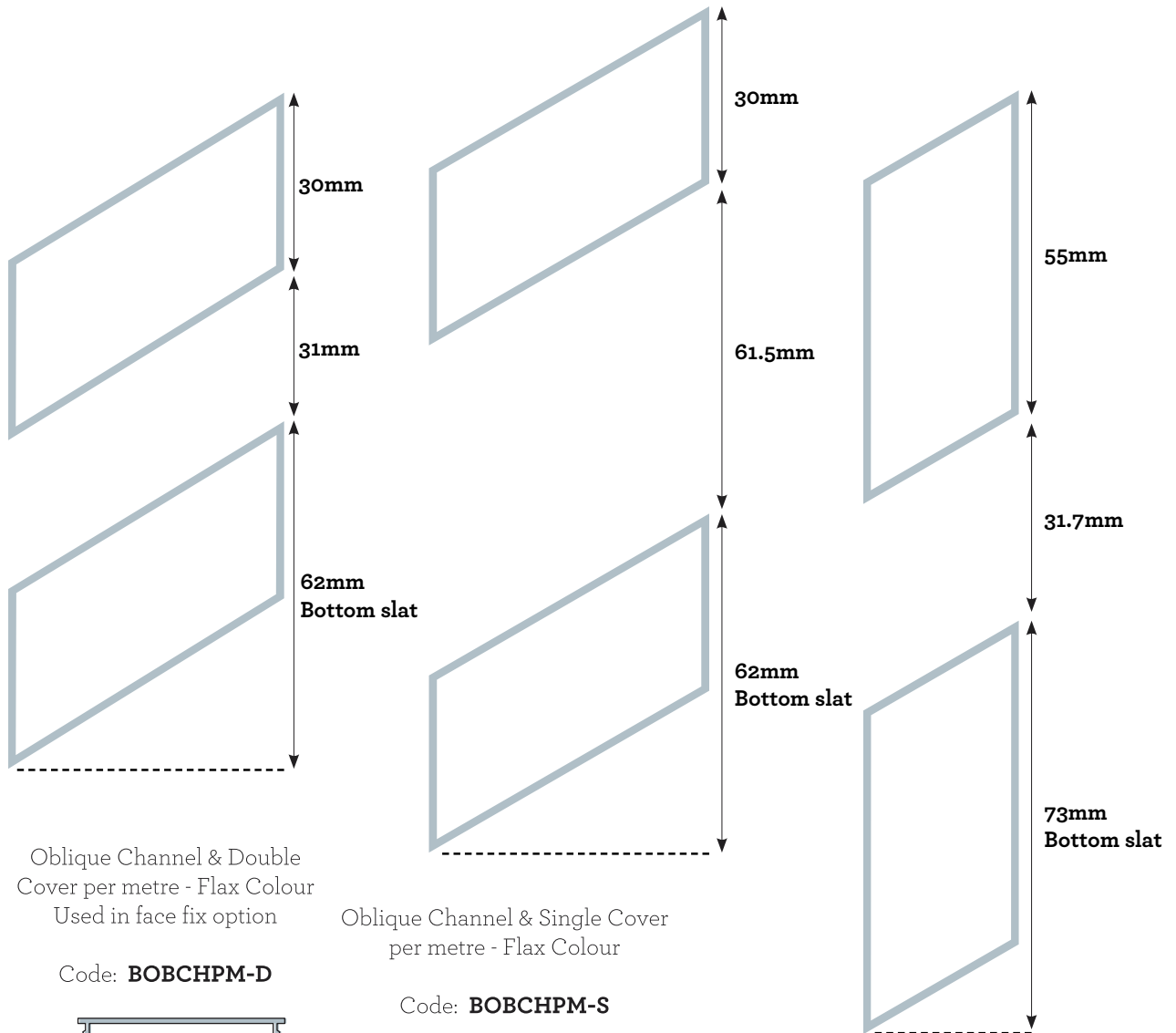
OBLIQUE SLATS

Oblique slat construction:

1.2mm powder-coated aluminium.

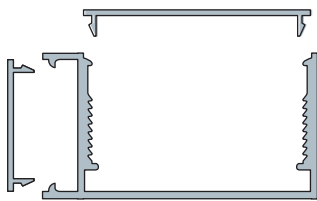


OBLIQUE SPACINGS



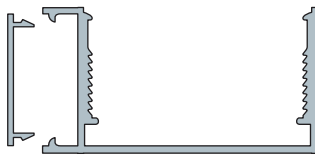
Oblique Channel & Double
Cover per metre - Flax Colour
Used in face fix option

Code: **BOBCHPM-D**



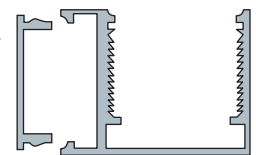
Oblique Channel & Single Cover
per metre - Flax Colour

Code: **BOBCHPM-S**



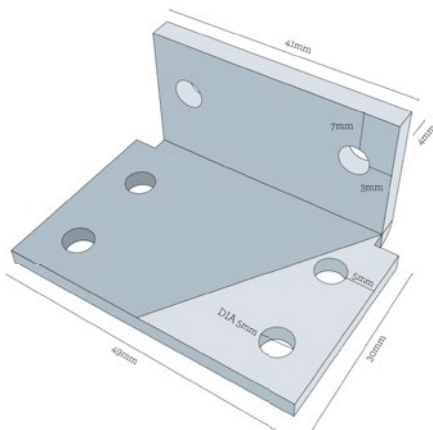
Slat Channel & Cover Metre
Rate - Flax Colour

Code: **BSLCHPM-FX**



Oblique Bracket for
Vertical mounted

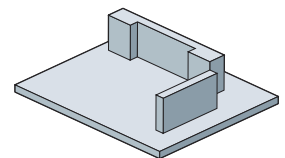
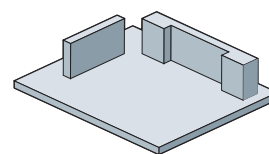
Code: **BOBEB**



Oblique Black
Channel Plastic End Cap
60x30 Left and Right

Code: **BOBCHECL**

Code: **BOBCHECR**



Oblique Black Slat Plastic End
Caps Left and Right

Codes: **BOBSLECL BOBSLECR**

Black top and bottom caps are
available to complete your face fixed
fencing.

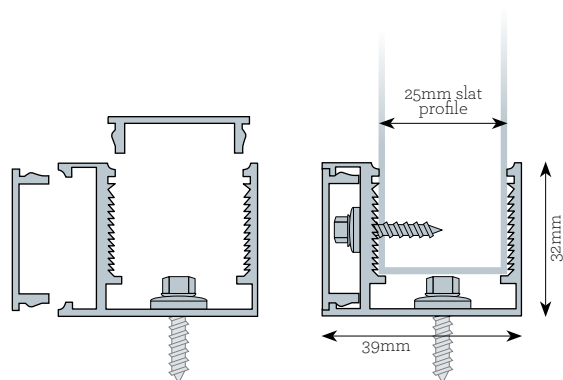


Oblique codes

1165mm length: **BOBSL1165**
1500mm length: **BOBSL15**
1800mm length: **BOBSL18**
2300mm length: **BOBSL23**

OBLIQUE FENCING CONFIGURATIONS

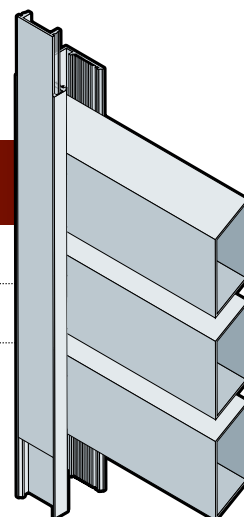
CHANNEL FIX / 25mm PROFILE



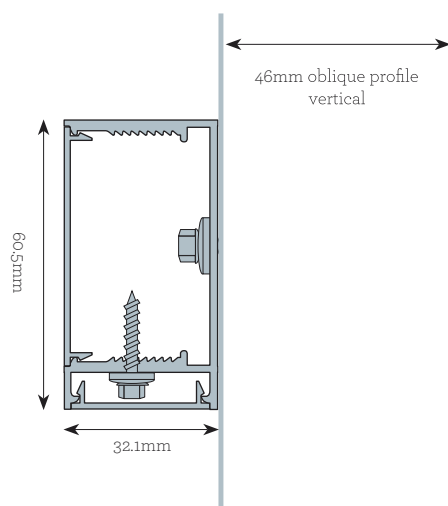
HORIZONTAL SLATS

55mm face + 31.7mm gap between slats (Allow 73mm for bottom slat)

BOP1224 H25	Height: 1200mm	Width: 2350mm	Slats: 14 @ 2330mm long
BOP1524 H25	Height: 1460mm	Width: 2350mm	Slats: 17 @ 2330mm long
BOP1824 H25	Height: 1720mm	Width: 2350mm	Slats: 20 @ 2330mm long



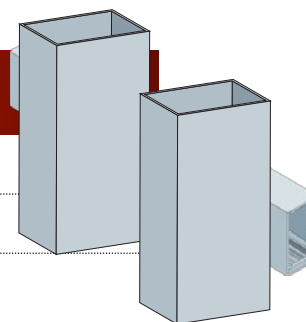
VERTICAL FACE FIX



VERTICAL SLATS - ANGLE MOUNTED

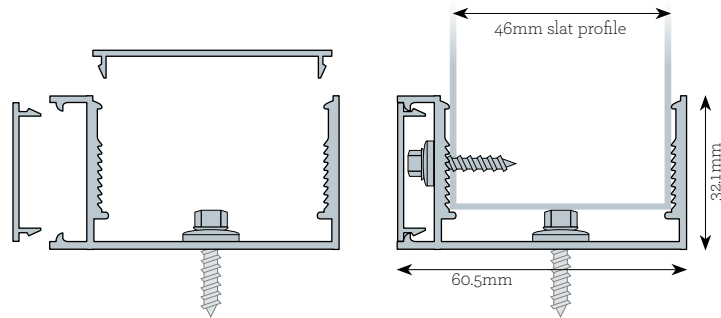
30mm face + 61.5mm gap between slats

BOP1218 V46 FF	Height: 1165mm	Width: 1800mm	Slats: 20 @ 1165mm long
BOP1518 V46 FF	Height: 1500mm	Width: 1800mm	Slats: 20 @ 1500mm long
BOP1818 V46 FF	Height: 1800mm	Width: 1800mm	Slats: 20 @ 1800mm long



OBLIQUE FENCING CONFIGURATIONS

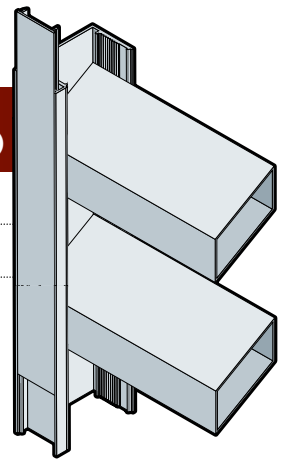
CHANNEL FIX / 46mm PROFILE



HORIZONTAL SLATS

30mm face + 61.5mm gap between slats (Allow 62mm for bottom slat)

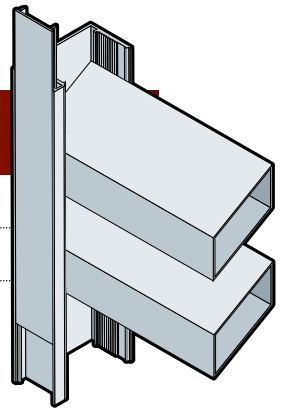
BOP1224 H46	Height: 1160mm	Width: 2350mm	Slats: 13 @ 2330mm long
BOP1524 H46	Height: 1526mm	Width: 2350mm	Slats: 17 @ 2330mm long
BOP1824 H46	Height: 1800mm	Width: 2350mm	Slats: 20 @ 2330mm long



HORIZONTAL SLATS - FULL PRIVACY

30mm face + 31mm gap between slats (Allow 62mm for bottom slat)

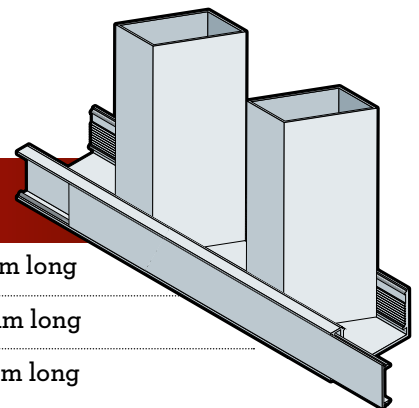
BOP1224 H46 PVT	Height: 1160mm	Width: 2350mm	Slats: 19 @ 2330mm long
BOP1524 H46 PVT	Height: 1526mm	Width: 2350mm	Slats: 25 @ 2330mm long
BOP1824 H46 PVT	Height: 1831mm	Width: 2350mm	Slats: 30 @ 2330mm long



VERTICAL SLATS

30mm face + 61.5mm gap between slats

BOP1218 V46	Height: 1185mm	Width: 1800mm	Slats: 20 @ 1165mm long
BOP1518 V46	Height: 1500mm	Width: 1800mm	Slats: 20 @ 1480mm long
BOP1818 V46	Height: 1800mm	Width: 1800mm	Slats: 20 @ 1780mm long





BelAire Oblique Fencing **viewed from the road or driveway**



BelAire Oblique Fencing **viewed from your house or garden**


...make it your own!





For maximum versatility, slats can face in different directions within one panel

ALUMINIUM FENCING & SCREEN SYSTEMS



Kotuitui Development

After Ace Landscapes installed traditional timber fences for Kāinga Ora homes' Kotuitui development they could see how it could degrade after a few weeks. Then they came across BelAire Designer Fencing's aluminium slat fencing range, provided them a good, strong, and low maintenance system that would look great for many years.

Project Specifications:

Vertical Slats Fencing

1200, 1500 and 1800mm high

Flush Capping, Slatted Bays and Solid Bays

85x25mm slats, used to create open and closed sections within 60x60mm posts. Bay widths varied from 1800 – 2400mm

Colour

Flax (matches Dulux Flaxpod)

Before



After



Dominion Construction

Being situated in the centre of New Zealand's busiest CBD, down Princess Street, the architects wanted a product that was robust, strong and looked great.

The perfect solution was to supply and install the BelAire slat fencing system which enhanced the project and caused little disturbance to the site.

Project Specifications:

Aluminium Slats

2400mm high

Flush Capping, Slatted Bays and Solid Bay

Slat panels with 15mm gaps, between engineered
150 x 100mm flange plated posts, 54m long including 3 Gates

Colour

Ebony (Black)



Matarangi Slat Fencing

With such a modern stylish looking house, the aluminium slats were a perfect complimentary look. The matching gates, along with their full automation functionality allow the customer to easily access his boat, house and garden exactly as requested.

Project Specifications:

Horizontal Slats Fencing

Ranging between 1900mm to 1600mm high

Flush Capping and Slatted Bays

85 x 25mm Aluminium Slats between
90 x 90mm Aluminium Flange posts fixed
to concrete nib/Timber decking

Colour

Black

“When we approached BelAire Designer Fencing, we were after a fencing solution that would look good and enhance the overall look of our house and the property. The fencing system also needed to be low maintenance, durable and cost effective. BelAire fit perfectly with all our criteria. BelAire overall advice, service and project communications were excellent. Considering the customisation required for the tricky site, the installation of the fence and gates went smoothly. Thank you BelAire”

Tadek G



**BELAIRE
SLAT FENCING
IS F9 COMPLIANT FOR
RESIDENTIAL SWIMMING
POOLS WHEN:**

Fence is at least 1.8m high
Fence composed of horizontal slats

Gaps between slats are
less than 10mm

Gap under fence is
less than 100mm

