

NEW FEATURES

- ✓ The Polaris 125 Series is the new benchmark in frameless glass gate hinges.
- ✓ Quick-Adjust Ratchet cap for simple spring tension adjustment.
- ✓ Upgraded Internal spring Increasing reliability & longevity.
- ✓ Larger clamping plate footprint providing superior grip on glass.
- ✓ Click-in-click-out" variable strength dampers offering soft-close customisation

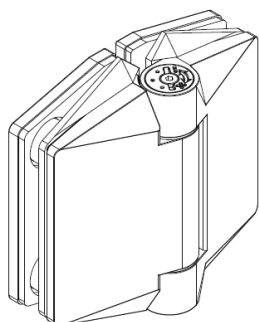
For additional product details or to find an installer or distributor please visit www.polarishinge.com.au

GLASS GATE APPLICATIONS

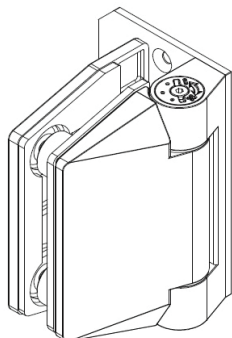
POOL FENCES
STAIRWAYS & LANDINGS
CHILD CARE CENTRES / PLAYGROUP
HOTELS / RESORTS
PEDESTRIAN ACCESS

ENTRY BARRIERS
STADIUM ACCESS
BALUSTRADE ACCESS
WINE CELLARS
SHOWCASES

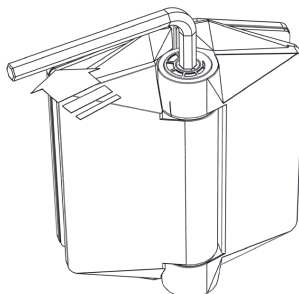
Glass to Glass



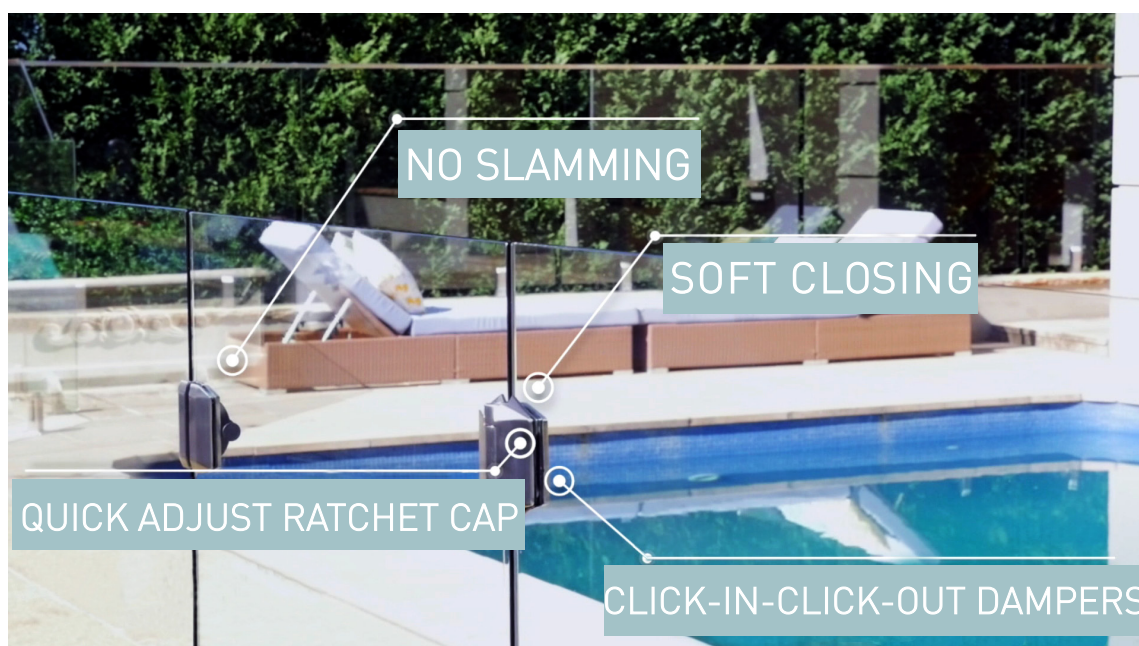
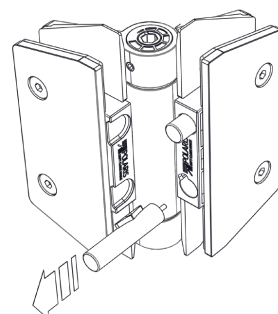
Glass to Wall



Quick-Adjust Ratchet cap



"Click-in-click-out"
variable strength buffers



PRODUCTS / SKU

HINGES		UM	POLISHED	MATT BLACK
180DEG GLASS TO GLASS		PAIR	SCEPHGG	SCEPHGG-B
GLASS TO WALL		PAIR	SCEPHGW	SCEPHGW-B
DAMPER KITS	UM	BLUE (LIGHT 150N)	GREY (STANDARD 200N)	ORANGE (STRONG 300N)
	KIT	DB150	DG200	D0300