



2023 Outcomes Report

Published 2024 Q1



Placements

Below you can find a summary of our placement data from 2023

Placement Rate		
	Total #	12 Mo. Placement Rate*
Total Fellows Placed	449	96%
Data	59	90%
Marketing	73	99%
Sales & Customer Success	54	100%
Product, Strategy & Operations	133	97%
Software Engineering & Other Engineering	76	94%
IT & Cybersecurity	15	96%

**Rate of fellows who reported a placement that received it within 12 months*

Average Placement Time	
All Fellows	5.5 months
Data	5.7 months
Marketing	5.7 months
Sales & Customer Success	4.9 months
Product, Strategy & Operations	5.5 months
Software Engineering & Other Engineering	5.2 months
IT & Cybersecurity	4.9 months



Fellow Salaries by Track

Average Annualized Salaries of Placed Fellows (Last 18 Months)			
Software Engineering & Other Engineering		Marketing	
Entry Level	\$77,198	Entry Level	\$76,319
Mid-Level	\$127,646	Mid-Level	\$124,000
Senior	\$187,324	Senior	\$165,221
Data		Product, Strategy & Operations	
Entry Level	\$80,614	Entry Level	\$76,986
Mid-Level	\$124,780	Mid-Level	\$122,233
Senior	\$165,760	Senior	\$182,584
Sales & Customer Success		IT & CyberSecurity	
Entry Level	\$72,907	Entry Level	\$74,607
Mid-Level	\$124,857	Mid-Level	\$116,429
Senior	\$151,000	Senior	\$203,643

Salary Multipliers by Region

Here you can find regional salary multipliers. These percentages are calculated by comparing regional average salary and overall average salary to determine the regional multiplier.

Salary Multipliers by Region*	
Pacific	109%
Mountain West	89%
South	94%
Midwest	104%
Northeast	97%

*If you are interested in estimating your personal expected salary by region, take the applicable regional multiplier from the table above and combine it with the track & seniority level that apply to you from the previous page.

Top Placement Companies

The most common companies our fellows accept offers from are:



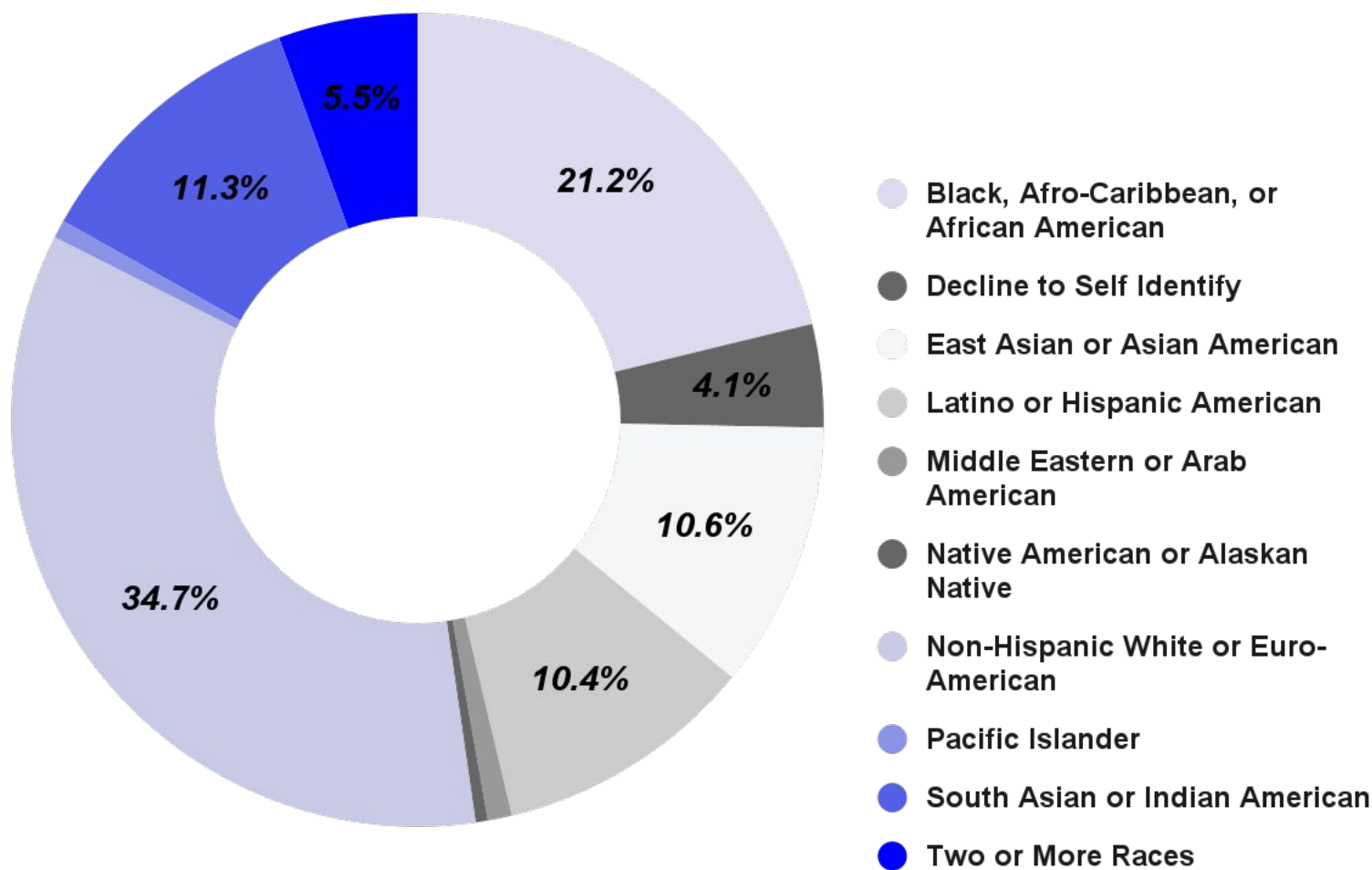
Overall, Pathrise fellows have been placed at companies of all different sizes.

Estimated Company Sizes	
Total Number of Unique Companies	459
Over 1000 Employees	34.8%
250 to 1000 Employees	17.6%
50 to 250 Employees	17.4%
Under 50 Employees	30.2%



Fellow Demographics

We are passionate about diversifying the tech space! See how our fellows self-identify.

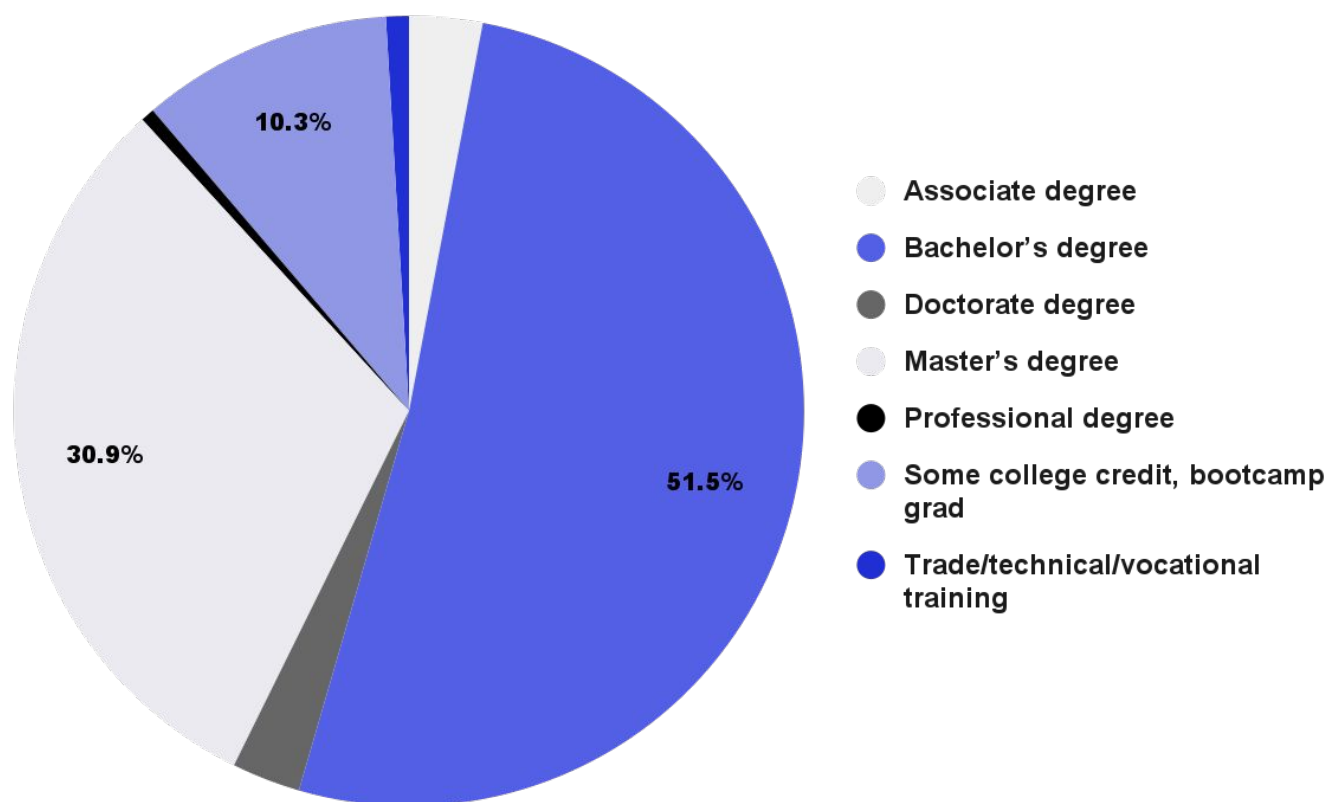




Education Level

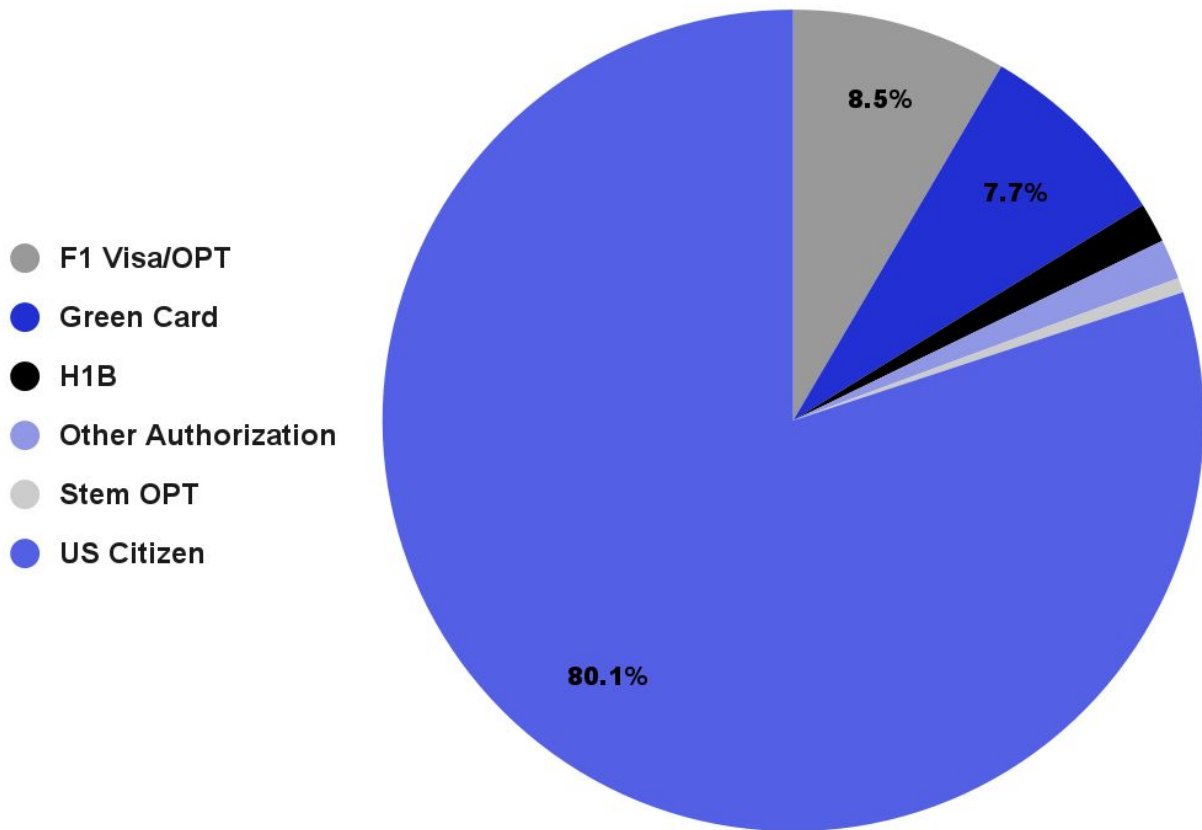
Pathrise fellows come to us at varying educational levels to pursue their dream roles.

Highest Level Of Education	Salary Averages
Trade/Technical/Vocational Program	\$80,625
Associate's Degree	\$90,903
Doctorate Degree	\$101,965
Some College/Bootcamp Grad	\$82,125
Professional Degree	\$106,667
Master's Degree	\$93,620
Bachelor's Degree	\$90,909



Work Authorization Status

Pathrise fellows come from many parts of the world, and our mentors are experts when strategizing around work authorization.



Status	Salary Averages
F1 Visa/OPT	\$92,203
Stem OPT	\$87,750
Green Card	\$95,394
H1B	\$115,875
Other Authorization	\$91,331
US Citizen	\$100,567