



# TORINO

## SHELF LIGHTING FIXTURE

LINEAR // LUXX // SHELF LIGHTING // TORINO

**Product Description:** The Torino is a powerful alternative to T5 and T8 tube light fixtures. The design of the aluminum housing allows for it to be mounted at several different angles for optimal performance.

### FEATURES

- Adjustable angle mounting provides  $\pm 45^\circ$  of tilt, allowing one to direct light where desired - great for cabinet lighting
- Anodized aluminum and PMMA construction
- Energy-efficient T5 fluorescent replacement
- Four available power connection types
- Customized to order - configure the fixture to your exact needs
- Available in single color white, tunable white, and RGB



### ELECTRICAL

Input Voltage	24VDC	
Power Consumption	2.9W per foot (9.6W per meter)	
Wires	18AWG attached power lead	
Certifications	cULus Listed (E501733), CE Compliant	

### PHYSICAL

Color Temperature	2700K, 3000K, 4000K, 5000K, 6500K, 2700-6500K Tunable White, RGB	
CRI	90 CRI (standard), options available up to 97 CRI	
Light Output	360 lumens per foot (1180 lumens per meter)	
Beam Angle	90° beam angle (with variable angle mounting)	
Mounting	Surface mount	
Operating Temp.	-13°F to 113°F (-25°C to 45°C)	
Environment	IP20	
Dimensions (WxH)	0.63" diameter (16mm)	
Max Length Available	98.4" (2,500mm)	

This icon indicates UL Listed customizable specifications beyond the normal configuration options. Minimum order quantities may apply. Contact us for customization requests.

### PRODUCT CONTENTS

Specific contents will vary based on your selected configuration.



FIXTURE



ATTACHED POWER LEAD



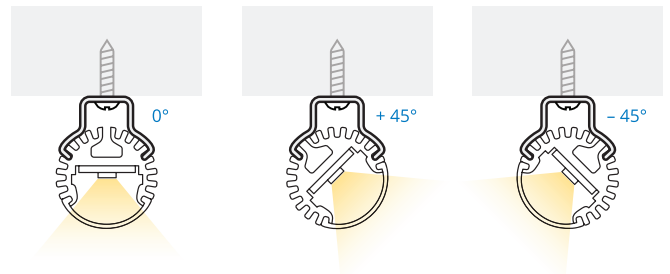
MOUNTING HARDWARE

### FEATURES

Dimmable	Dimmable, offering consistent low-level output
Cover Options	Clear, frosted, or milky
Energy Efficiency	~124 lumens per watt
Construction	Anodized aluminum and PMMA
Long Lifespan	50,000 hour rated life
Warranty	3-year warranty / extended warranties available

### ADJUSTABLE ANGLE MOUNTING

Take advantage of several different tilt angles with the included mounting clips.

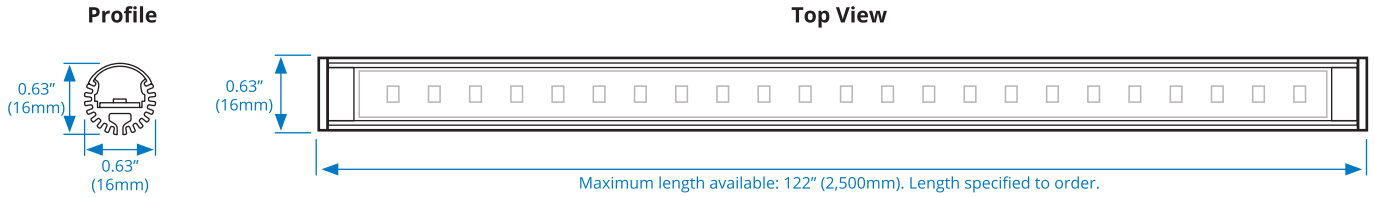


### POWER & CONTROLS




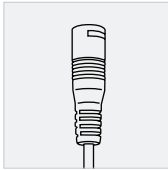
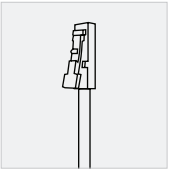
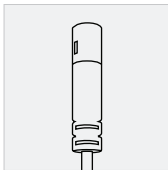
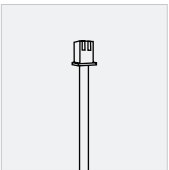
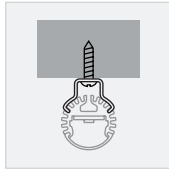
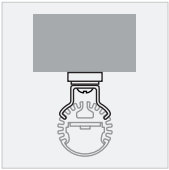
Compatible with all control protocols via associated power and control components. Quality tested for low-end light output consistency across all LEDs.

### CLASS 2 & UL COMPLIANCE

Use Class 2 power supplies with a maximum power output of 96W (per channel/circuit) to retain UL Class 2 Listing compliance. Best practices include allowing headroom for power supply longevity.



CONFIGURATION OPTIONS

COVER TYPE	POWER LEAD TYPE	MOUNTING
 Clear  Frosted  Milky	 Barrel  LED Mini  IP54  XHP	 Standard Clip  Magnetic Clip

PART NUMBER CONFIGURATION

LINE	MODEL	VOLTAGE	COLOR	COVER	DIODE TYPE	LEAD TYPE*	LEAD LENGTH	MOUNTING	FIXTURE LENGTH
LX - LUXX	TRNO - Torino	24 - 24VDC	27 - 2700K White	CL - Clear	LED - Spaced Diodes	BR - Barrel Connector	000 - Inches	SC - Standard Clip	000 - Inches
			30 - 3000K White	FR - Frosted	COB - Continuous	LM - LED Mini Connector		MC - Magnetic Clip	
			40 - 4000K White	ML - Milky		IP - IP54 Connector			
			50 - 5000K White			XH - XHP Connector			
			65 - 6500K White			BW - Bare Wires			
			TW - 2700-6500K Tunable White						
			RGB - RGB Color						

\* Choose any lead type option for single color white. Choose XHP or bare wire lead type for tunable white, RGB, or RGBW.

**EXAMPLE:** LX - TRNO - 24 - TW - CL - LED - BW - 012 - SC - 024  
 Line Model Voltage Color Cover Diode Type Lead Type Lead Length Mounting Fixture Length

SPECIALIZED OPTIONS

Our team has decades of experience lighting a variety of products in the retail realm. Display lighting for food often requires specialized color temperatures, highly accurate color rendering, and sealed power connections for commercial refrigeration applications. Below are a few specialized options we have offered in the past. Please reach out to us if you have a unique lighting need.

GROCERY LIGHTING

Grocery lighting options are designed to make meat, seafood, bakery items, and general produce look fresh and delicious. Specific light hues allow the food to look its best and help to increase sales. Fixture construction can accommodate a variety of refrigerated environments.

FASHION / DESIGNER LIGHTING

Extremely accurate color rendering specifications are used in these optimized fixtures. The "sun-like" color rendering shows off hues in the most natural light possible. These are great for high-end fashion, designer brand spaces, and other areas where true color is important.

**DC JACK BARREL** | FOR SINGLE COLOR FIXTURES ONLY



Female to wire



Extension



4-Way Distribution Box

**LED MINI PLUG** | FOR SINGLE COLOR FIXTURES ONLY



Female to wire



Extension



3-Way Distribution Box



4-Way Distribution Box



6-Way Distribution Box

**IP54 CONNECTOR** | FOR SINGLE COLOR FIXTURES ONLY



Female to wire



Extension



7-Way Distribution Box

**XHP CONNECTOR** | COMPATIBLE WITH ALL COLOR OPTIONS



Female to wire



Extension




10-Way Distribution Box


**LUXX POWER TRACK** | FOR SINGLE COLOR FIXTURES ONLY



Power Track



Power Lead



Fixture Lead



End Caps



Mounting Clips