

NIZZA

SHELF LIGHTING FIXTURE

LINEAR // LUXX // SHELF LIGHTING // NIZZA

Product Description: The Nizza offers bright, diffused lighting in a streamlined package. It's the perfect shelf fixture for any task or retail lighting need.

FEATURES

- Ultra-compact lighting fixture 0.43" x 0.47" (11 x 12mm)
- Simple mounting options for quick installations
- Four available power connection types
- Customized to order - configure the fixture to your exact needs
- Long lifespan with cost-saving energy efficiency
- Available in single color white, tunable white, and RGB



ELECTRICAL

Input Voltage	24VDC	✂
Power Consumption	2.9W per foot (9.6W per meter)	
Wires	18AWG attached power lead	
Certifications	cULus Listed (E501733), CE Compliant	

PHYSICAL

Color Temperature	2700K, 3000K, 4000K, 5000K, 6500K, Tunable White 2700-6500K, RGB	✂
CRI	90 CRI (Standard), options available up to 97 CRI	✂
Light Output	220 lumens per foot (720 lumens per meter)	✂
Beam Angle	120° wide beam angle for maximum illumination	
Mounting	Surface mount	
Operating Temp.	-13°F to 113°F (-25°C to 45°C)	
Environment	IP20	✂
Dimensions (WxH)	0.43" x 0.47" (11mm x 12mm)	
Max Length Available	122" (3,100mm)	

✂ This icon indicates UL Listed customizable specifications beyond the normal configuration options. Minimum order quantities may apply. Contact us for customization requests.

PRODUCT CONTENTS

Specific contents will vary based on your selected configuration.



FIXTURE



ATTACHED POWER LEAD



MOUNTING HARDWARE

FEATURES

Dimmable	Dimmable, offering consistent low-level output
Cover Options	Milky
Energy Efficiency	76 lumens per watt
Construction	PMMA
Long Lifespan	50,000 hour rated life
Warranty	3-year warranty / extended warranties available

POWER & CONTROLS

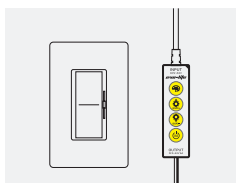
Compatible with all control protocols via associated power and control components. Quality tested for low-end light output consistency across all LEDs.

CLASS 2 & UL COMPLIANCE

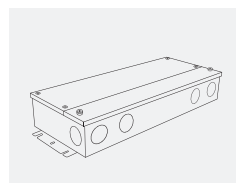
Use Class 2 power supplies with a maximum power output of 96W (per channel/circuit) to retain UL Class 2 Listing compliance. Best practices include allowing headroom for power supply longevity.

COMPLETE YOUR SYSTEM (SOLD SEPARATELY)

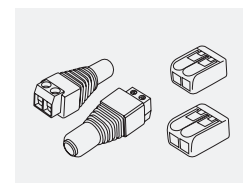
Don't forget to order the appropriate lighting system components.



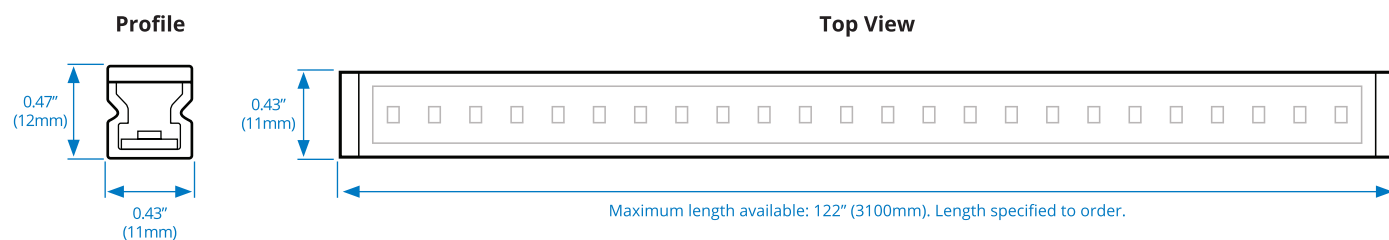
LIGHTING CONTROL



24VDC POWER SUPPLY




CONNECTION ACCESSORIES



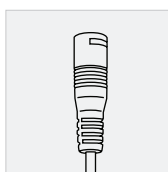
CONFIGURATION OPTIONS

COVER TYPE

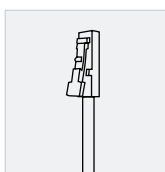


Milky

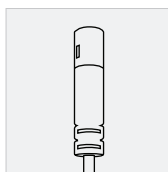
POWER LEAD TYPE



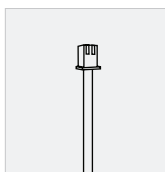
Barrel



LED Mini

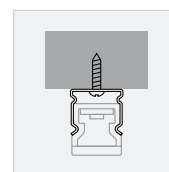


IP54

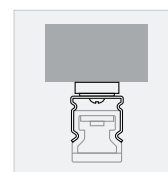


XHP

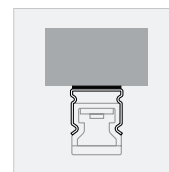
MOUNTING



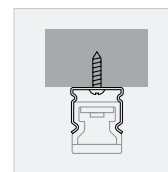
Standard Clip



Magnetic Clip



Magnetic Tape



Profile

PART NUMBER CONFIGURATION

LINE	MODEL	VOLTAGE	COLOR (CCT)	COVER	DIODE TYPE	LEAD TYPE*	LEAD LENGTH	MOUNTING	FIXTURE LENGTH
LX - LUXX	NIZA - Nizza	24 - 24VDC	27 - 2700K White	ML - Milky	LED - Spaced Diodes	BR - Barrel Connector	000 - Inches	SC - Standard Clip	000 - Inches
			30 - 3000K White		COB - Continuous	LM - LED Mini Connector		MC - Magnetic Clip	
			40 - 4000K White			IP - IP54 Connector		MT - Magnetic Tape	
			50 - 5000K White			XH - XHP Connector		PR - Profile	
			65 - 6500K White			BW - Bare Wires			
			TW - 2700-6500K Tunable White						
			RGB - RGB Color						

* Choose any lead type option for single color white. Choose XHP or bare wire lead type for tunable white, RGB, or RGBW.

EXAMPLE: LX - NIZA - 24 - 65 - ML - COB - BW - 012 - SC - 024
 Line Model Voltage Color Cover Diode Type Lead Type Lead Length Mounting Fixture Length

SPECIALIZED OPTIONS

Our team has decades of experience lighting a variety of products in the retail realm. Display lighting for food often requires specialized color temperatures, highly accurate color rendering, and sealed power connections for commercial refrigeration applications. Below are a few specialized options we have offered in the past. Please reach out to us if you have a unique lighting need.

GROCERY LIGHTING

Grocery lighting options are designed to make meat, seafood, bakery items, and general produce look fresh and delicious. Specific light hues allow the food to look its best and help to increase sales. Fixture construction can accommodate a variety of refrigerated environments.

FASHION / DESIGNER LIGHTING

Extremely accurate color rendering specifications are used in these optimized fixtures. The "sun-like" color rendering shows off hues in the most natural light possible. These are great for high-end fashion, designer brand spaces, and other areas where true color is important.

DC JACK BARREL | FOR SINGLE COLOR FIXTURES ONLY



Female to wire



Extension



4-Way Distribution Box

LED MINI PLUG | FOR SINGLE COLOR FIXTURES ONLY



Female to wire




Extension



3-Way Distribution Box



4-Way Distribution Box



6-Way Distribution Box

IP54 CONNECTOR | FOR SINGLE COLOR FIXTURES ONLY



Female to wire



Extension



7-Way Distribution Box

XHP CONNECTOR | COMPATIBLE WITH ALL COLOR OPTIONS



Female to wire



Extension




10-Way Distribution Box


LUXX POWER TRACK | FOR SINGLE COLOR FIXTURES ONLY



Power Track



Power Lead



Fixture Lead



End Caps



Mounting Clips