

Landscape Pavilions

ENGINEERED FOR LIVING





PAVILIONS

The perfect outdoor space.

Intended as a beautiful means of relaxation, pavilions have been an artistic part of western gardens and backyards for centuries. Whether used for summerhouses, religious temples, or simply a sweet piece of shade to catch an afternoon nap in, the tradition of this outdoor haven is long-standing.

Thankfully, this beautiful tradition has not been lost to the modern home. The pavilion is still a wonderful way to enjoy the fresh outdoors, while adding a classical piece of elegance to your space. Nothing will enhance the naturally attractive quality of your property more than this lovely gathering place. Add a few outdoor couches and chairs or fill the space with a table and some barbecuing equipment; either way, it is the ideal haven for your family and friends on a Sunday afternoon. Here, in the shade of the pavilion, you will be refreshed by the breeze and enamored with the dancing sunlight around you. There is no better place to rest, be rejuvenated, and prepare for the week ahead.

We know that every person has their own style and every area is unique. Because we want to ensure that you love every part of your pavilion, we give you the chance to custom build your own. Choose from our variety of sizes, colors, posts, and roofing options to create your perfect pavilion. Whether you prefer a sturdy wooden material or want something more convenient like vinyl, you are sure to find a style that will match your space and your personality.



INTRODUCTION.....	2-3
WHY BUY VINYL?.....	4-5
VINYL PAVILIONS.....	6-11
HOW TO ORDER A VINYL PAVILION/OPTIONS.....	12-13
WHY BUY A WOOD PAVILION?.....	14-15
WOOD PAVILIONS.....	16-21
HOW TO ORDER A WOOD PAVILION/OPTIONS.....	22-23
EASY ASSEMBLY.....	24-25
ON-SITE GALLERY.....	26-27



WHY BUY A VINYL PAVILION?

Keeping up a tradition of beauty, vinyl pavilions are strong and durable while being very attractive. Not only does our vinyl look great, but it's environmentally friendly, too. Made from 50% recycled materials and produced using nonpolluting manufacturing methods, this product is a great reminder to keep our earth and our families as healthy as possible. To top it off, vinyl is basically maintenance free – a little mild soap and water is all it needs for a fresh, clean look that lasts for years.

- Durable
- No Warping, Cracking, or Splitting
- Fresh Look
- Maintenance free
- Environmentally friendly





BELL ROOF VINYL

If you're looking for a bit of elegant flair to add to your garden, this bell roof vinyl is the perfect fit for you. With its gentle curve and alluring little window top, this roof is an invitation to be enchanted. Fill it with evening lights and you are sure to create a hotspot for any evening entertainment.





STANDARD VINYL

Perhaps you are looking for something a bit more basic, while still creating that restful appeal. Look no further than this classic piece. This pavilion is simple, beautiful, and fashioned in a manner that will never go out of style. Make it the meeting place of your new book club or invite the guys over for a grill-off after golf – this noble pavilion will add class and excitement to all your backyard activities.





CUSTOM VINYL OPTIONS

Who knows your space better than yourself? We've created this feature so that you can get exactly what you want. Customize your pavilion with a range of sizes from 10x10 to 20x36. After you've determined the amount of space you have, enjoy selecting the perfect color and matching up your favorite posts with a rooftop of your choice.

Above: Gable Vinyl Pavilion
Left: Arch Vinyl Pavilion



BUILD YOUR VINYL PAVILION

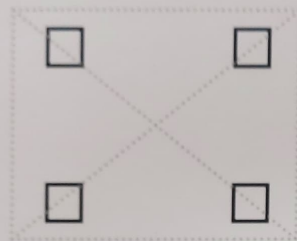
1. CHOOSE A SIZE

Things to consider -

How much space do you have available? Pavilions are available in many sizes. Measure your available space keeping in mind both post and roof dimensions.

Sizes

- 8' x 8' - 8' x 20'
- 10' x 10' - 10' x 24'
- 12' x 12' - 12' x 28'
- 14' x 14' - 14' x 32'
- 16' x 16' - 16' x 32'



2. CHOOSE A POST



36" Decor Post Cover



Standard Post



Designed Post



Tapered Post

3. CHOOSE A ROOF STYLE



Regular Roof



Bell Roof



Gable Roof

4. CHOOSE A ROOFING MATERIAL & COLOR

Asphalt Shingles (standard on all pavilions)



Weathered Wood



Rustic Cedar



Rustic Evergreen



Oxford Gray



Rustic Black



Dual Brown



Rustic Virginia Slate



Rustic Redwood



Rustic Slate



Old English Pewter



National Blue



Age Redwood

Metal Roofing (optional on all pavilions)



Black



Charcoal



Light Gray



Brown



Clay



Tan



White



WHY BUY A WOOD PAVILION?

The natural appeal of wood creates a warm feeling of being one with the nature around you. Our expert craftsmen use pressure-treated woods combined with protective stains and paints to create beautiful wooden pavilions that will withstand the elements of every season. Whether you're looking for something rustic or elegant, our classic wood will be a beautiful addition to your property.

- Naturally appealing
- Warm, elegant, good looks
- Treated to withstand the elements





STANDARD WOOD

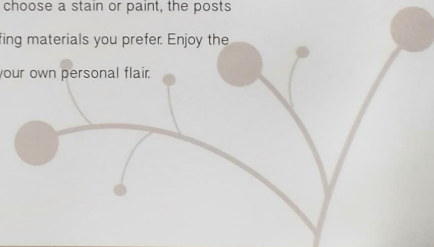
Enjoy this wooden piece in your backyard garden or near a beautiful lake – it will never cease to please the viewer or the guest. This simple wood pavilion is sturdy, classy and designed for any space or gathering. Whether you want to have a pool party or light it up for an evening event, this pavilion is always a great host.





CUSTOM WOOD

No one knows your space better than you. Because we understand this, we've created a customized feature allowing you to create the pavilion of your dreams in a few simple steps. To begin, determine the amount of space you are working with. Then choose a stain or paint, the posts of your choice, and the roof and roofing materials you prefer. Enjoy the perfect pavilion, easily created with your own personal flair.





GRAND ESCAPE

Who doesn't want the feel of a sweet beachside hut? Use this charming escape to store canoes and kayaks by the lake, or fill it with beach chairs and rest from the sun at your oceanfront property. Sturdy like all of our pavilions and with a roof to protect from rain and excessive sunlight, this pavilion will live up to its name and be a grand escape from the trials of your everyday life.



BUILD YOUR WOOD PAVILION

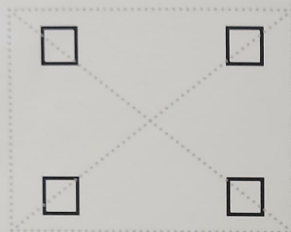
1. CHOOSE A SIZE

Things to consider -

How much space do you have available? Pavilions are available in many sizes. Measure your available space keeping in mind both post and roof dimensions.

Sizes

- 8' x 8' - 8' x 20'
- 10' x 10' - 10' x 24'
- 12' x 12' - 12' x 28'
- 14' x 14' - 14' x 32'
- 16' x 16' - 16' x 32'



2. CHOOSE A COLOR



*Available in any **Sherwin-Williams WoodScapes®** color.

3. CHOOSE A POST



36" Decor
Post Cover

Standard
Post

Turned
Post

4. CHOOSE A ROOF STYLE



Regular Roof



Bell Roof




Gable Roof

5. CHOOSE A ROOFING MATERIAL & COLOR

Asphalt Shingles (standard on all pavilions)



Metal Roofing (optional on all pavilions)



ASSEMBLING YOUR PAVILION



WHAT YOU WILL NEED

Basic hand tools are all that's required. If you own a cordless drill/screwdriver, level, wrenches, hammer and a ladder you're good to go. And you don't need to be an expert carpenter, either.

OUR STEP-BY-STEP GUIDE

With our guide you'll have clear, step-by-step instructions. Each step is illustrated with a photo and contains a clear and detailed explanation. No guesswork, no confusion.

A LITTLE HELP FROM A FRIEND

Building your own pavilion isn't as hard as it may seem. Every piece is clearly marked, and has been carefully inspected to make sure it fits together smoothly. Your finished pavilion will not only look great, it will be stable and strong.

OR GO WITH A PROFESSIONAL

You may prefer to have our professionals assemble your pavilion for you. Simply let your dealer know. You can count on courteous workmen that will respect your property and clean up completely before they leave.





Landscape Pavilions

ENGINEERED FOR LIVING



570.216.5670 ♦ stoltzfusshed@gmail.com

410 State Route 94, Columbia, NJ 07832

Rent to Own Options Available

RGSheds.com