

Unified Care Technical Support
(866) 899-3998



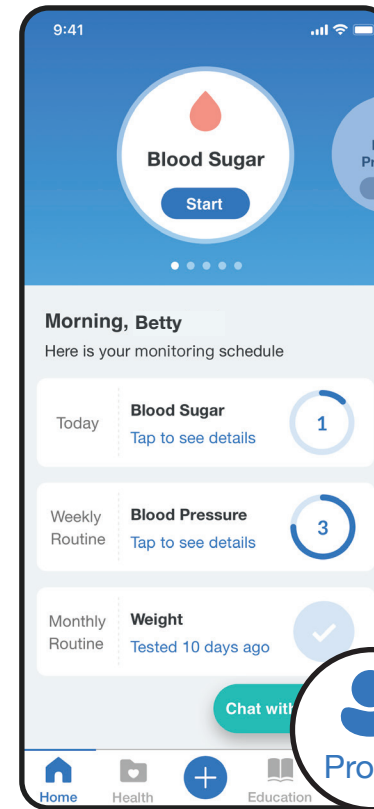
iHealth Unified Care

Your personal care team connecting
your home and doctor's office


How to add a Weight Scale Device

(Once added, no need to repeat before each measurement)

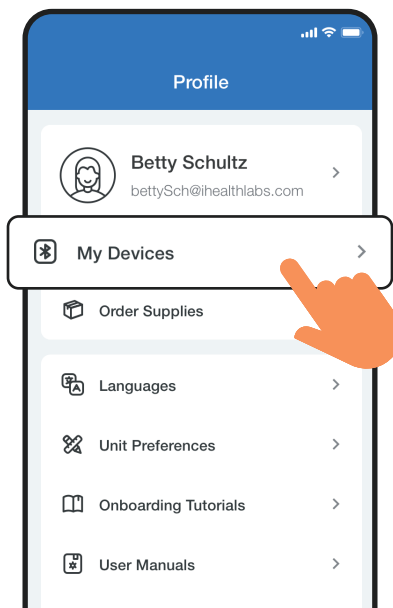
- 1** Open the iHealth Unified Care App.
Tap **"Profile"** in the bottom right corner.



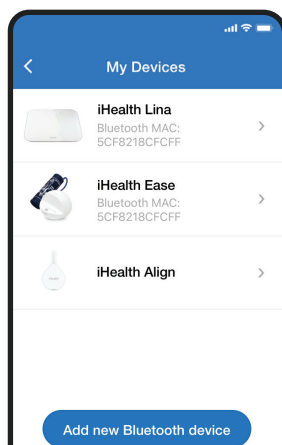
Make sure your
Bluetooth is ON



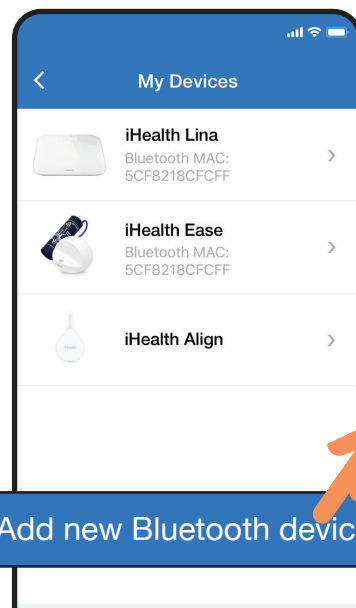
2 Tap on “My Devices”



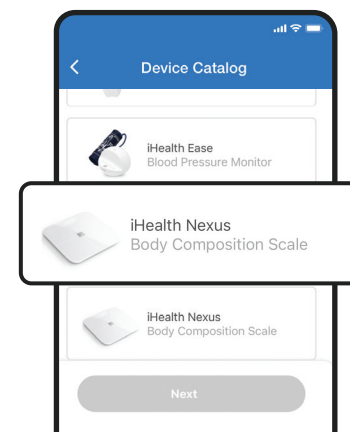
Then, you'll see a list of devices connected to your phone.



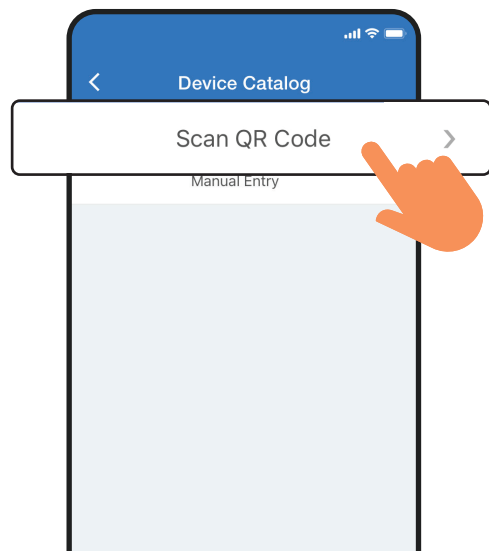
3 Tap on “Add New Bluetooth Device”



Then, choose “iHealth Nexus”



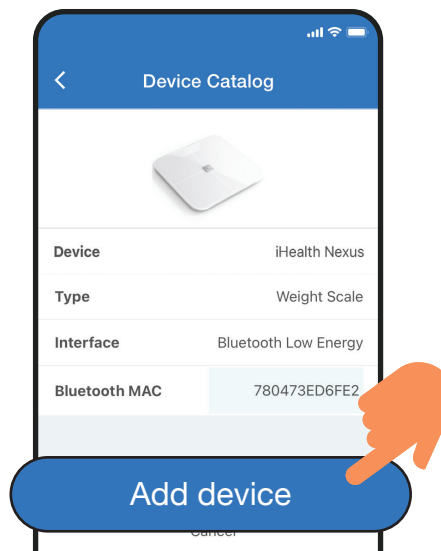
4 Tap “Scan QR code” and hover your phone over the barcode on the bottom of the device.



Make sure you have plenty of light and the code is in focus.



5 When device page show up, tap the button “Add Device”



Then, tap “Home” on the bottom left. And you are ready to measure weight.

