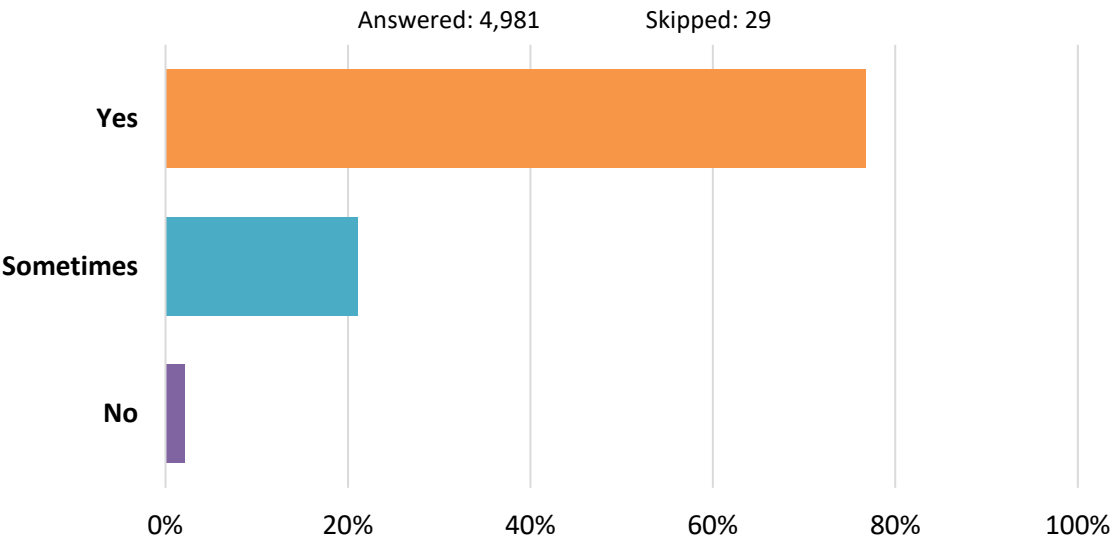


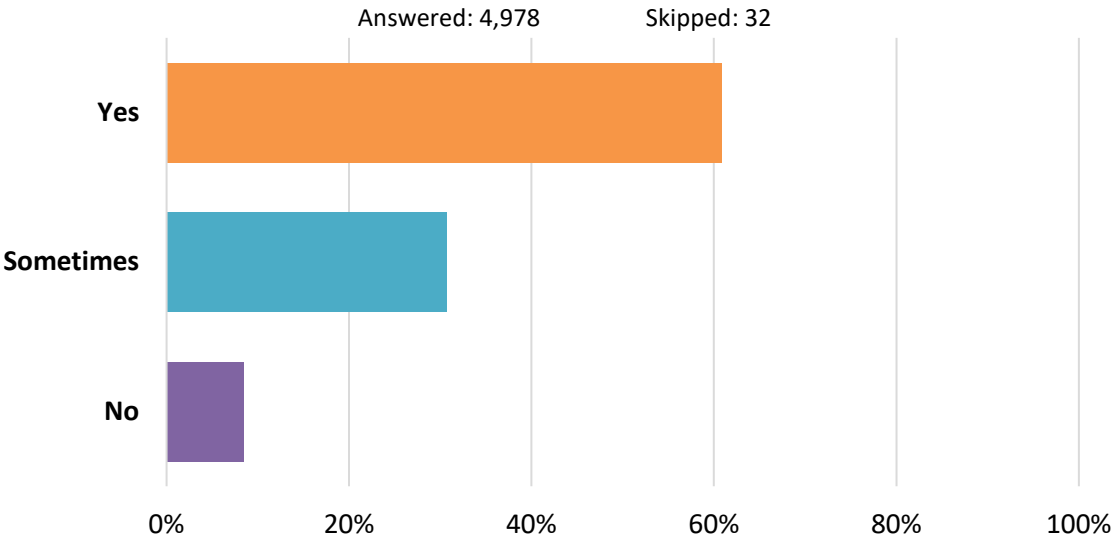
2019 CHNA Community Voice Survey

Q1 Are you proud to be living in your community?



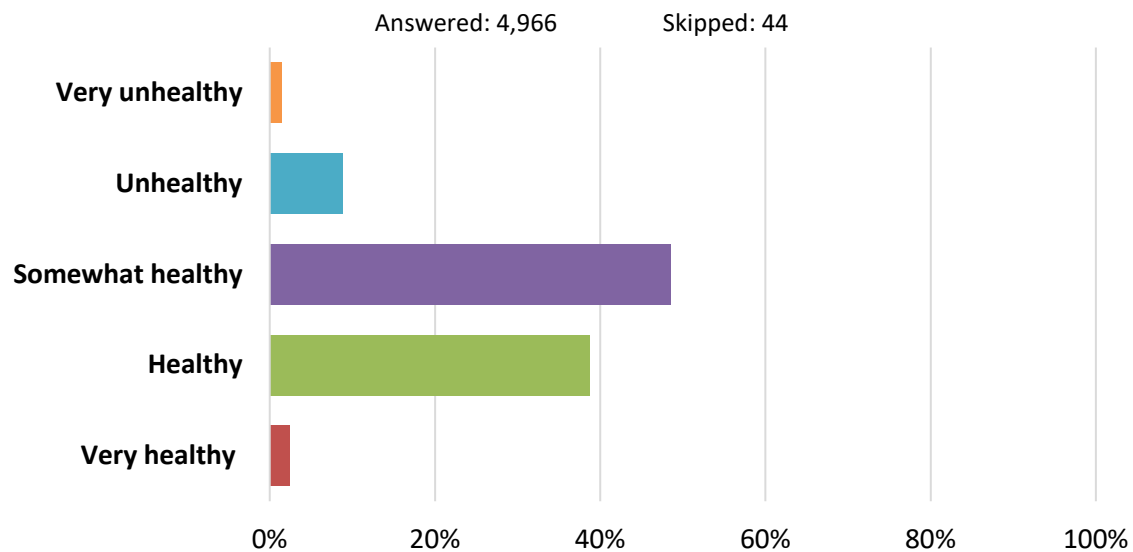
| Answer Choices | Responses | |
|----------------|-----------|-------|
| Yes | 76.75% | 3,823 |
| Sometimes | 21.12% | 1,052 |
| No | 2.13% | 106 |
| Total | | 4,981 |

**Q2 Do you feel you contribute to making
your community healthier?**



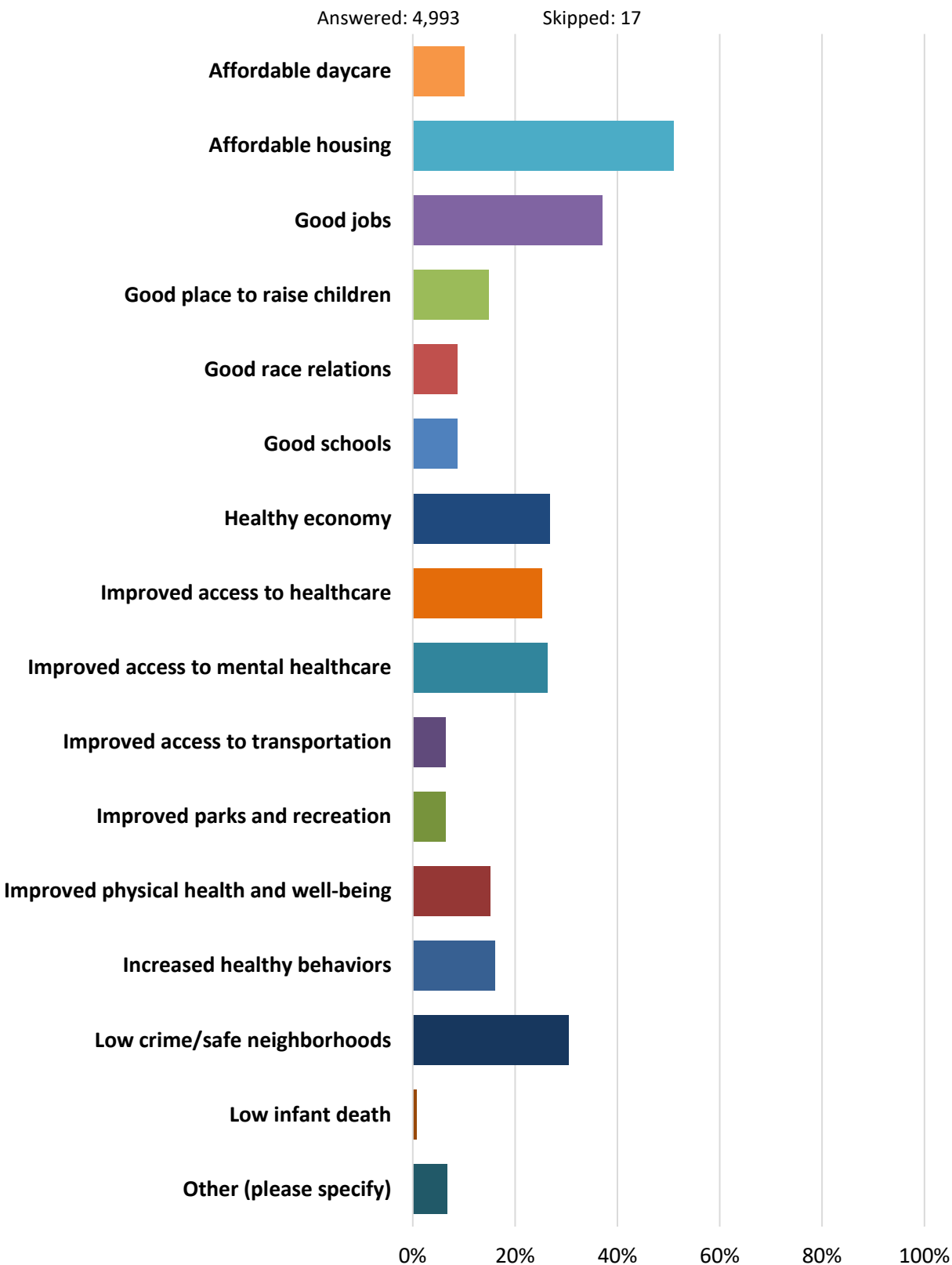
| Answer Choices | Responses | |
|----------------|-----------|-------|
| Yes | 60.85% | 3,029 |
| Sometimes | 30.72% | 1,529 |
| No | 8.44% | 420 |
| Total | | 4,978 |

Q3 How would you rate the healthy of your community?



| Answer Choices | Responses |
|------------------|--------------|
| Very unhealthy | 2.38% 75 |
| Unhealthy | 38.78% 439 |
| Somewhat healthy | 48.49% 2,408 |
| Healthy | 8.84% 1,926 |
| Very healthy | 1.51% 118 |
| Total | 4,666 |

Q4 In the following list, what do you think are the three most important factors that will improve the quality of life in your community?

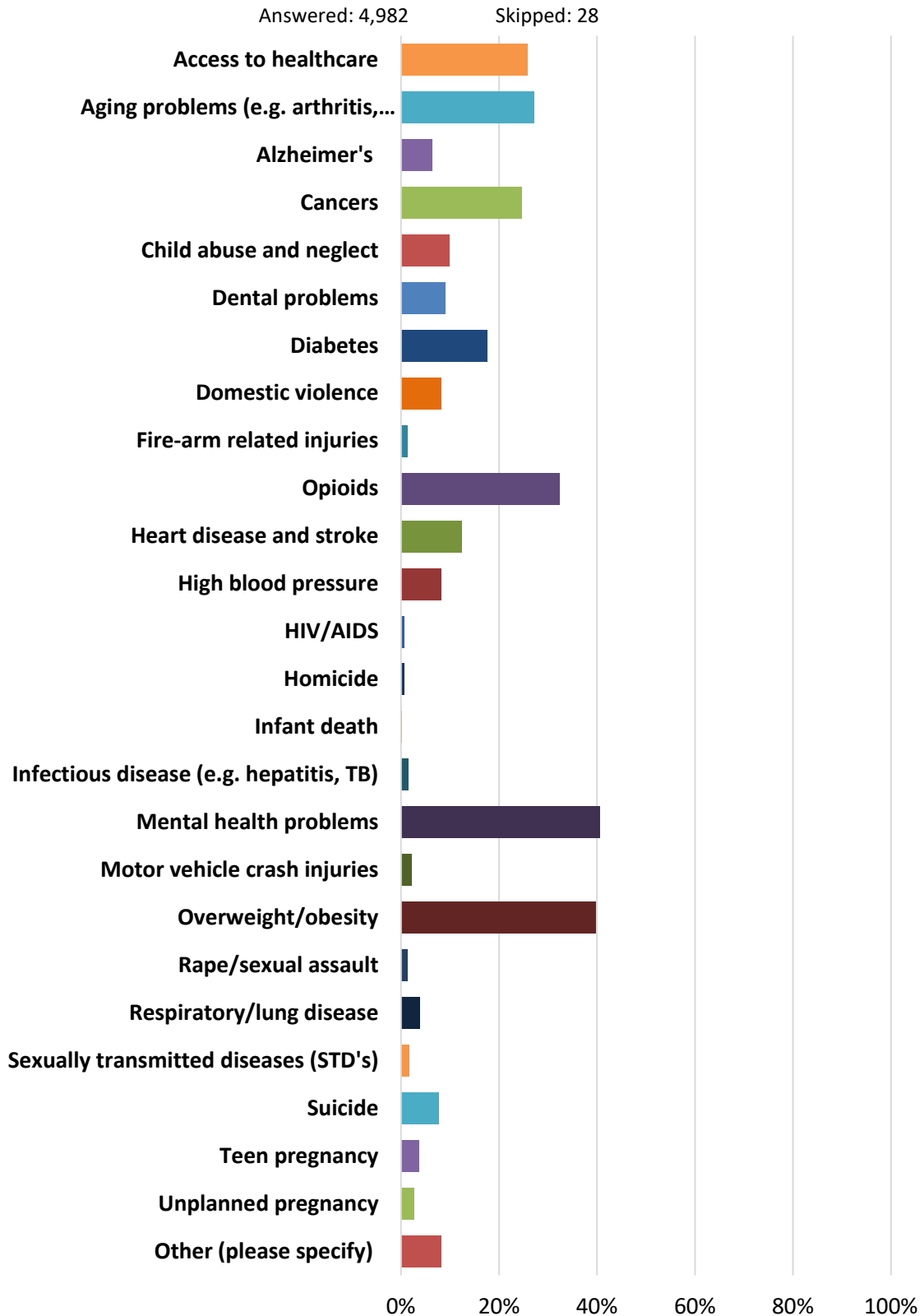


2019 CHNA Community Voice Survey

| Answer Choices | Responses |
|---|--------------|
| Affordable daycare | 10.08% 505 |
| Affordable housing | 51.04% 2,557 |
| Good jobs | 37.11% 1,859 |
| Good place to raise children | 14.81% 742 |
| Good race relations | 8.74% 438 |
| Good schools | 8.74% 438 |
| Healthy economy | 26.75% 1,340 |
| Improved access to healthcare | 25.21% 1,263 |
| Improved access to mental healthcare | 26.35% 1,320 |
| Improved access to transportation | 6.41% 321 |
| Improved parks and recreation | 6.37% 319 |
| Improved physical health and well-being | 15.07% 755 |
| Increased healthy behaviors | 15.99% 801 |
| Low crime/safe neighborhoods | 30.46% 1,526 |
| Low infant death | 0.72% 36 |
| Other (please specify) | 6.73% 337 |
| Total Respondents: 4,993 | |

All the "Other (please specify)" responses can be found at <http://www.mydocvault.us/2019-regional-chna.html>
Under 2019 CHNA Report, CVS Qualitative Response

Q5 In the following list, what do you think are the three most important "health problems" that impact your community?



2019 CHNA Community Voice Survey

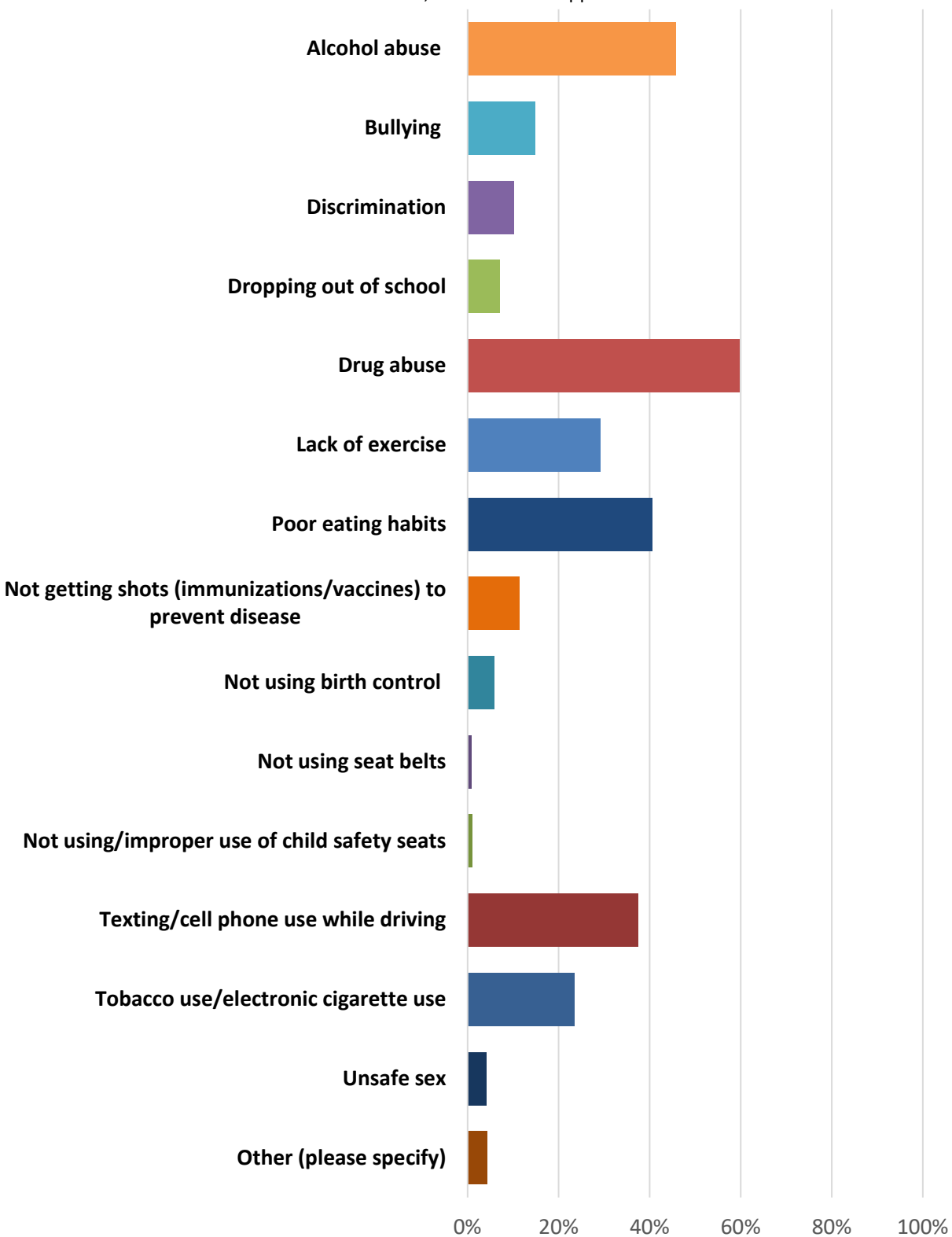
| Answer Choices | Responses |
|--|--------------|
| Access to healthcare | 25.79% 1,292 |
| Aging problems (e.g. arthritis, hearing/vision problems) | 27.13% 1,359 |
| Alzheimer's | 6.33% 317 |
| Cancers | 24.71% 1,238 |
| Child abuse and neglect | 9.90% 496 |
| Dental problems | 8.98% 450 |
| Diabetes | 17.58% 881 |
| Domestic violence | 8.16% 409 |
| Fire-arm related injuries | 1.40% 70 |
| Opioids | 32.42% 1,624 |
| Heart disease and stroke | 12.46% 624 |
| High blood pressure | 8.28% 415 |
| HIV/AIDS | 0.62% 31 |
| Homicide | 0.66% 33 |
| Infant death | 0.22% 11 |
| Infectious disease (e.g. hepatitis, TB) | 1.46% 73 |
| Mental health problems | 40.58% 2,033 |
| Motor vehicle crash injuries | 2.22% 111 |
| Overweight/obesity | 39.76% 1,992 |
| Rape/sexual assault | 1.36% 68 |
| Respiratory/lung disease | 3.89% 195 |
| Sexually transmitted disease (STD's) | 1.66% 83 |
| Suicide | 7.62% 382 |
| Teen pregnancy | 3.69% 185 |
| Unplanned pregnancy | 2.71% 136 |
| Other (please specify) | 8.18% 410 |
| Total Respondents: 4,982 | |

All the "Other (please specify)" responses can be found at <http://www.mydocvault.us/2019-regional-chna.html>
Under 2019 CHNA Report, CVS Qualitative Response

Q6 In the following list, what do you think are the three most important "unhealthy behaviors" seen in your community?

Answered: 4,977

Skipped: 33

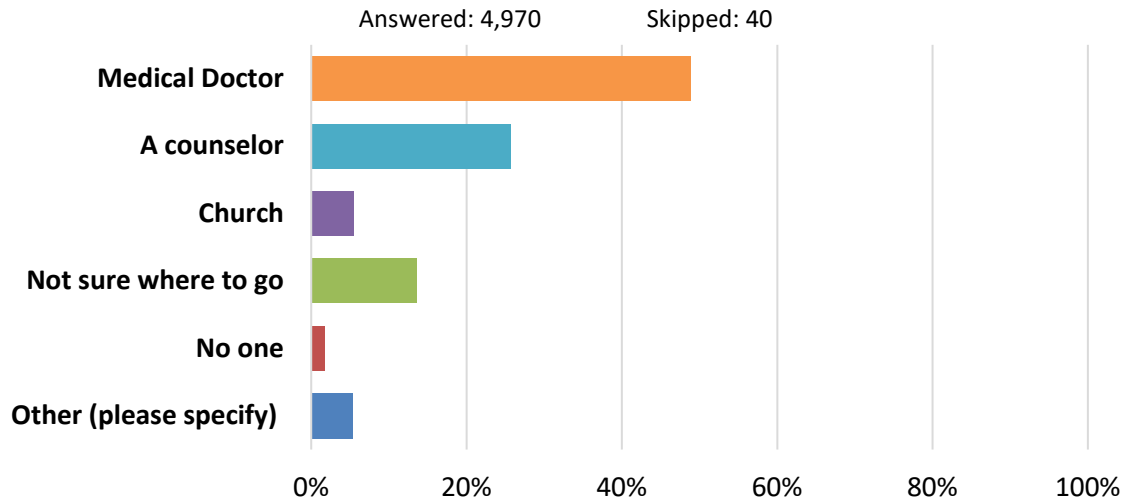


2019 CHNA Community Voice Survey

| Answer Choices | Responses |
|--|--------------|
| Alcohol abuse | 45.75% 2,292 |
| Bullying | 14.83% 743 |
| Discrimination | 10.18% 510 |
| Dropping out of school | 7.05% 353 |
| Drug abuse | 59.76% 2,994 |
| Lack of exercise | 29.14% 1,460 |
| Poor eating habits | 40.62% 2,035 |
| Not getting shots (immunizations/vaccines) | 11.42% 572 |
| Not using birth control | 5.91% 296 |
| Not using seat belts | 0.86% 43 |
| Not using/improper use of child safety seats | 1.06% 53 |
| Texting/cell phone use while driving | 37.49% 1,878 |
| Tobacco use/electronic cigarette use | 23.41% 1,173 |
| Unsafe sex | 4.07% 204 |
| Other (please specify) | 4.23% 212 |
| Total Respondents: 4,977 | |

All the "Other (please specify)" responses can be found at <http://www.mydocvault.us/2019-regional-chna.html>
Under 2019 CHNA Report, CVS Qualitative Response

Q7 If you or someone in your community had a mental health problem (anxiety, depression, etc.) where would you go for help?



| Answer Choices | Responses | |
|---------------------------------|---------------|-------|
| Medical Doctor | 48.90% | 2,450 |
| A counselor | 25.67% | 1,286 |
| Church | 5.47% | 274 |
| Not sure where to go | 13.53% | 678 |
| No one | 1.70% | 85 |
| Other (please specify) | 5.37% | 269 |
| Total Respondents: 4,970 | | |

All the "Other (please specify)" responses can be found at <http://www.mydocvault.us/2019-regional-chna.html>
Under 2019 CHNA Report, CVS Qualitative Response

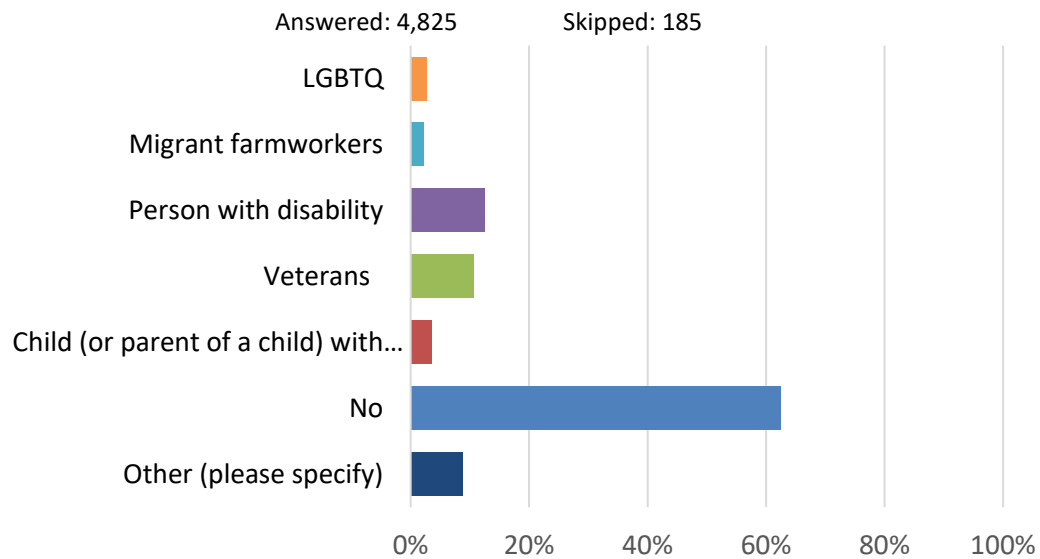
**Q8 Is there anything else you would like to add
about the health of your community?**

Answered: 2,282

Skipped: 2,728

All the Q8 responses can be found at <http://www.mydocvault.us/2019-regional-chna.html>
Under 2019 CHNA Report, CVS Qualitative Response

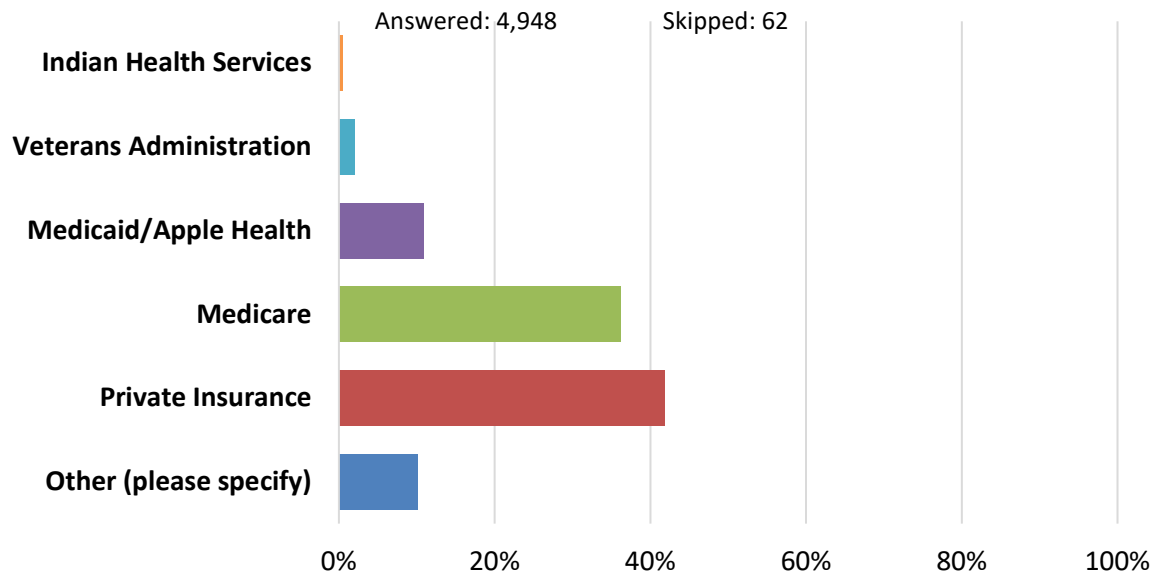
Q9 Do you identify as a member of one of these populations?



| Answer Choices | Responses | |
|--|-----------|-------|
| LGBTQ | 2.65% | 133 |
| Migrant farmworkers | 2.20% | 110 |
| Person with disability | 12.50% | 626 |
| Veterans | 10.74% | 538 |
| Child (or parent of a child with special health care needs | 3.49% | 175 |
| No | 62.44% | 3,128 |
| Other (please specify) | 8.80% | 441 |
| Total Respondents: 4,825 | | |

All the "Other (please specify)" responses can be found at <http://www.mydocvault.us/2019-regional-chna.html>
Under 2019 CHNA Report, CVS Qualitative Response

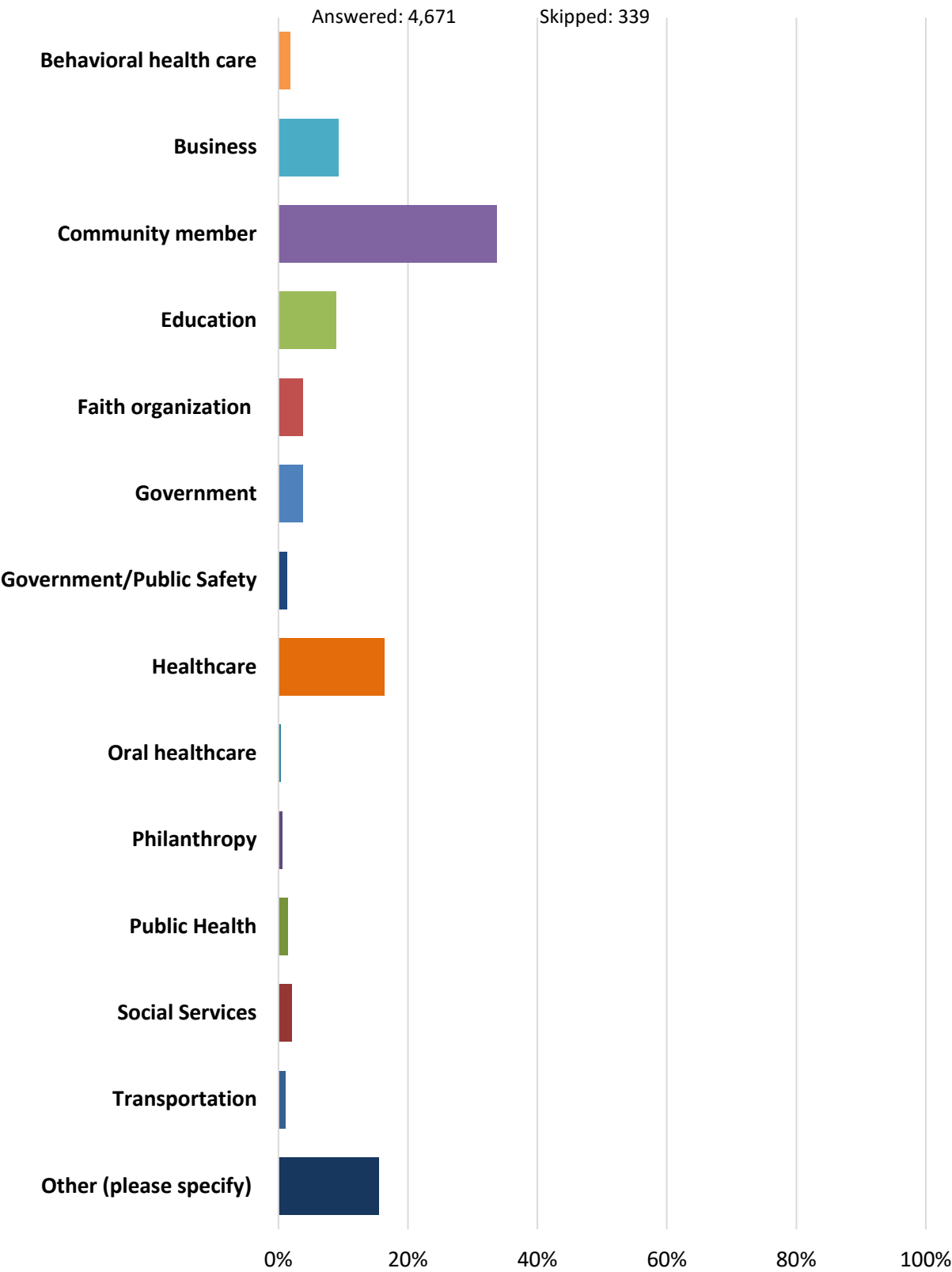
Q10 What type of health insurance do you have?



| Answer Choices | Responses |
|---------------------------------|--------------|
| Indian Health Services | 0.46% 23 |
| Veterans Administration | 1.96% 98 |
| Medicaid/Apple Health | 10.94% 548 |
| Medicare | 36.15% 1,811 |
| Private Insurance | 41.86% 2,097 |
| Other (please specify) | 10.04% 503 |
| Total Respondents: 4,948 | |

All the "Other (please specify)" responses can be found at <http://www.mydocvault.us/2019-regional-chna.html>
Under 2019 CHNA Report, CVS Qualitative Response

Q11 What sector do you or your organization represent?



2019 CHNA Community Voice Survey

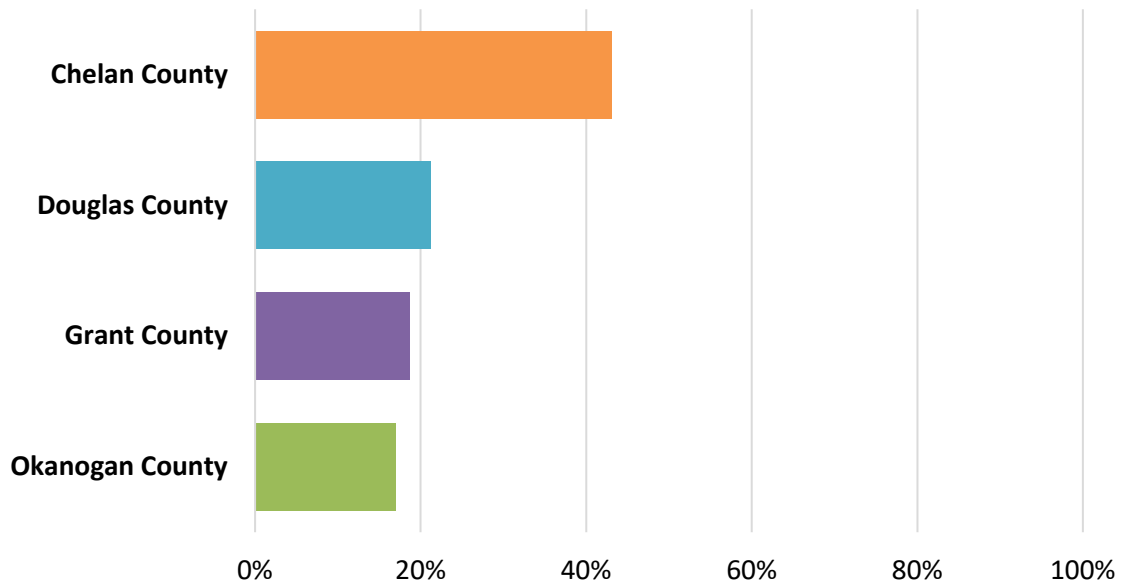
| Answer Choices | Responses |
|--------------------------|--------------|
| Behavioral health care | 1.84% 86 |
| Business | 9.21% 430 |
| Community member | 33.68% 1,573 |
| Education | 8.93% 417 |
| Faith organization | 3.77% 176 |
| Government | 3.81% 178 |
| Government/Public Safety | 1.26% 59 |
| Healthcare | 16.38% 765 |
| Oral healthcare | 0.34% 16 |
| Philanthropy | 0.54% 25 |
| Public Health | 1.42% 66 |
| Social Services | 2.06% 96 |
| Transportation | 1.11% 52 |
| Other (please specify) | 15.67% 732 |
| Total | 4,671 |

All the "Other (please specify)" responses can be found at <http://www.mydocvault.us/2019-regional-chna.html>
Under 2019 CHNA Report, CVS Qualitative Response

Q12 What is your zip code?

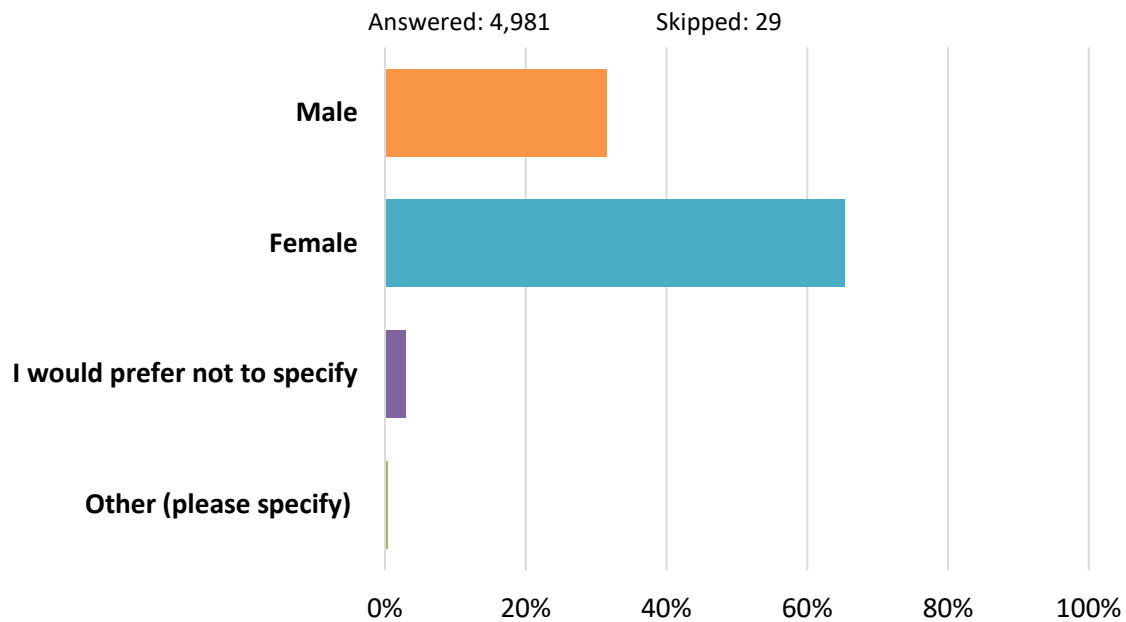
Answered: 5,010

Skipped: 0



| Answer Choices | Responses | |
|-----------------|---------------|--------------|
| Chelan County | 43.09% | 2,159 |
| Douglas County | 21.26% | 1,065 |
| Grant County | 18.64% | 934 |
| Okanogan County | 17.01% | 852 |
| Total | | 5,010 |

Q13 Sex



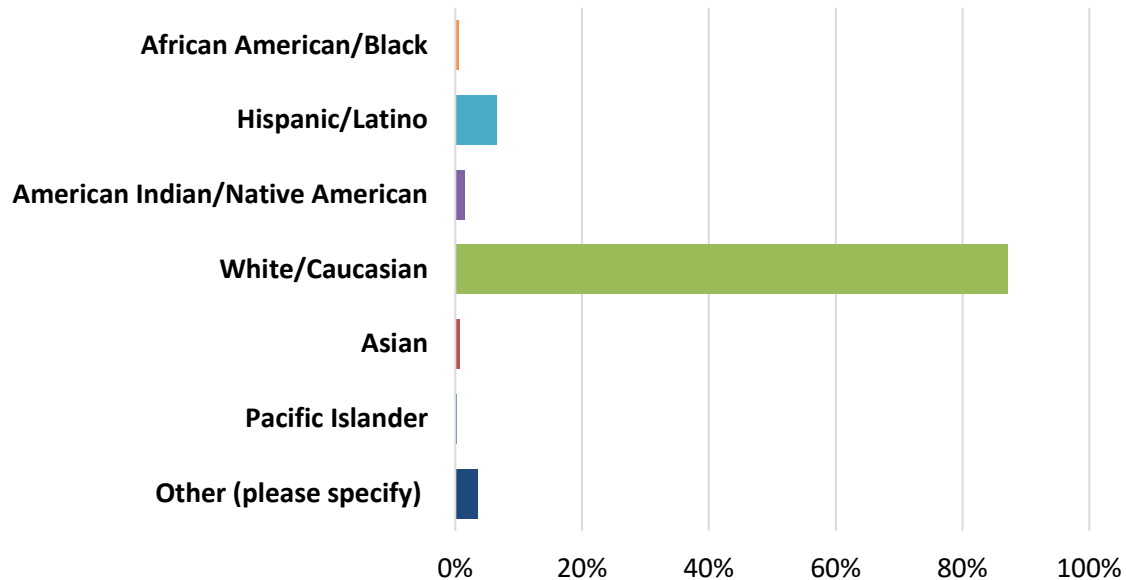
| Answer Choices | Responses | |
|-------------------------------|---------------|--------------|
| Male | 31.46% | 1,567 |
| Female | 65.33% | 3,254 |
| I would prefer not to specify | 2.89% | 144 |
| Other (please specify) | 0.32% | 16 |
| Total | | 4,981 |

All the "Other (please specify)" responses can be found at <http://www.mydocvault.us/2019-regional-chna.html>
Under 2019 CHNA Report, CVS Qualitative Response

Q14 Race/Ethnicity

Answered: 4,954

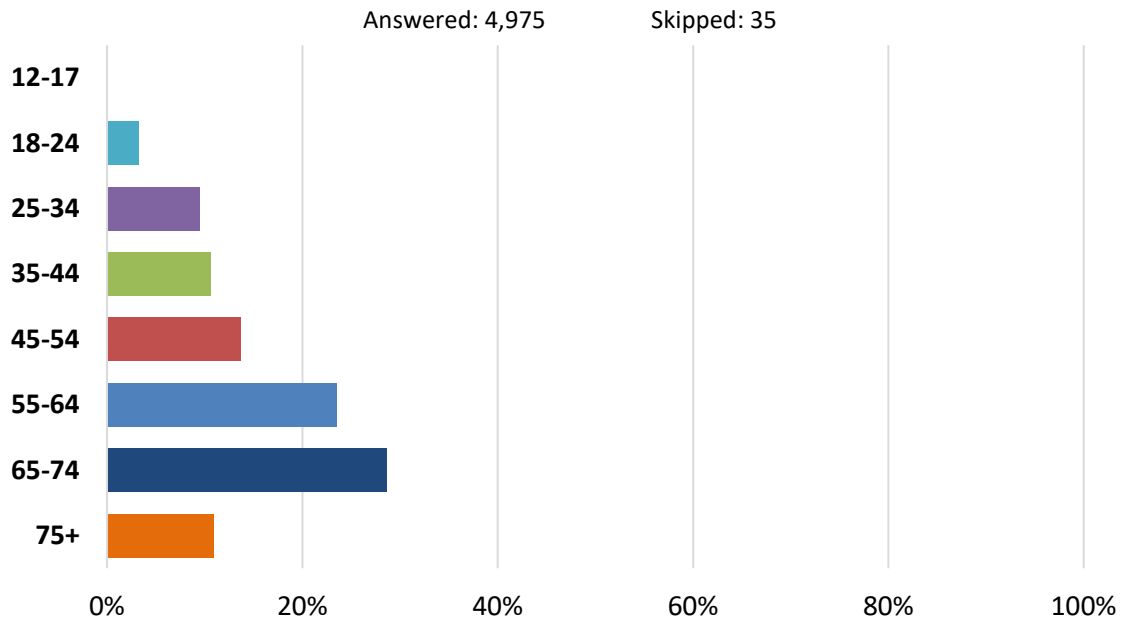
Skipped: 56



| Answer Choices | Responses | |
|---------------------------------|-----------|--------------|
| African American/Black | 0.50% | 25 |
| Hispanic/Latino | 6.52% | 323 |
| American Indian/Native American | 1.45% | 72 |
| White/Caucasian | 87.14% | 4,317 |
| Asian | 0.69% | 34 |
| Pacific Islander | 0.18% | 9 |
| Other (please specify) | 3.51% | 174 |
| Total | | 4,954 |

All the "Other (please specify)" responses can be found at <http://www.mydocvault.us/2019-regional-chna.html>
Under 2019 CHNA Report, CVS Qualitative Response

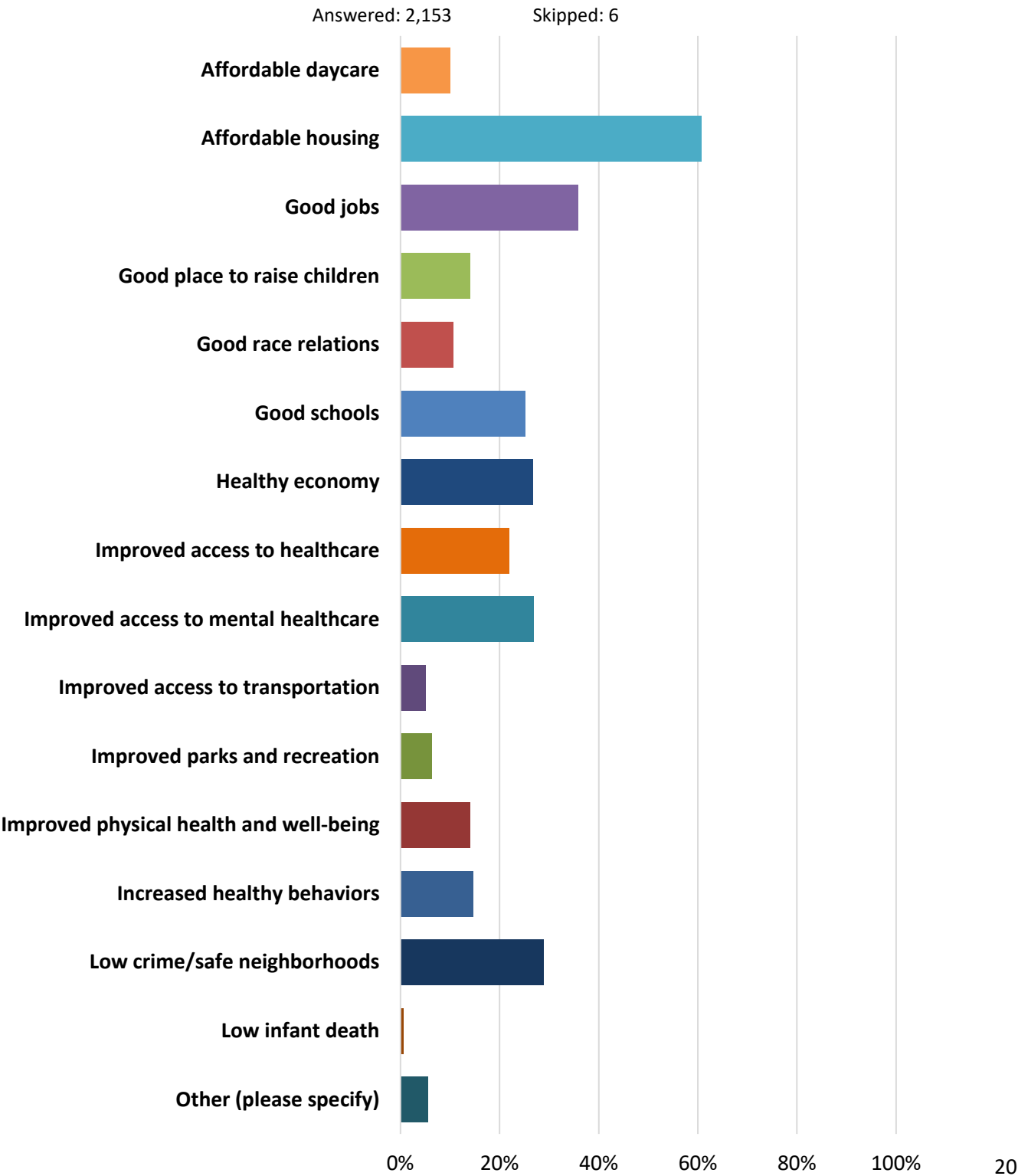
Q15 What is your age group?



| Answer Choices | Responses |
|----------------|--------------|
| 12-17 | 0.06% 3 |
| 18-24 | 3.20% 159 |
| 25-34 | 9.47% 471 |
| 35-44 | 10.61% 528 |
| 45-54 | 13.71% 682 |
| 55-64 | 23.48% 1,168 |
| 65-74 | 28.62% 1,424 |
| 75+ | 10.85% 540 |
| Total | 4,975 |

Chelan County

Q4 In the following list, what do you think are the three most important factors that will improve the quality of life in your community?

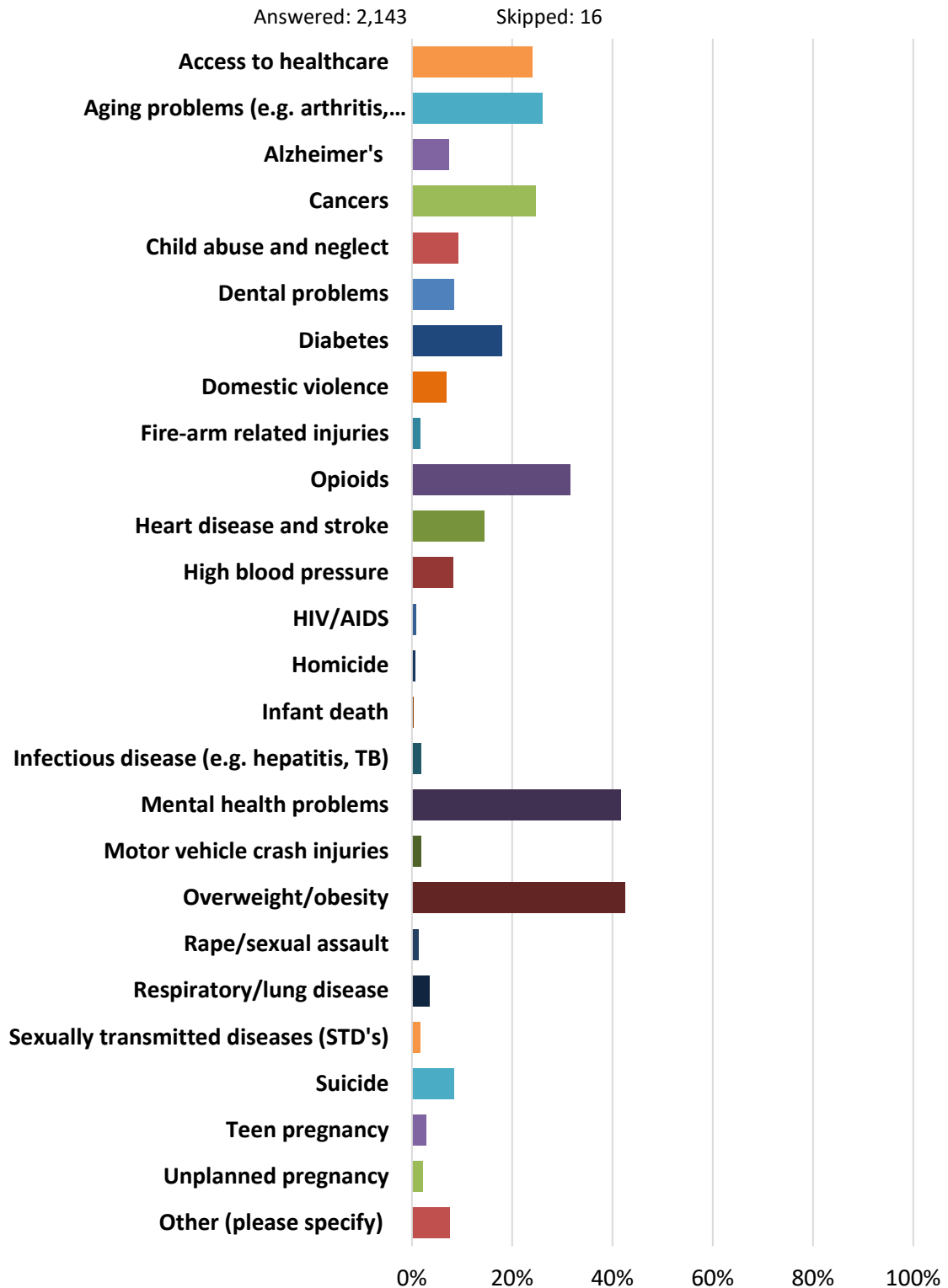


Chelan County

| Answer Choices | Responses |
|---|--------------|
| Affordable daycare | 10.05% 217 |
| Affordable housing | 60.72% 1,311 |
| Good jobs | 35.85% 774 |
| Good place to raise children | 13.99% 302 |
| Good race relations | 10.65% 230 |
| Good schools | 25.20% 544 |
| Healthy economy | 26.68%% 576 |
| Improved access to healthcare | 21.91% 473 |
| Improved access to mental healthcare | 26.91% 581 |
| Improved access to transportation | 5.05% 109 |
| Improved parks and recreation | 6.25% 135 |
| Improved physical health and well-being | 13.99% 302 |
| Increased healthy behaviors | 14.68% 317 |
| Low crime/safe neighborhoods | 28.95% 625 |
| Low infant death | 0.60% 13 |
| Other (please specify) | 5.60% 121 |
| Total Respondents: 2,153 | |

Chelan County

Q5 In the following list, what do you think are the three most important "health problems" that impact your community?



Chelan County

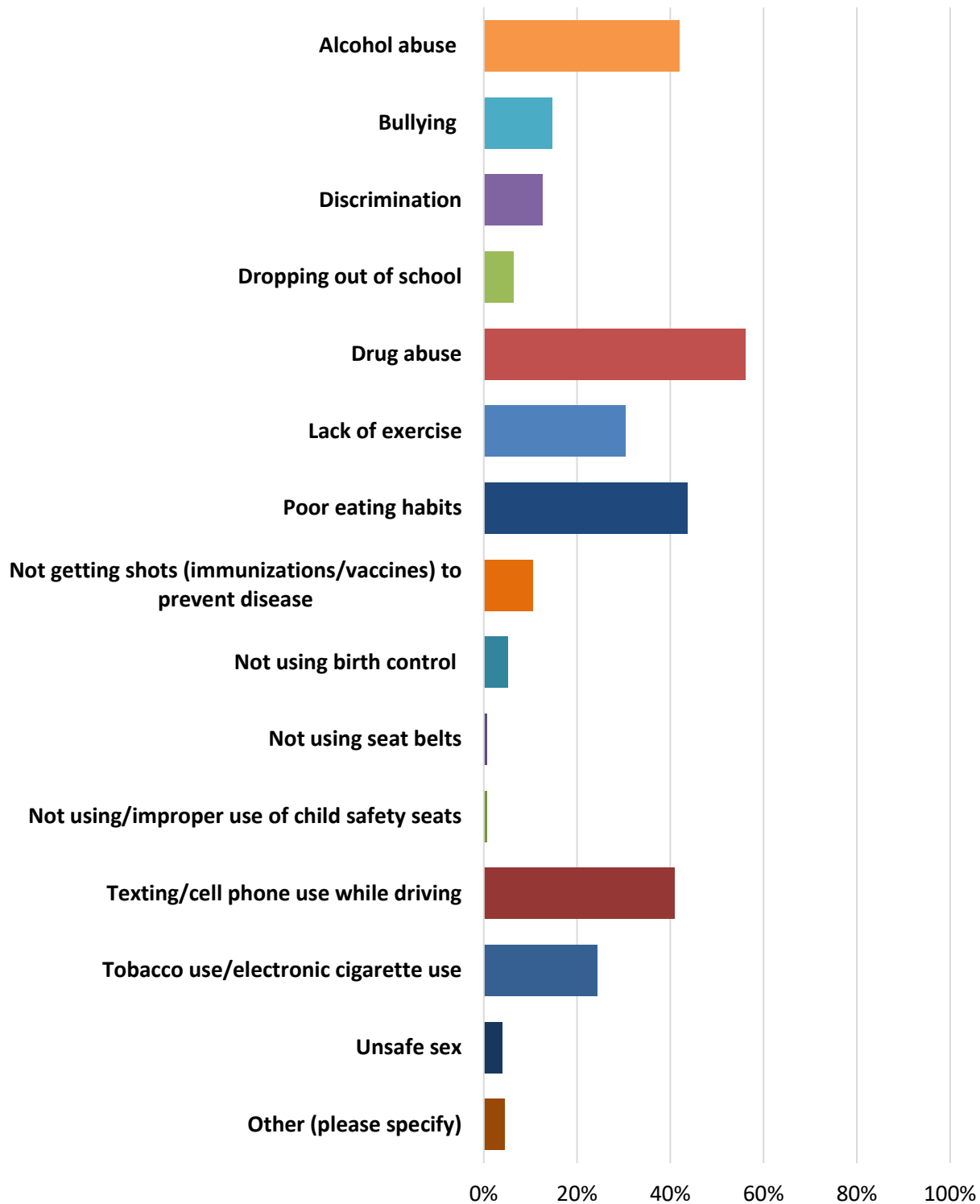
| Answer Choices | Responses |
|--|------------|
| Access to healthcare | 24.04% 519 |
| Aging problems (e.g. arthritis, hearing/vision problems) | 26.08% 563 |
| Alzheimer's | 7.32% 158 |
| Cancers | 24.73% 534 |
| Child abuse and neglect | 9.26% 200 |
| Dental problems | 8.43% 182 |
| Diabetes | 17.92% 387 |
| Domestic violence | 6.81% 147 |
| Fire-arm related injuries | 1.62% 35 |
| Opioids | 31.50% 680 |
| Heart disease and stroke | 14.40% 311 |
| High blood pressure | 8.24% 178 |
| HIV/AIDS | 0.83% 18 |
| Homicide | 0.56% 12 |
| Infant death | 0.23% 5 |
| Infectious disease (e.g. hepatitis, TB) | 1.76% 38 |
| Mental health problems | 41.64% 899 |
| Motor vehicle crash injuries | 1.81% 39 |
| Overweight/obesity | 42.43% 916 |
| Rape/sexual assault | 1.34% 29 |
| Respiratory/lung disease | 3.57% 77 |
| Sexually transmitted disease (STD's) | 1.57% 34 |
| Suicide | 8.38% 181 |
| Teen pregnancy | 2.73% 59 |
| Unplanned pregnancy | 2.22% 48 |
| Other (please specify) | 7.46% 161 |
| Total Respondents: 2,143 | |

Chelan County

Q6 In the following list, what do you think are the three most important "unhealthy behaviors" seen in your community?

Answered: 2,143

Skipped: 16

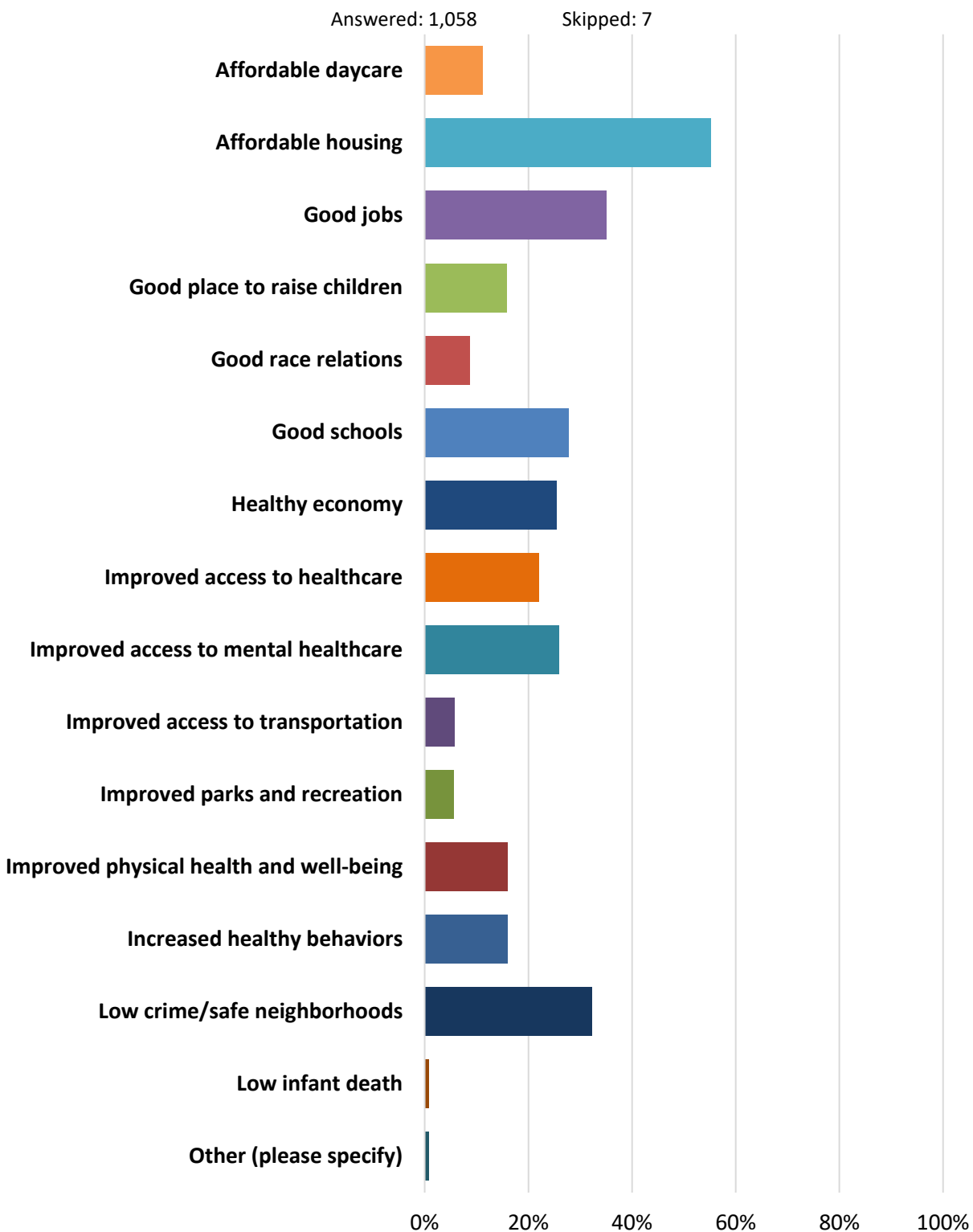


Chelan County

| Answer Choices | Responses | |
|--|-----------|-------|
| Alcohol abuse | 41.87% | 904 |
| Bullying | 14.64% | 316 |
| Discrimination | 12.60% | 272 |
| Dropping out of school | 6.44% | 139 |
| Drug abuse | 56.14% | 1,212 |
| Lack of exercise | 30.38% | 656 |
| Poor eating habits | 43.63% | 942 |
| Not getting shots (immunizations/vaccines) | 10.47% | 226 |
| Not using birth control | 5.19% | 112 |
| Not using seat belts | 0.65% | 14 |
| Not using/improper use of child safety seats | 0.65% | 14 |
| Texting/cell phone use while driving | 40.90% | 883 |
| Tobacco use/electronic cigarette use | 24.32% | 525 |
| Unsafe sex | 3.98% | 86 |
| Other (please specify) | 4.40% | 95 |
| Total Respondents: 2,143 | | |

Douglas County

Q4 In the following list, what do you think are the three most important factors that will improve the quality of life in your community?

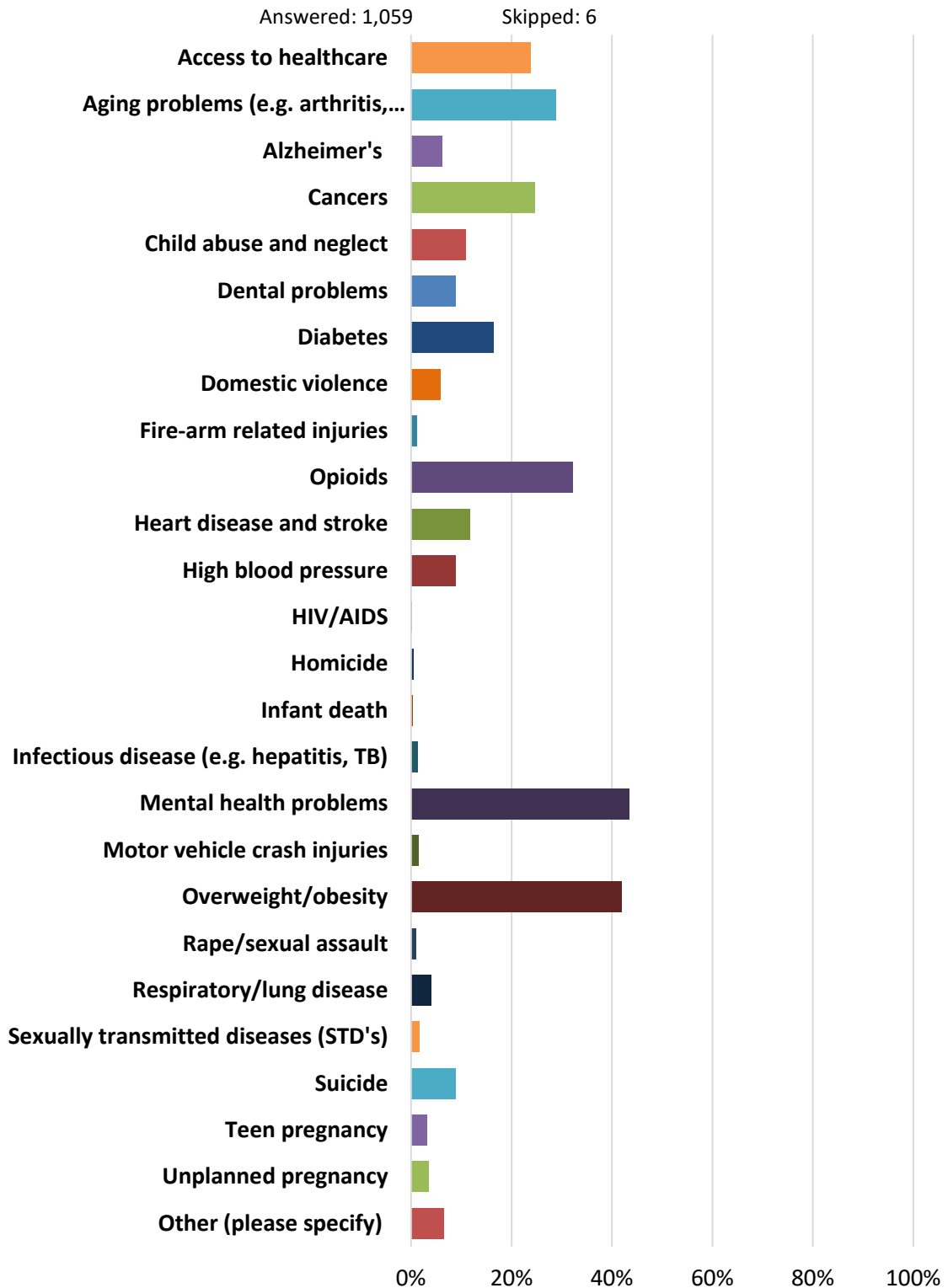


Douglas County

| Answer Choices | Responses | |
|---|---------------|-----|
| Affordable daycare | 11.27% | 120 |
| Affordable housing | 55.31% | 589 |
| Good jobs | 35.12% | 374 |
| Good place to raise children | 15.87% | 169 |
| Good race relations | 8.73% | 93 |
| Good schools | 27.79% | 296 |
| Healthy economy | 25.54% | 272 |
| Improved access to healthcare | 22.07% | 235 |
| Improved access to mental healthcare | 25.92% | 276 |
| Improved access to transportation | 5.82% | 62 |
| Improved parks and recreation | 5.63% | 60 |
| Improved physical health and well-being | 15.96% | 170 |
| Increased healthy behaviors | 15.96% | 170 |
| Low crime/safe neighborhoods | 32.30% | 344 |
| Low infant death | 0.85% | 9 |
| Other (please specify) | 0.85% | 9 |
| Total Respondents: 1,058 | | |

Douglas County

Q5 In the following list, what do you think are the three most important "health problems" that impact your community?



Douglas County

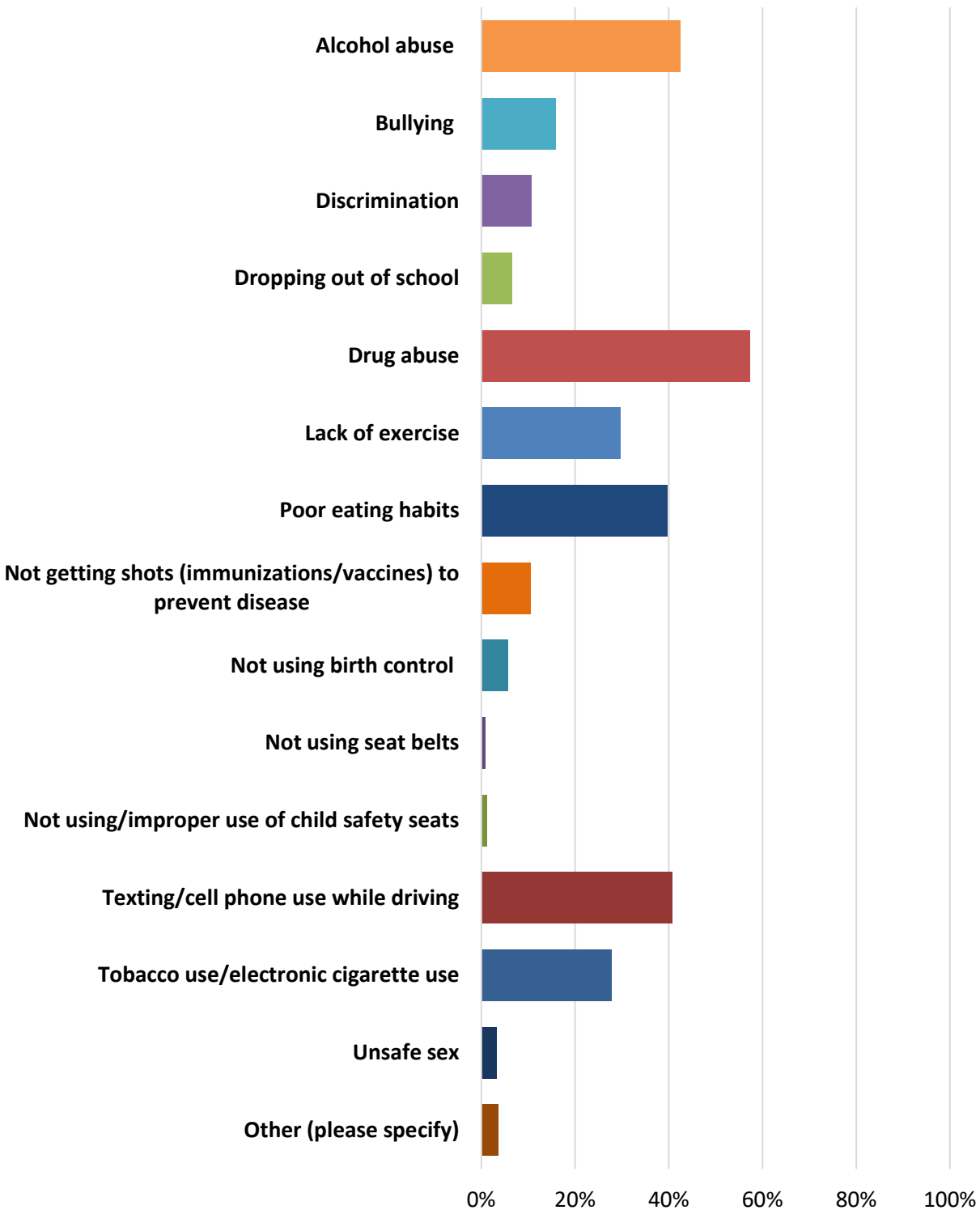
| Answer Choices | Responses | |
|--|-----------|-----|
| Access to healthcare | 23.85% | 254 |
| Aging problems (e.g. arthritis, hearing/vision problems) | 28.83% | 307 |
| Alzheimer's | 6.20% | 66 |
| Cancers | 24.69% | 263 |
| Child abuse and neglect | 10.89% | 116 |
| Dental problems | 8.92% | 95 |
| Diabetes | 16.34% | 174 |
| Domestic violence | 5.92% | 63 |
| Fire-arm related injuries | 1.13% | 12 |
| Opioids | 32.21% | 343 |
| Heart disease and stroke | 11.64% | 124 |
| High blood pressure | 8.83% | 94 |
| HIV/AIDS | 0.09% | 1 |
| Homicide | 0.56% | 6 |
| Infant death | 0.28% | 3 |
| Infectious disease (e.g. hepatitis, TB) | 1.31% | 14 |
| Mental health problems | 43.47% | 463 |
| Motor vehicle crash injuries | 1.41% | 15 |
| Overweight/obesity | 41.97% | 447 |
| Rape/sexual assault | 0.94% | 10 |
| Respiratory/lung disease | 4.04% | 43 |
| Sexually transmitted disease (STD's) | 1.60% | 17 |
| Suicide | 8.92% | 95 |
| Teen pregnancy | 3.19% | 34 |
| Unplanned pregnancy | 3.47% | 37 |
| Other (please specify) | 6.57% | 70 |
| Total Respondents: 1,059 | | |

Douglas County

Q6 In the following list, what do you think are the three most important "unhealthy behaviors" seen in your community?

Answered: 1,052

Skipped: 13

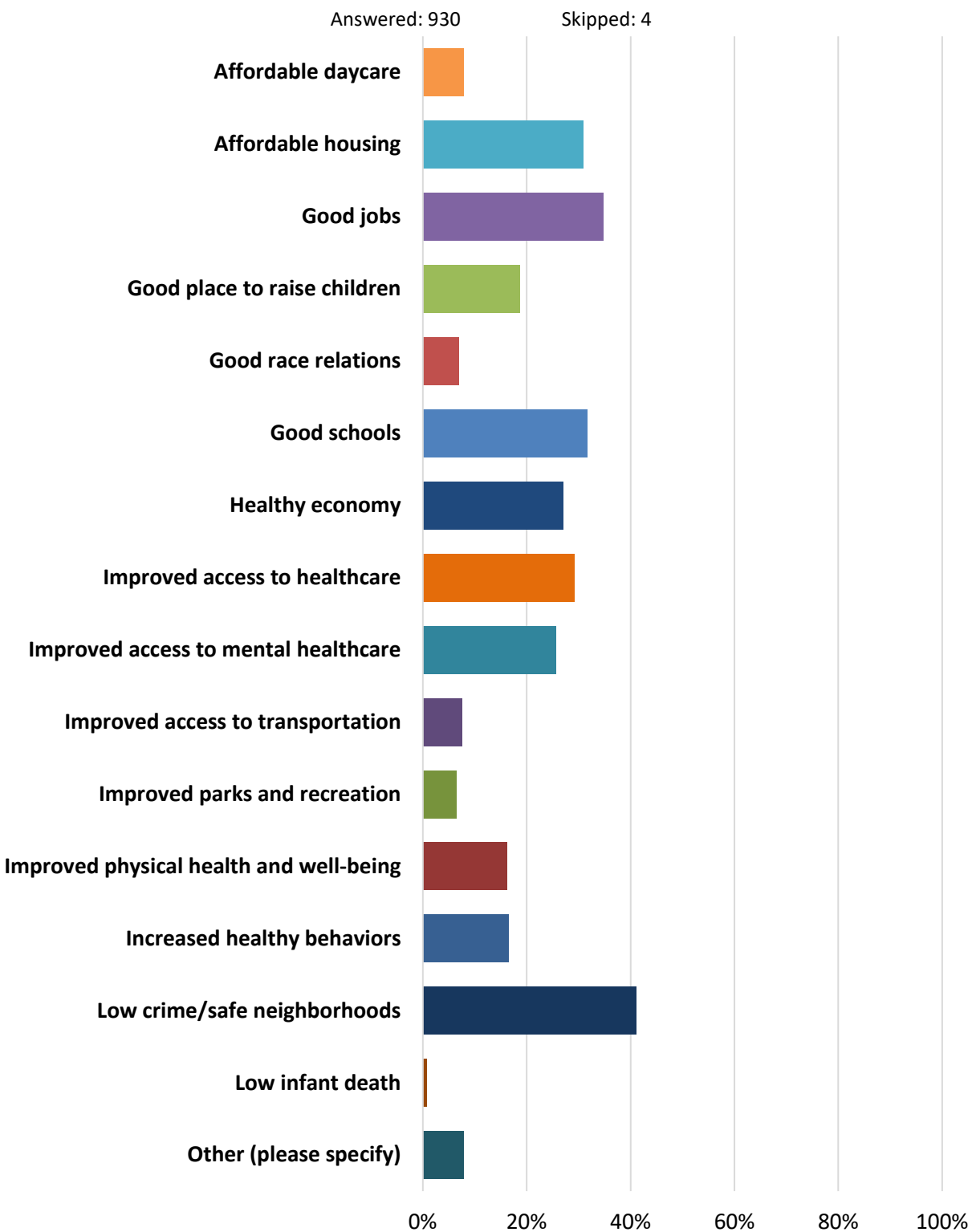


Douglas County

| Answer Choices | Responses | |
|--|-----------|-----|
| Alcohol abuse | 42.44% | 452 |
| Bullying | 15.87% | 169 |
| Discrimination | 10.61% | 113 |
| Dropping out of school | 6.48% | 69 |
| Drug abuse | 57.37% | 611 |
| Lack of exercise | 29.58% | 315 |
| Poor eating habits | 39.62% | 422 |
| Not getting shots (immunizations/vaccines) | 10.42% | 111 |
| Not using birth control | 5.73% | 61 |
| Not using seat belts | 0.85% | 9 |
| Not using/improper use of child safety seats | 1.22% | 13 |
| Texting/cell phone use while driving | 40.66% | 433 |
| Tobacco use/electronic cigarette use | 27.70% | 295 |
| Unsafe sex | 3.19% | 34 |
| Other (please specify) | 3.66% | 39 |
| Total Respondents: 1,052 | | |

Grant County

Q4 In the following list, what do you think are the three most important factors that will improve the quality of life in your community?

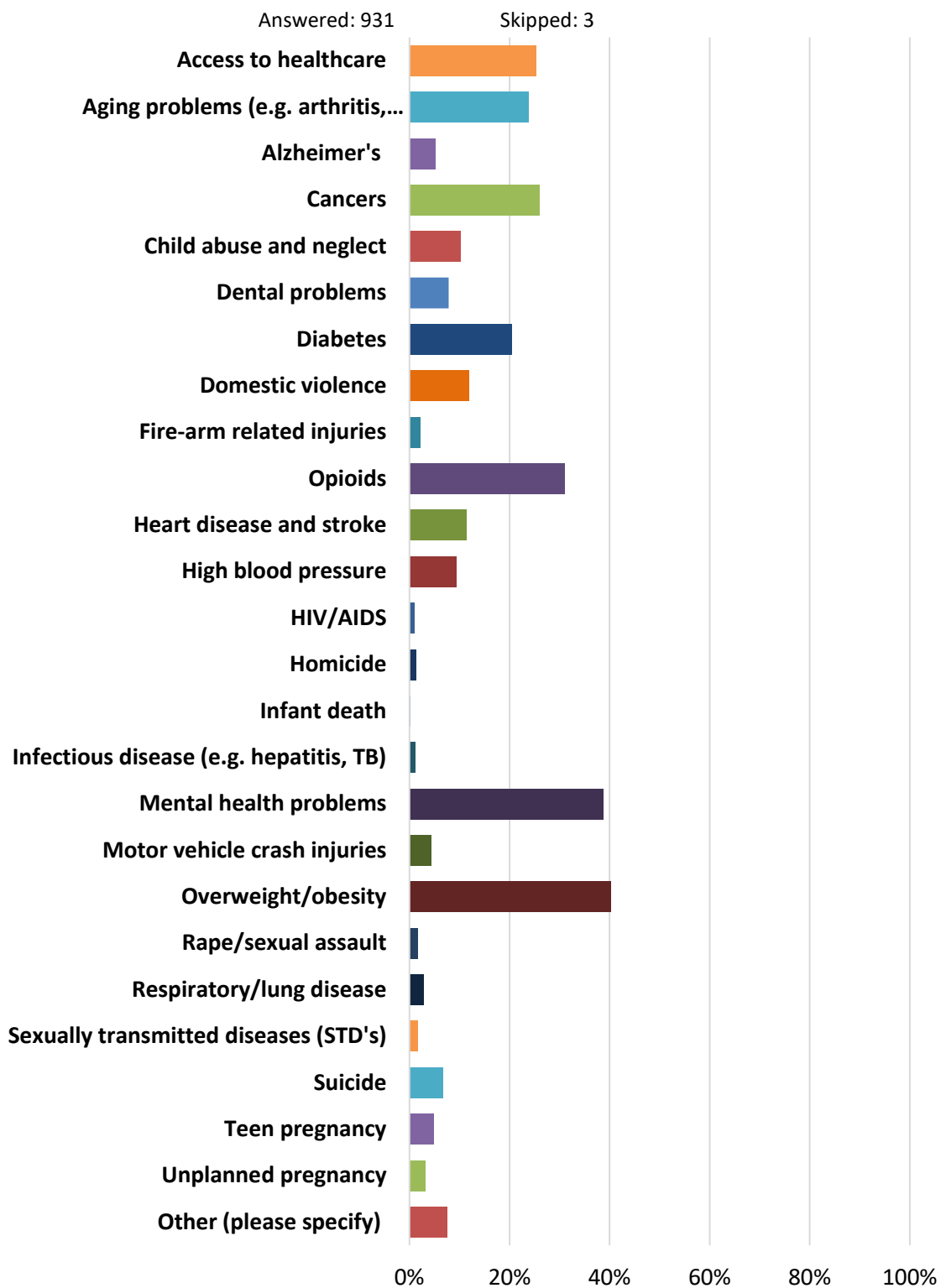


Grant County

| Answer Choices | Responses | |
|---|-----------|-----|
| Affordable daycare | 7.82% | 73 |
| Affordable housing | 30.94% | 289 |
| Good jobs | 34.69% | 324 |
| Good place to raise children | 18.63% | 174 |
| Good race relations | 6.85% | 64 |
| Good schools | 31.58% | 295 |
| Healthy economy | 26.98% | 252 |
| Improved access to healthcare | 29.23% | 273 |
| Improved access to mental healthcare | 25.70% | 240 |
| Improved access to transportation | 7.49% | 70 |
| Improved parks and recreation | 6.53% | 61 |
| Improved physical health and well-being | 16.17% | 151 |
| Increased healthy behaviors | 16.49% | 154 |
| Low crime/safe neighborhoods | 41.11% | 384 |
| Low infant death | 0.75% | 7 |
| Other (please specify) | 7.92% | 74 |
| Total Respondents: 930 | | |

Grant County

Q5 In the following list, what do you think are the three most important "health problems" that impact your community?

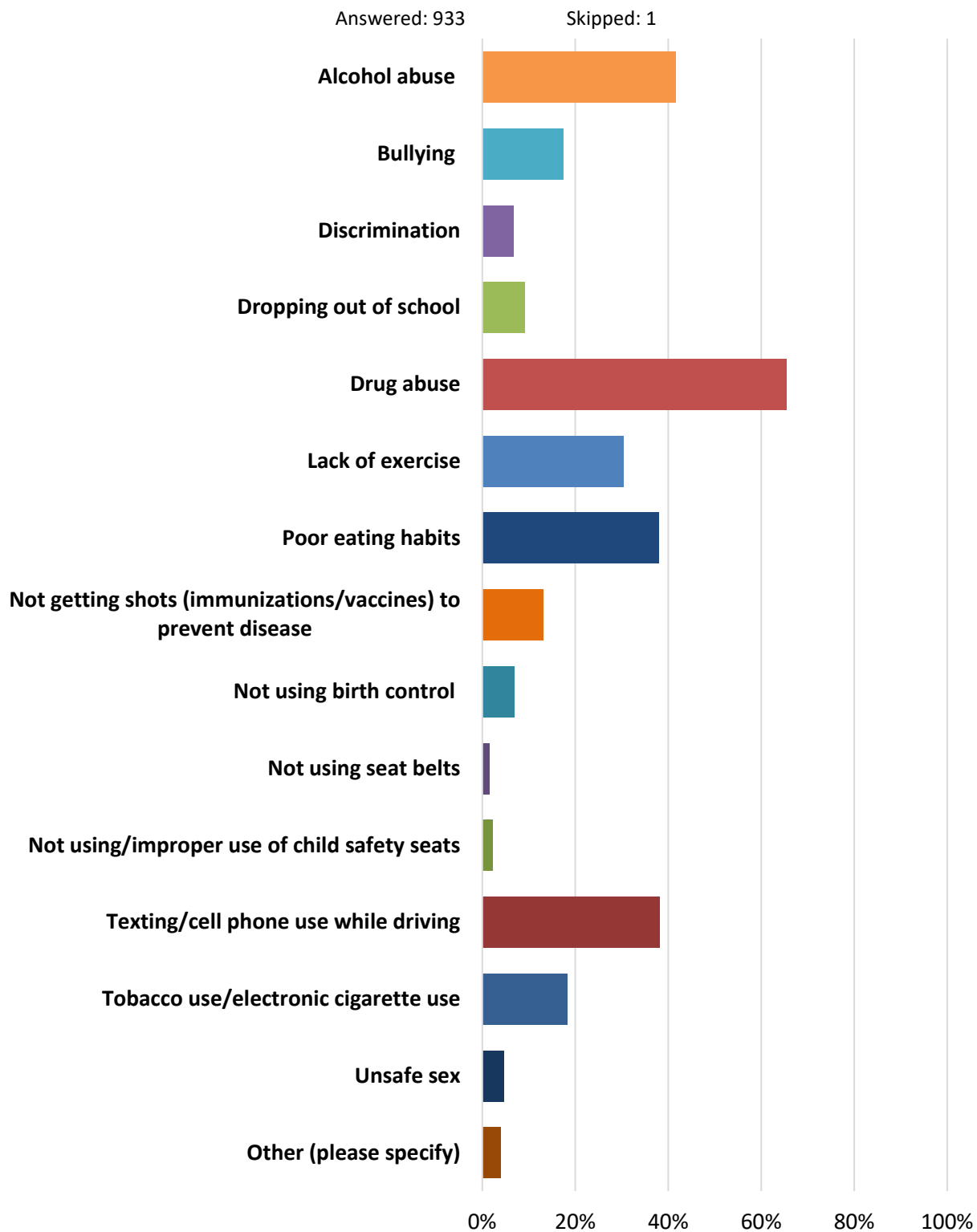


Grant County

| Answer Choices | Responses |
|--|------------|
| Access to healthcare | 25.27% 236 |
| Aging problems (e.g. arthritis, hearing/vision problems) | 23.77% 222 |
| Alzheimer's | 5.25% 49 |
| Cancers | 26.02% 243 |
| Child abuse and neglect | 10.17% 95 |
| Dental problems | 7.82% 73 |
| Diabetes | 20.45% 191 |
| Domestic violence | 11.88% 111 |
| Fire-arm related injuries | 2.14% 20 |
| Opioids | 30.94% 289 |
| Heart disease and stroke | 11.35% 106 |
| High blood pressure | 9.31% 87 |
| HIV/AIDS | 0.96% 9 |
| Homicide | 1.39% 13 |
| Infant death | 0.21% 2 |
| Infectious disease (e.g. hepatitis, TB) | 1.18% 11 |
| Mental health problems | 38.65% 361 |
| Motor vehicle crash injuries | 4.39% 41 |
| Overweight/obesity | 40.26% 376 |
| Rape/sexual assault | 1.71% 16 |
| Respiratory/lung disease | 2.78% 26 |
| Sexually transmitted disease (STD's) | 1.71% 16 |
| Suicide | 6.75% 63 |
| Teen pregnancy | 4.82% 45 |
| Unplanned pregnancy | 3.10% 29 |
| Other (please specify) | 7.49% 70 |
| Total Respondents: 931 | |

Grant County

Q6 In the following list, what do you think are the three most important "unhealthy behaviors" seen in your community?

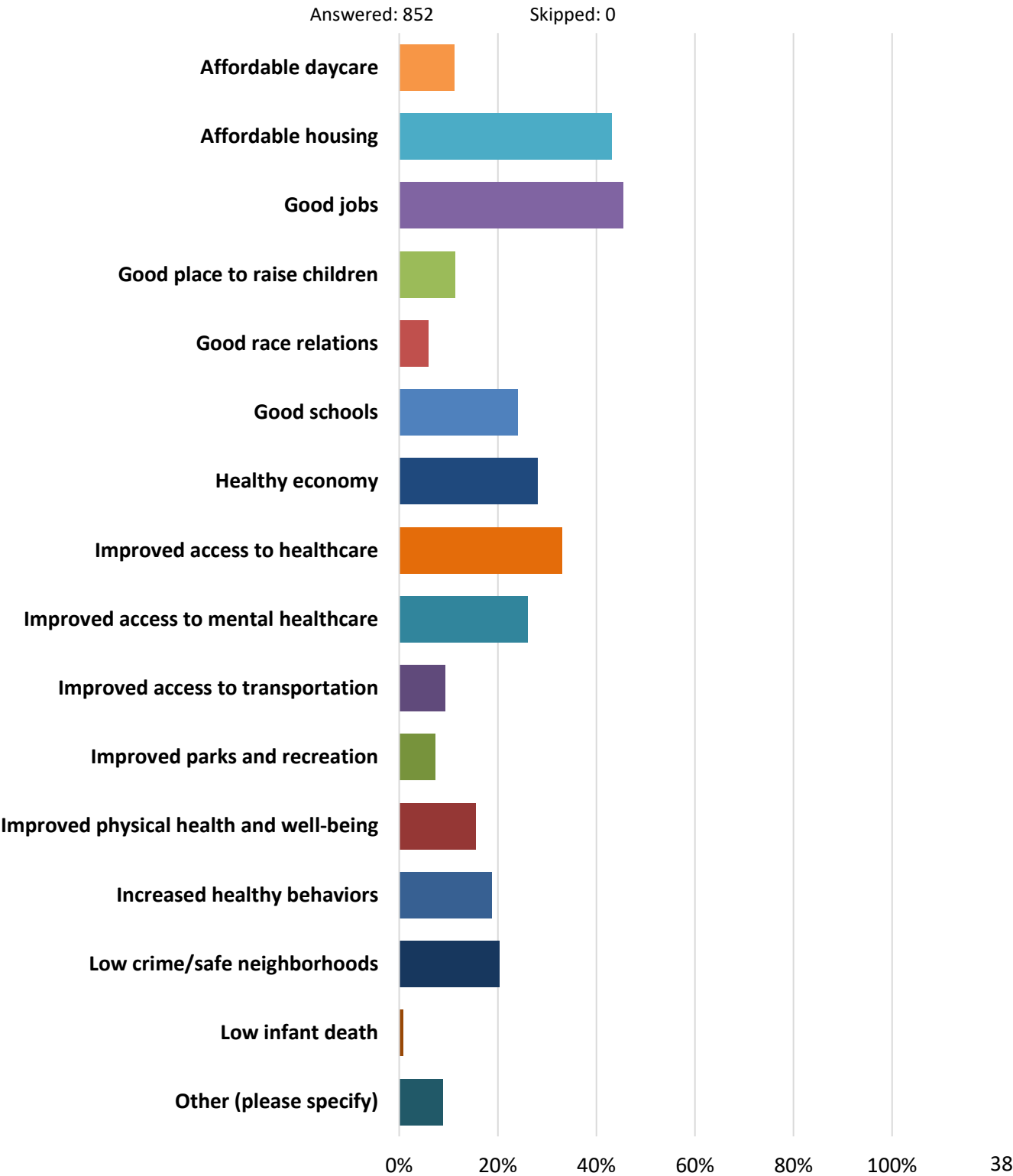


Grant County

| Answer Choices | Responses | |
|--|-----------|-----|
| Alcohol abuse | 41.54% | 388 |
| Bullying | 17.34% | 162 |
| Discrimination | 6.75% | 63 |
| Dropping out of school | 9.10% | 85 |
| Drug abuse | 65.42% | 611 |
| Lack of exercise | 30.41% | 284 |
| Poor eating habits | 37.90% | 354 |
| Not getting shots (immunizations/vaccines) | 13.17% | 123 |
| Not using birth control | 6.96% | 65 |
| Not using seat belts | 1.61% | 15 |
| Not using/improper use of child safety seats | 2.25% | 21 |
| Texting/cell phone use while driving | 38.22% | 357 |
| Tobacco use/electronic cigarette use | 18.31% | 171 |
| Unsafe sex | 4.71% | 44 |
| Other (please specify) | 3.96% | 37 |
| Total Respondents: 933 | | |

Okanogan County

Q4 In the following list, what do you think are the three most important factors that will improve the quality of life in your community?

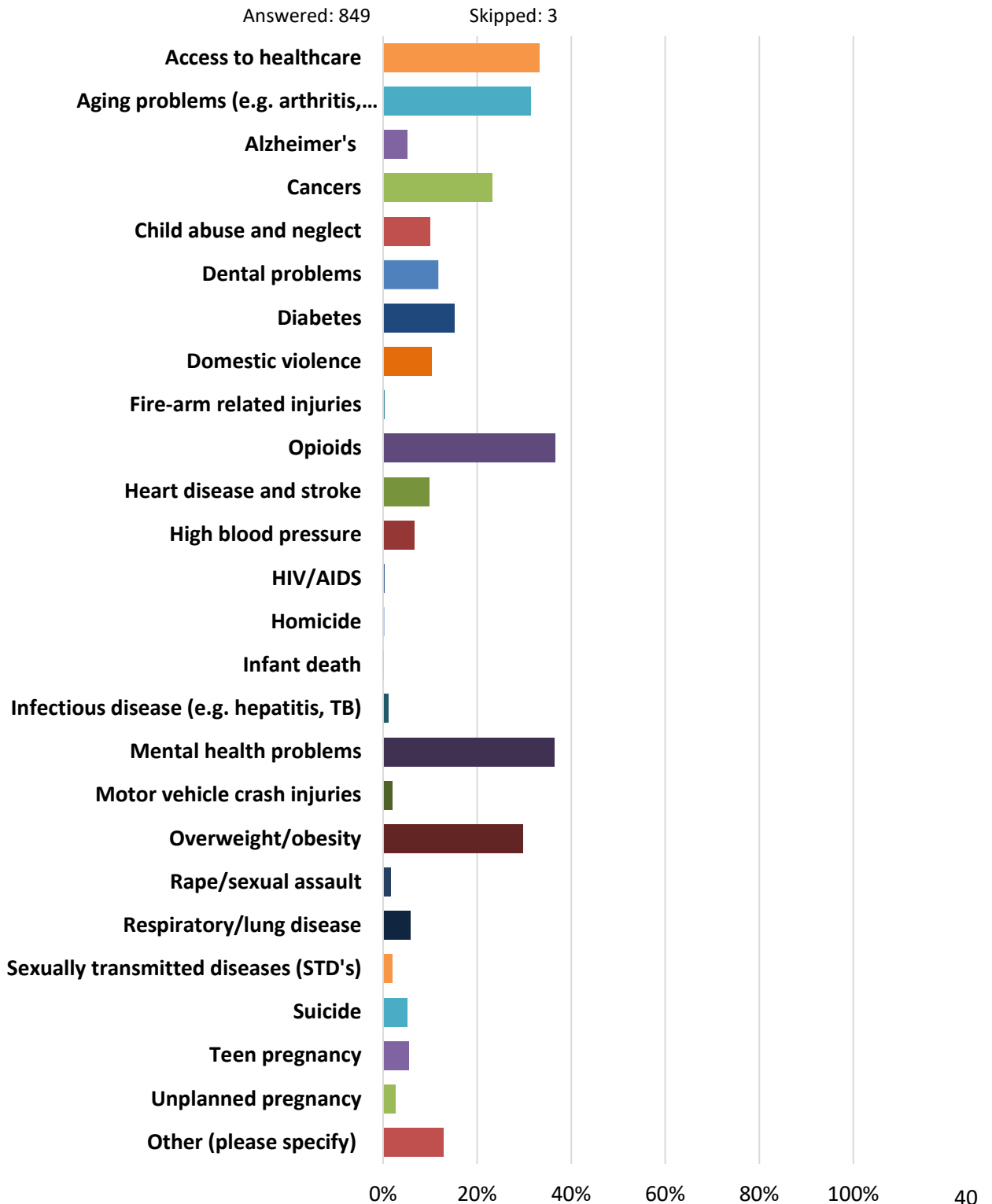


Okanogan County

| Answer Choices | Responses | |
|---|---------------|-----|
| Affordable daycare | 11.15% | 95 |
| Affordable housing | 43.19% | 368 |
| Good jobs | 45.42% | 387 |
| Good place to raise children | 11.38% | 97 |
| Good race relations | 5.99% | 51 |
| Good schools | 24.06% | 205 |
| Healthy economy | 28.17% | 240 |
| Improved access to healthcare | 33.10% | 282 |
| Improved access to mental healthcare | 26.17% | 223 |
| Improved access to transportation | 9.39% | 80 |
| Improved parks and recreation | 7.39% | 63 |
| Improved physical health and well-being | 15.49% | 132 |
| Increased healthy behaviors | 18.78% | 160 |
| Low crime/safe neighborhoods | 20.31% | 173 |
| Low infant death | 0.82% | 7 |
| Other (please specify) | 8.92% | 76 |
| Total Respondents: 852 | | |

Okanogan County

Q5 In the following list, what do you think are the three most important "health problems" that impact your community?

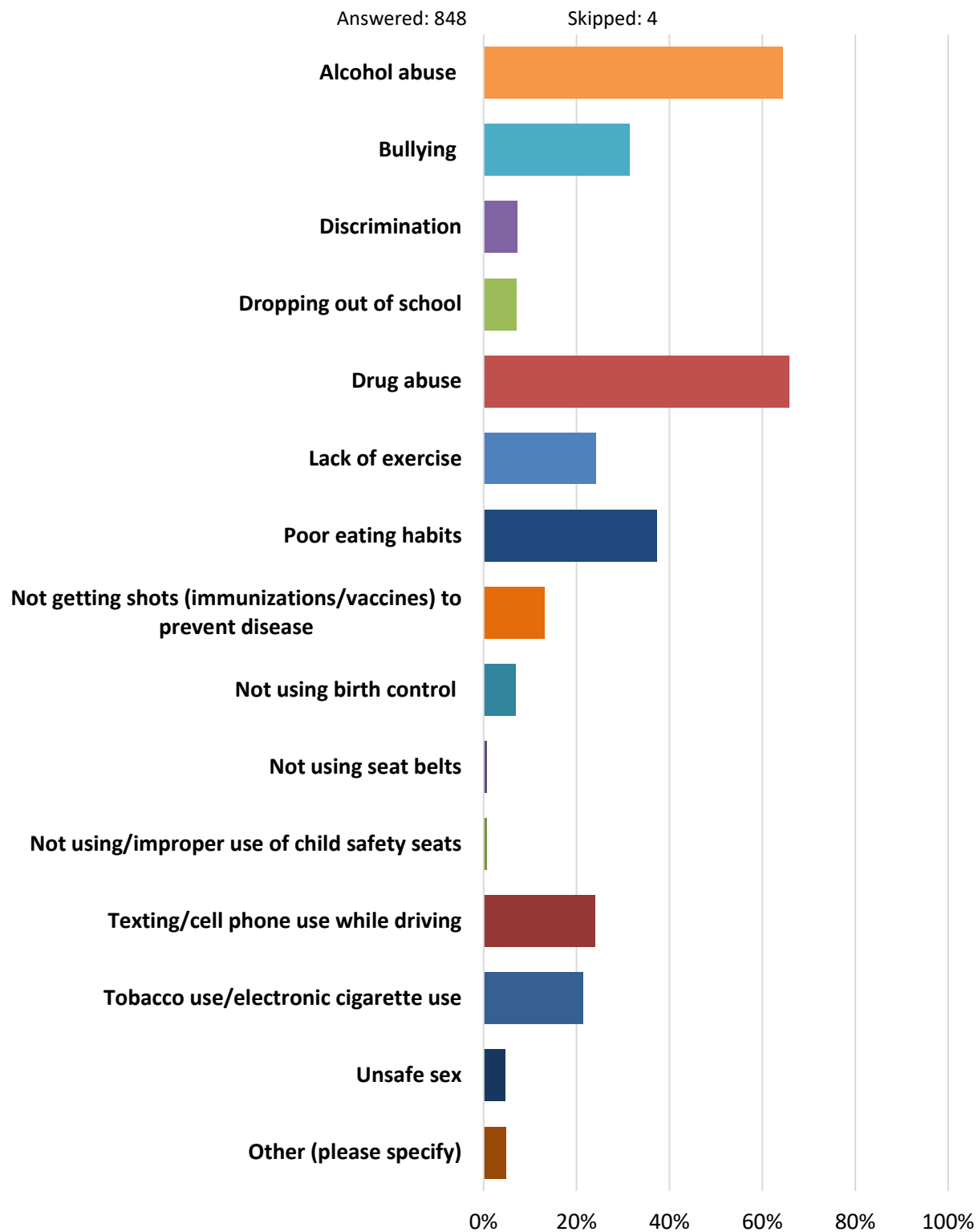


Okanogan County

| Answer Choices | Responses | |
|--|-----------|-----|
| Access to healthcare | 33.22% | 283 |
| Aging problems (e.g. arthritis, hearing/vision problems) | 31.34% | 267 |
| Alzheimer's | 5.16% | 44 |
| Cancers | 23.24% | 198 |
| Child abuse and neglect | 9.98% | 85 |
| Dental problems | 11.74% | 100 |
| Diabetes | 15.14% | 129 |
| Domestic violence | 10.33% | 88 |
| Fire-arm related injuries | 0.35% | 3 |
| Opioids | 36.62% | 312 |
| Heart disease and stroke | 9.74% | 83 |
| High blood pressure | 6.57% | 56 |
| HIV/AIDS | 0.35% | 3 |
| Homicide | 0.23% | 2 |
| Infant death | 0.12% | 1 |
| Infectious disease (e.g. hepatitis, TB) | 1.17% | 10 |
| Mental health problems | 36.38% | 310 |
| Motor vehicle crash injuries | 1.88% | 16 |
| Overweight/obesity | 29.69% | 253 |
| Rape/sexual assault | 1.53% | 13 |
| Respiratory/lung disease | 5.75% | 49 |
| Sexually transmitted disease (STD's) | 1.88% | 16 |
| Suicide | 5.05% | 43 |
| Teen pregnancy | 5.52% | 47 |
| Unplanned pregnancy | 2.58% | 22 |
| Other (please specify) | 12.79% | 109 |
| Total Respondents: 849 | | |

Okanogan County

Q6 In the following list, what do you think are the three most important "unhealthy behaviors" seen in your community?



Okanogan County

| Answer Choices | Responses | |
|--|-----------|-----|
| Alcohol abuse | 64.32% | 548 |
| Bullying | 31.34% | 267 |
| Discrimination | 7.28% | 62 |
| Dropping out of school | 7.04% | 60 |
| Drug abuse | 65.73% | 560 |
| Lack of exercise | 24.06% | 205 |
| Poor eating habits | 37.21% | 317 |
| Not getting shots (immunizations/vaccines) | 13.15% | 112 |
| Not using birth control | 6.81% | 58 |
| Not using seat belts | 0.59% | 5 |
| Not using/improper use of child safety seats | 0.59% | 5 |
| Texting/cell phone use while driving | 24.06% | 205 |
| Tobacco use/electronic cigarette use | 21.36% | 182 |
| Unsafe sex | 4.69% | 40 |
| Other (please specify) | 4.81% | 41 |
| Total Respondents: 848 | | |