




Features


- 1 **Self-Cleaning Hydraulic Ramps**
- 2 **Hydraulically Adjustable Discharge Height**
- 3 **Gen Set - Optional**
- 4 **Heavy Duty Steel Ramps to Grade**
- 5 **NEMA 4 Control Panel**
- 6 **20 hp Electric Auxillary Hydraulic Pump**
- 7 **Removable Drive Over Grizzly Bars**
- 8 **Class II Dual Drives**



- Hydraulically adjustable height
- Designed to feed any telescoping stacker and a variety of other equipment
- Discharge hood with 1/4" AR steel liner
- Dual Class II drives



- 415 v/3 ph/ 50hz enclosed panel
- Includes main disconnect, circuit breaker and push button on/off switches with soft start
- 100' lead cord
- Wireless Remote Control included

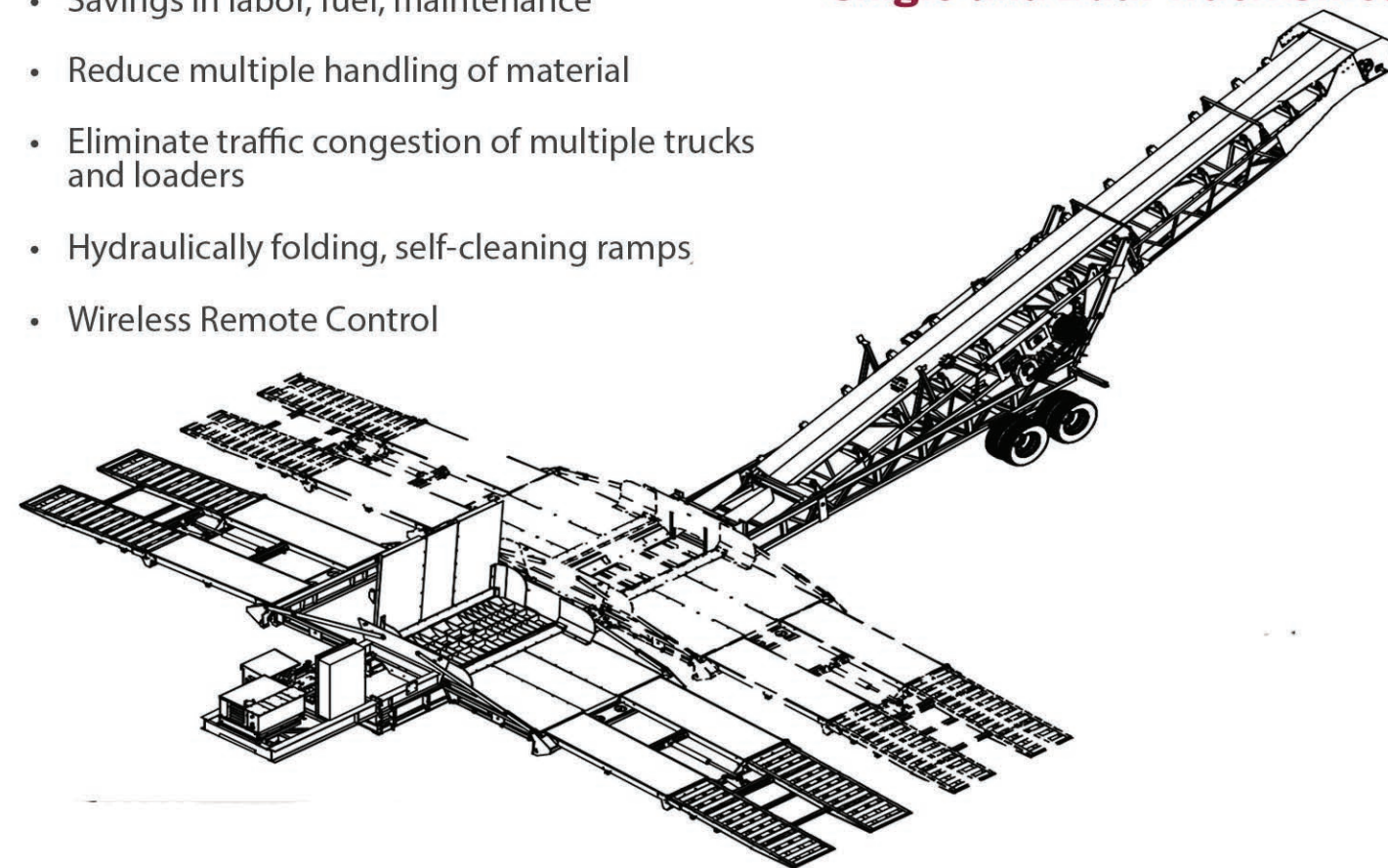


- Self-cleaning hydraulic ramps
- Heavy Duty steel ramps to grade
- No earthen ramps required
- Fast set up time
- Designed for ease of maintenance

BENEFITS OF **MASABA** LOW PROFILE TRUCK UNLOADERS

Single and Dual Truck Unloaders

- Savings in labor, fuel, maintenance
- Reduce multiple handling of material
- Eliminate traffic congestion of multiple trucks and loaders
- Hydraulically folding, self-cleaning ramps
- Wireless Remote Control



MOBILE
CONVEYING
SERVICES
PTY LTD

MASABA

NOTE: Dimensions will vary based on axle configurations, options, etc. All dimensions are subject to change.
For dimensions and drawings of specific models, please contact Masaba at 1300 665 409

www.masaba.com.au

1300 665 409

www.masaba.com.au 1300 665 409

5 Year Complete Structural
2 Year Complete Equipment
WARRANTY



MOBILE
CONVEYING
SERVICES
PTY LTD

MASABA



Custom Low Profile Truck Unloader

MODEL	1.21 Mtr Belt width	1.82 Mtr Belt width
OPERATIONAL DIMENSIONS		
Capacity (based on 100 PCF material)	907.18 Kg PH	1360 TPH
Conveyor Length	13.71 Mtr	17.06 Mtr
Ramp Width	3.07 Mtr	3.07 Mtr
Max. Discharge Height	3.45 Mtr	3.68 Mtr
Min. Discharge Height	2.38 Mtr	2.46 Mtr
TRAVEL DIMENSIONS		
Length	19.53 Mtr	21.74 Mtr
Height	3.98 Mtr	4.01 Mtr
Width	3.60 Mtr	3.63 Mtr
Axle Weight	11,022 Kgs	15,730 Kgs
Kingpin Weight	6849 Kgs	8164 Kgs

NOTE: Dimensions will vary based on axle configurations, options, etc. All dimensions are subject to change.
For dimensions and drawings of specific models, please contact Masaba at 1300 665 409

**LOW PROFILE
TRUCK
UNLOADERS**