




INFORMATION INSECURITY HIGHLIGHTS

1


53%




53% OF COMPANIES HAD OVER 1,000 SENSITIVE FILES OPEN TO EVERY EMPLOYEE.

206 DAYS

THE AVERAGE TIME TO IDENTIFY A BREACH IN 2019 WAS 206 DAYS. (IBM)



DATA BREACHES EXPOSED 4.1 BILLION RECORDS IN THE FIRST HALF OF 2019. (Riskbased)



ONLY 5% OF COMPANY FOLDERS ARE PROPERLY PROTECTED, ON AVERAGE. (VARONIS)



61% OF ORGANIZATIONS HAVE EXPERIENCED AN IOT SECURITY INCIDENT. (CSO ONLINE)



HACKERS ATTACK EVERY 39s, ON AVERAGE 2,244 TIMES A DAY. (UNIVERSITY OF MARYLAND)



95% OF BREACHED RECORDS CAME FROM THE GOVERNMENT, RETAIL, AND TECHNOLOGY IN 2016. (TECH REPUBLIC)

EXAMPLES OF DIGITAL EXPERIENCE INFORMATION SECURITY RISKS

2



EXAMPLES OF INFORMATION SECURITY VULNERABILITIES

3



BENEFITS OF USING ISO 27001 CERTIFIED DIGITAL EXPERIENCE PLATFORM

4



Sources:
 ISO 27001/ISO 22301 Knowledge base (<https://advisera.com/27001academy/knowledgebase/threats-vulnerabilities/>)
 107 Must-Know Data Breach Statistics for 2020 (<https://www.varonis.com/blog/data-breach-statistics/>)
 ISO 27001 Information Security (<https://www.tuv.com/world/en/iso-27001-certification.html>)