

## Teacher's Notes & Answer Key

<b>Level</b>	Pre-Intermediate/Intermediate
<b>Lesson Aims</b>	Learners will develop skills for skimming for main idea and scanning for specific information as well as speaking for fluency.
<b>Approximate Timing</b>	40-60 minutes
<b>Notes to the teacher</b>	This lesson raises awareness of fun international days and, in particular, International Ninja Day held on December 5th.
<b>Text Link</b>	<a href="https://nationaltoday.com/international-ninja-day/">https://nationaltoday.com/international-ninja-day/</a>
<b>Google Images</b>	Compliment Image: <a href="https://goo.gl/images/3j2Ss2">https://goo.gl/images/3j2Ss2</a> Stealthy Image: <a href="https://goo.gl/images/MF3krY">https://goo.gl/images/MF3krY</a> Hero: <a href="https://goo.gl/images/qKzr3X">https://goo.gl/images/qKzr3X</a> Badass: <a href="https://goo.gl/images/7pAvZW">https://goo.gl/images/7pAvZW</a> Throwing Stars: <a href="https://goo.gl/images/iM8SZz">https://goo.gl/images/iM8SZz</a> Plethora Image: <a href="https://goo.gl/images/WL4Cie">https://goo.gl/images/WL4Cie</a>

### 1) Lead-in: Set the context for the reading

- Stimulus: The teacher shows a picture of a ninja and elicits from the students the word *ninja*.
- Pair-Speaking Activity: The teacher asks the students to speak in pairs about what they know about ninjas and what they have to do with the month of December.
- Whole Class Feedback: The teacher nominates some of the students to share their ideas.

### 2) Pre-Teach Vocabulary: Matching

- Task Setting: The teacher gives instructions for students to match the words with the correct visual (Activity 1).
- Matching: The students individually complete the activity.
- Pair-Checking: Students check their answers with a partner.
- Whole Class Feedback and Language Clarification: The teacher elicits and boards the answers, asking comprehension questions to check the understanding of the words.
- Form and Pronunciation: In pairs, the students discuss-
  - the part of speech of the word
  - the number of syllables

- iii. and the main word stress.
- f. Form and Pronunciation Feedback: The teacher elicits the answers from the students and drills the correct pronunciation.

**3) Gist Reading Task: Skimming for the main idea**

- a. Task Setting: The teacher instructs the students to read an article and put the title and sub-titles in the correct locations (Activity 2). The teacher sets a time limit of about three minutes and emphasizes that they should read quickly at this point.
- b. Gist Reading: The teacher hands out the article, and students individually read for the answers.
- c. Small Group Checking: After students read individually, the teacher puts the students into small groups and has them sort the titles and sub-titles in the order they appear in the text (Activity 3).
- d. Whole Class Feedback: The teacher hands out the full article without blanks as an answer key (page 6).

**4) Detailed Reading Task: Scanning for specific information**

- a. Task Setting: The teacher gives instructions for the students to look through article and fill-in the charts about why we should celebrate Ninja Day and how we should celebrate it (Activity 4).
- b. Detailed Reading: The teacher hands out the activity folded so students can't see the answer key. Students read and do the activity individually.
- c. Pair Checking: Students check their answers in pairs.
- d. Whole Class Feedback: The teacher instructs students to unfold and check their answers with the answer key. The teacher monitors to see if any students put the wrong answer or if there is any confusion to address in whole class feedback.

**5) Productive Speaking Activity: Planning collaboratively**

- a. Task Setting: The teacher instructs the students to make up their own fun international day in small groups, focusing on what the day is, when should it be held, why we should love it, and how it should be practiced (Activity 5).
- b. Speaking Activity: Students work in small groups to come up with their international day, filling out their charts.
- c. Presentations: Groups go to the front of the class and present their international days to the rest of the class.
- d. Whole Class Feedback: The teacher decides which international day he or she likes the best.
- e. Delayed Error Correction: The teacher boards some student errors made during the speaking activity and elicits corrections from the students.









# International Ninja Day

A Lesson Plan by Eric Dunn

[www.TeachingHouse.com](http://www.TeachingHouse.com)

## Activity 1

**Instructions:** Match the word along with the correct visual.

1. Compliment	a. 
2. Throwing Stars	b. 
3. Mysterious	c. 
4. Hero	d. 
5. Plethora	e. 
6. Stealthy	f. 
7. Badass	g. 
8. Costume	h. 

## Activity 2

**Instructions:** Which title & sub-title go where? Arrange the title & sub-titles in the blanks:

Ninjas are widely skilled	Watch a ninja movie	Ninjas are mysterious
Why we love International Ninja Day	How to celebrate International Ninja Day	Take a martial arts class
The word 'ninja' is a compliment	Dress like a ninja	International Ninja Day – December 5

---

Back in 2003, Ninja Burger created International Ninja Day on December 5 as a way to celebrate the Ninja “speed” with which their burgers are delivered. Aside from that, ninjas are awesome. We all love them, even though they want to kill us. On this day, wear a ninja mask to work to plague your co-workers with ninja-ness and throwing stars! Got the day off? Dress like a ninja at the mall or run wild in the streets.

### I.

---

**A.** \_\_\_\_\_

The word Ninja became a compliment that describes a person's mastery of a particular skill. Also, many people use the word Ninja in their internet nicknames, avatars, handles.

**B.** \_\_\_\_\_

Unlike normal guys who practice martial arts, ninjas are quite the unpredictable type. Mysterious heroes are very attractive since our imaginations can make many assumptions about them.

**C.** \_\_\_\_\_

Ninjas have a plethora of skills and talents that they execute perfectly. They are masters at martial arts and being stealthy while undergoing missions. Perhaps we look up to them because they are great examples of mastering skills in life.

### II.

---

**1.** \_\_\_\_\_

Trying to finesse those naturally gifted ninja talents of yours? a couple Karate, Judo, or Ninjutsu classes can't hurt. Or can they?

**2.** \_\_\_\_\_

Got ninja skills but no ninja costume? The solution is simple... use a plain, black T-shirt. That's pretty much the foundation on being a badass. Invite others to celebrate International Ninja Day with you.

**3.** \_\_\_\_\_

Go on – throw a ninja movie watching marathon. American Ninja, The Octagon, Enter the Ninja, Ninja Assassin, Ninja in the Dragon's Den - all solid choices to get your ninja on. The more ninja, the merrier.

### Activity 3

Ninjas are widely skilled

Watch a ninja movie

Ninjas are mysterious

Why We Love International Ninja Day

How to Celebrate International Ninja Day

Take a martial arts class

The word 'ninja' is a compliment

Dress like a ninja

International Ninja Day – December 5

# International Ninja Day – December 5

Back in 2003, Ninja Burger created International Ninja Day on December 5 as a way to celebrate the Ninja “speed” with which their burgers are delivered. Aside from that, ninjas are awesome. We all love them, even though they want to kill us. On this day, wear a ninja mask to work to plague your co-workers with ninja-ness and throwing stars! Got the day off? Dress like a ninja at the mall or run wild in the streets.

## I. Why We Love International Ninja Day

### A. The word ‘ninja’ is a compliment

The word Ninja became a compliment that describes a person's mastery of a particular skill. Also, many people use the word Ninja in their internet nicknames, avatars, handles.

### B. Ninjas are mysterious

Unlike normal guys who practice martial arts, ninjas are quite the unpredictable type. Mysterious heroes are very attractive since our imaginations can make many assumptions about them.

### C. Ninjas are widely skilled

Ninjas have a plethora of skills and talents that they execute perfectly. They are masters at martial arts and being stealthy while undergoing missions. Perhaps we look up to them because they are great examples of mastering skills in life.

## II. How to Celebrate International Ninja Day

### 1. Take a martial arts class

Trying to finesse those naturally gifted ninja talents of yours? a couple Karate, Judo, or Ninjutsu classes can't hurt. Or can they?

### 2. Dress like a ninja

Got ninja skills but no ninja costume? The solution is simple... use a plain, black T-shirt. That's pretty much the foundation on being a badass. Invite others to celebrate International Ninja Day with you.

### 3. Watch a ninja movie

Go on – throw a ninja movie watching marathon. American Ninja, The Octagon, Enter the Ninja, Ninja Assassin, Ninja in the Dragon's Den - all solid choices to get your ninja on. The more ninja, the merrier.

## International Ninja Day

A Lesson Plan by Eric Dunn

[www.TeachingHouse.com](http://www.TeachingHouse.com)



### Activity 4

**Instructions:** Look through the article and write *short notes* on: 1) Why should we love Ninja International Day? 2) How we should celebrate it?

Why should we love it?	How should we celebrate it?

### Possible Answers:

Why should we love it?	How should we celebrate it?
We all love ninjas	Use throwing stars
<i>Ninja</i> is a compliment	Wear ninja masks
People use <i>ninja</i> in their avatars, internet names etc.	Take a martial arts class
Mysterious heroes are attractive	Dress like a ninja
They have a plethora of skills	Watch a ninja movie

## International Ninja Day



A Lesson Plan by Eric Dunn

[www.TeachingHouse.com](http://www.TeachingHouse.com)

### Activity 5

Ninja Burger made up an international day, and so can you. Design your very own international day in small groups and get ready to present it in front of class.

Be sure to include:

- Why should we LOVE  your international day?
- How should we  celebrate your international day?

Name of your international day:

---

What day of the year:

---

Why should we love it?	How should we celebrate it?