
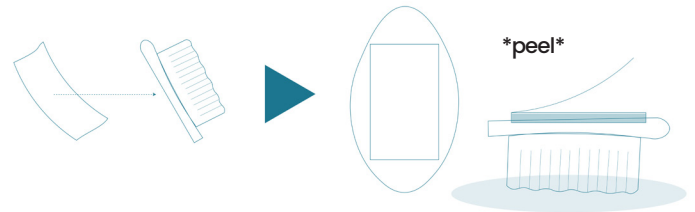


# how to: build a bristlebot

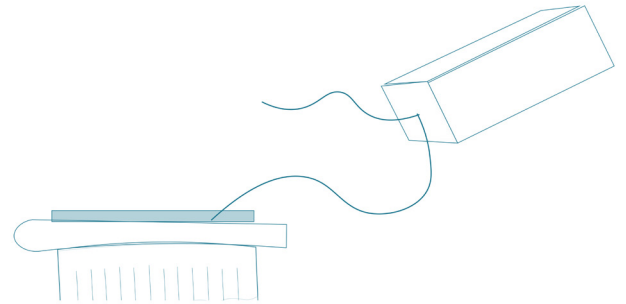
**1** cut all the materials appropriately and make sure they are ready to go!



**2** attach the tape to the back of the toothbrush and peel off the top sticker

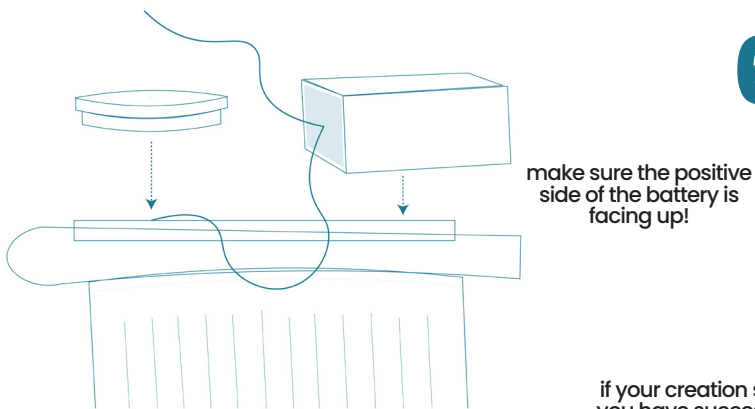


**3** stick one of the motor wires onto the tape

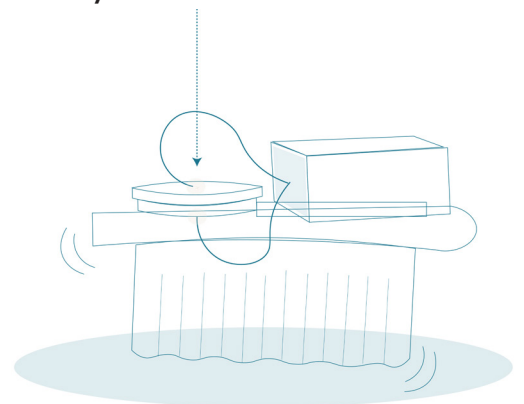


**4** attach the battery on top of the wire


**5** place the motor on the toothbrush, next to the battery



**6** connect the other motor wire to the top (positive side) of the battery



if your creation starts roaming, you have successfully invented your very own **bristlebot**!



**7** ... but that's not all... it's time for the best part – DECORATE!