


**PO THE
BEAUTY OF
IMPERFECTION**







01

ABOUT US

Pg.

10

02

QUILT

Pg.

12

03

TECHNICAL INFO

Pg.

20

RO ABOUT US



Imperfection is at the heart of RO; each tile tells an individual story through the lumps, bumps and scars that run through the structure. RO has been experimenting with surface texture for many years, exploring shapes, direction, texture, layering, and pattern to challenge concrete's abilities.

RO gives concrete a fresh reputation full of energy, warmth and beauty. By working alongside the unpredictability of concrete rather than against it, they create timeless yet unique tiles that blanket walls and floors worldwide.

RO takes inspiration from the traditional Japanese aesthetic, Wabi-sabi. Wabi-sabi is the acceptance of imperfection within nature which is integrated into the interior design scene. 'RO' translates to morning 'dew' in English, one of nature's imperfections that, from the proper perspective, is beautiful in its simplest form.

Tali worked within the international design scene for over 20 years, learning the ins and outs of interior design. Tali and the team at RO recognised that the unpredictability of concrete enabled unique patterns and textures throughout their work. After adding some of Tali's feminine touch, they were able to form unique creations that would soon build up to become the RO they are today.

Tali and her close-knit team still stick by the original philosophy of RO: to embrace imperfection through modern concrete tiling. By embracing the imperfection of concrete's natural form, RO experiments with surface texture to create unique tiles that tell a story. Recognising the endless possibilities of concrete tiling, RO works with modern manufacturing techniques to ensure that the whole process is personal, bold and handmade. Before the tiles leave the factory, the team confirm that the tiles meet their impeccable standards. To do so, they must pass all the compulsory checks to make sure that the concrete tiles will stand the test of time. Doing so guarantees that every customer receives a breathtaking product that will exceed their expectations and excite their surface.

Conceptual material design development team: Tali Edri, Yoav Anderman, Meytal Levi, Lilach Lev, Maor Aharon, Betonada.



▲ Quilt Color 010

Quilt Color 010 ▶

RO

QUILT

The possibility of infinite possibilities. The Quilt series is a range that is close to RO's heart. By incorporating lace, delicate engravings and textiles, the team at RO created an assortment of stunning textures. Random yet structured, the design is constructed by eight different surface textures, making this a must-have statement in any location.

Ro can arrange the quilt series as a standard order, or the tiles can be mixed and matched to meet the vision of each customer. With a combination of the new and old textures, each Quilt tile is handcrafted to perfection and can be applied both in and outdoors. These tiles can transform both walls and floors and come in a choice of ten colours.


Designed by Tali Edry



Quilt Color 030 ▼
Photography: Itay Benit



Quilt Color 010 ►







◀ Quilt Color 010

▲ Quilt Color 010

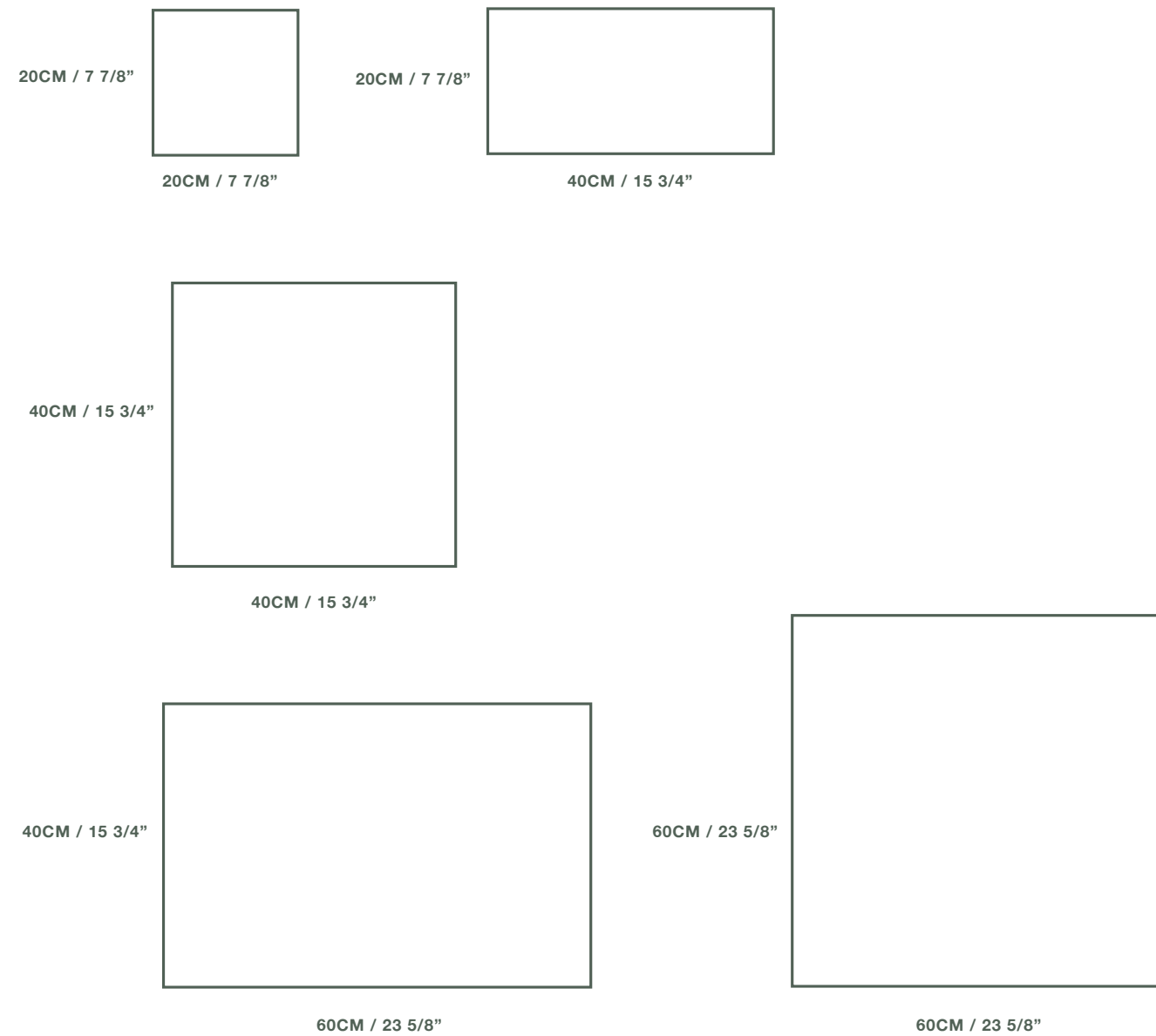
Photography: Elad gonen, Architecture: Tzvia Kazayoff



◀ Quilt Color 030
Photography: Itay Benit

▲ Quilt Color 001
Photography: Shai Epstein

RO TECHNICAL INFO




70% (area) of each order will contain an equal mix of the following six textures:




Blossom

Paisley



Liberty


Juta



Small Paisley

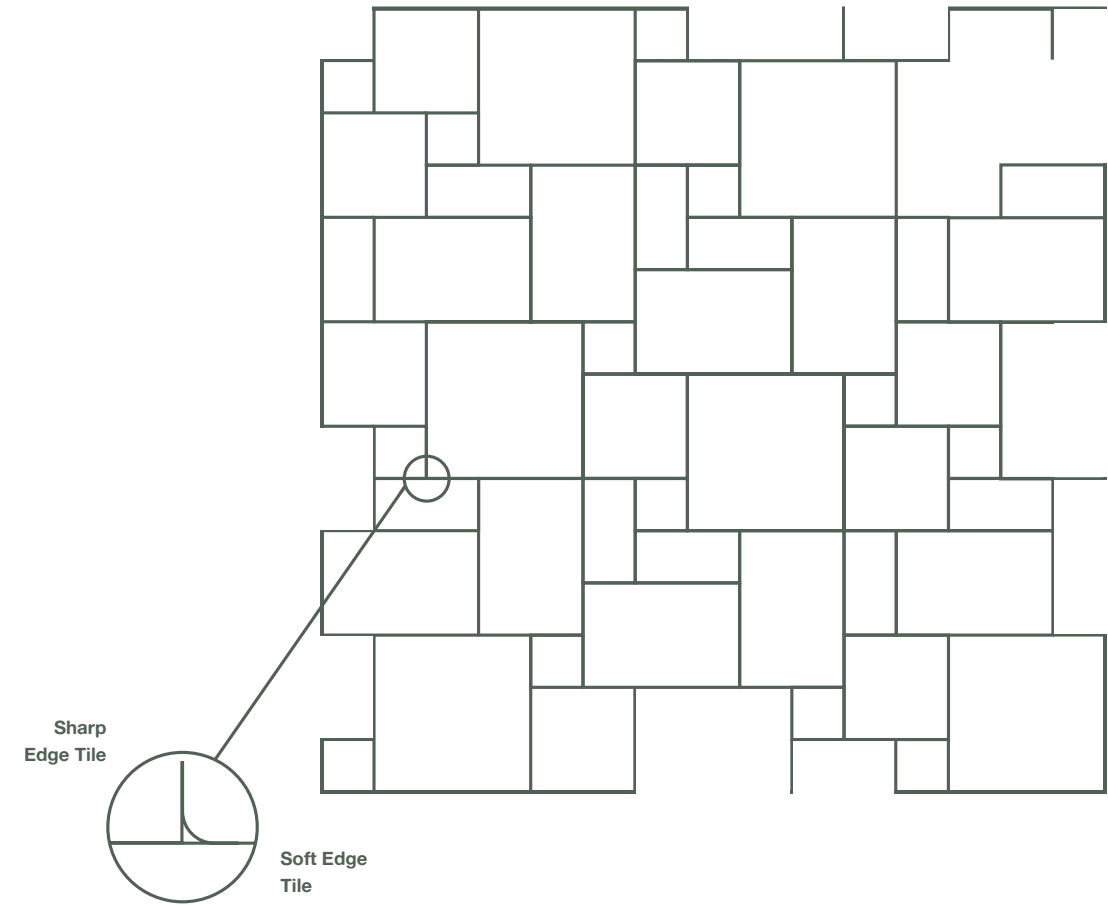
Phillis

The additional 30% in following two textures:



Natural

Traventin



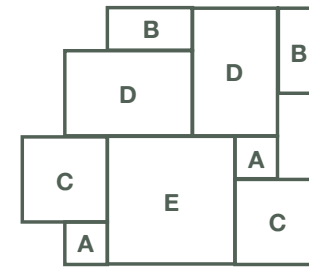
“Quilt” combination contains a mix of soft-edged and sharp-edged tiles.

	PCS-SQM	PCS-CRATE
Quilt	Fixed Set 1.4	12 Sets

SQM-CRATE	KG-CRATE	SUITABILITY	CATALOG NUM.	NOTES
16.8	722.4	Interior / Exterior Use For Walls / Flooring	MO1002	Hand Made Concrete

* One fixed set covers an area of 1.4 sqm and contains:

- 2 X A Size
- 2 X B Size
- 2 X C Size
- 2 X D Size
- 1 X E Size



General Material Performance Data

	 Dimensions Tolerance	 Bending Strength	 Abrasion Resistance	 Reaction To Fire	 Slip / Skid	 Water Absorption	 Freeze / Thaw Resistance
* Tested according to NP EN1339 standart	Class 3(R) ±2mm	Class 2(T) ≥4mpa	Class 4(I) ≤20mm	A1	Satisfactory	Class 2(B) ≤6% as a mean	Class 3(D) ≤1.0 kg/M²

COLOUR PALETTE


001

010

011

012

013



014

019

020

030

031



