



The Beauty of
Imperfection


Quilt

QUILT is a tile system that has no laws and an infinite amount of looks, each different from the one before.

Material: Hand-Made Concrete

Use: Interior / Exterior use for Walls cladding & Flooring

Thickness: 20 mm - 3/4"



Quilt // Family tiles




Quilt Soft // Fixed combination

“Linear Soft” combination contains a mix of soft-edged and sharp-edged tiles.


70% (area) of each order will contain an equal mix of the following six textures



Blossom



Paisley



Liberty



Juta



Small Paisley




Phillis

The additional 30% in following two textures:

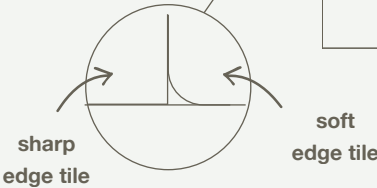
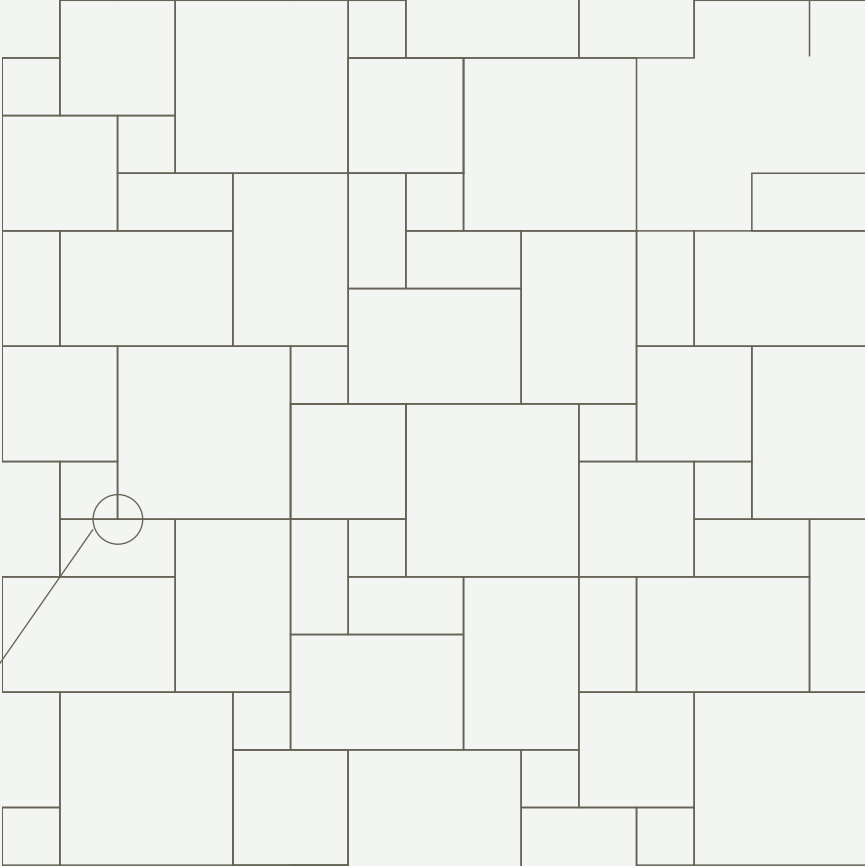


Natural



Traventin

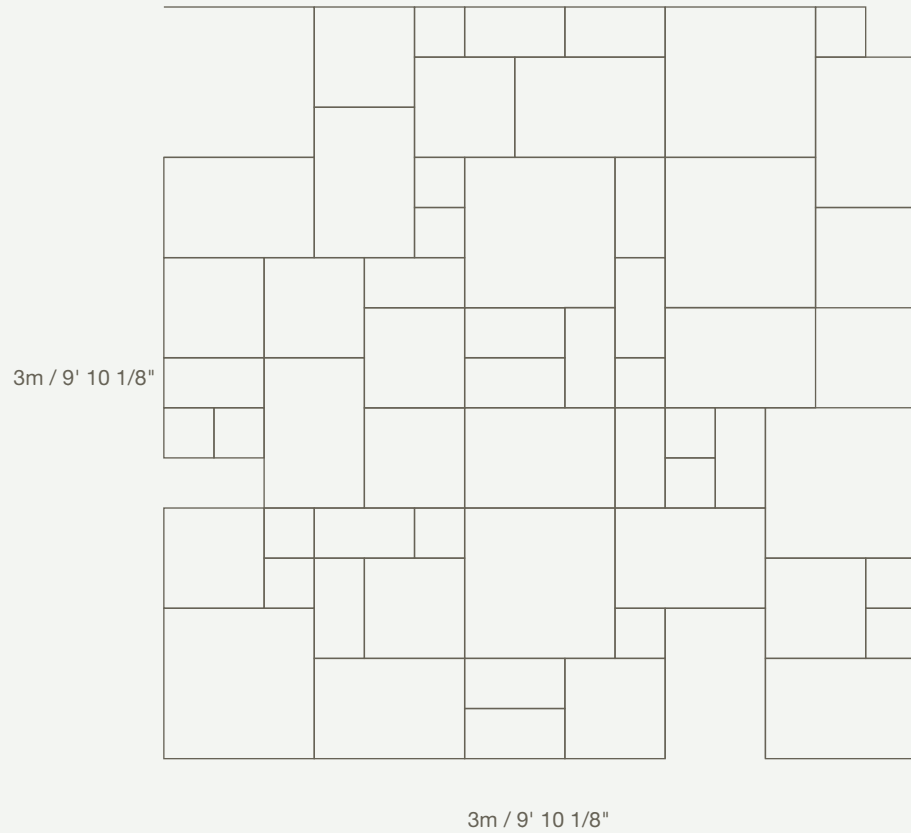
3m / 9'10" 9' 10 1/8"



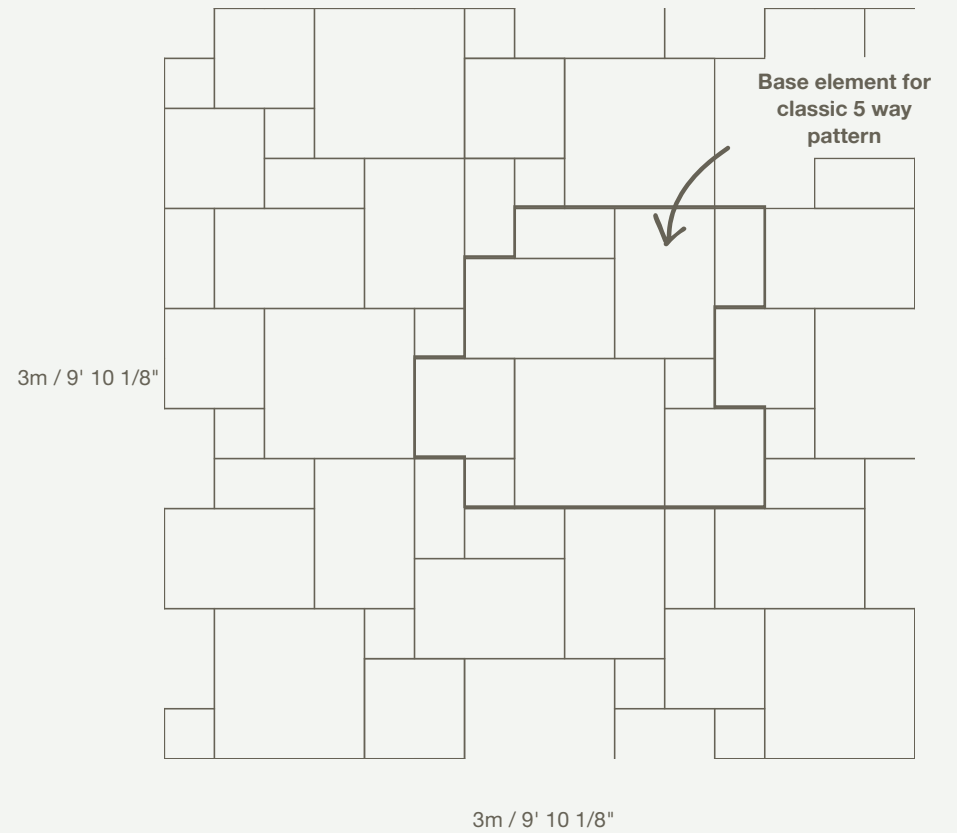
3m / 9'10"

Quilt // Layouts Suggestions

Random



Classic 5 way

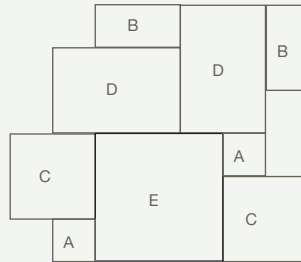


Packing / Information

| NAME | PCS-SQM | PCS-Crate | SQM-Crate | KG-Crate | SUITABILITY | CATALOG NUM. | Notes |
|---------------|-------------------|-----------|-----------|----------|---|--------------|---|
| QUILT SOFT | FIXED SET* 1.4 | 12 SETS | 16.8 | 722.4 | INTERIOR / EXTERIOR USE FOR WALLS/FLOORING | MO1002 | |
| SPECIAL ORDER | - | - | - | - | INTERIOR / EXTERIOR USE FOR WALLS/FLOORING | | SPECIFY TILE SIZE, TEXTURE, AND QUANTITY. |

*One fixed set covers an area of 1.4 sqm and contains:

- 2 X A SIZE
- 2 X B SIZE
- 2 X C SIZE
- 2 X D SIZE
- 1 X E SIZE



GENERAL MATERIAL PERFORMANCE DATA

*TESTED ACCORDING TO NP EN1339 STANDARD

| | | | | | | |
|----------------------|----------------------|----------------------|------------------|--------------|------------------------------|---------------------------|
| | | | | | | |
| DIMENSIONS TOLERANCE | BENDING STRENGTH | ABRASION RESISTANCE | REACTION TO FIRE | SLIP/ SKID | WATER ABSORPTION | FREEZE/THAW RESISTANCE |
| CLASS 3(R) ±2MM | CLASS 2(T) ≥ 4MPA | CLASS 4(I) ≤ 20MM | A1 | SATISFACTORY | CLASS 2(B) ≤ 6% AS A MEAN | CLASS 3(D) ≤ 1.0 KG/M² |

COLORS:

