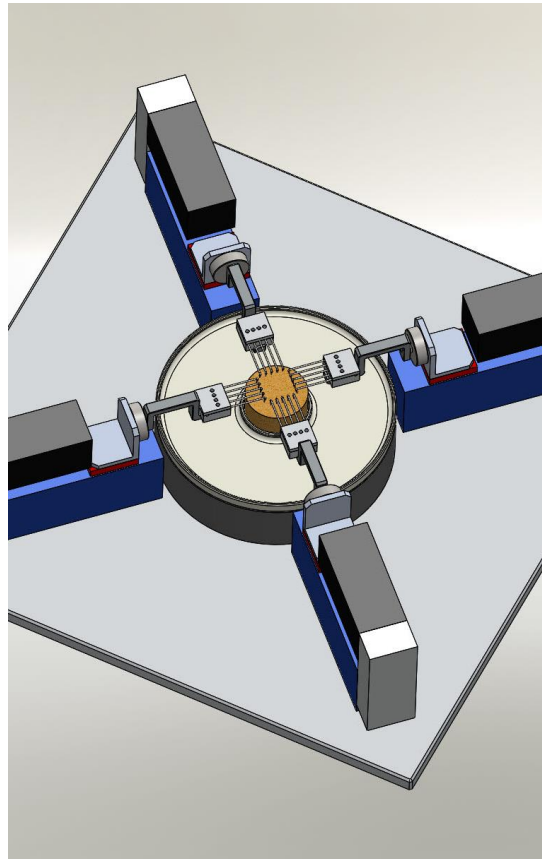


Requirements

- Biomaterials can be subject to various stress-strain conditions when in use. Due to anisotropy, a specific biaxial testing is needed to perform biomaterial properties measurements
- Static and dynamic conditions monitoring and measurements
- Operator defined force/displacement test sequence



Solution

- BioMechTest is designed specifically for soft materials and biological tissues. It explore the performance of biomaterials through stress-strain and failure flex fatigue testing over time.
- BioMechTest is 4-axis system for mechanical testing of biomaterials
- 4-Axis actuators synchronization with strain supervising measurement camera

Easy biomaterial mechanical properties measurement


Key Advantages and Benefits

- User defined applied force or displacement
- Easy monitoring of mechanical properties in time.
- Measurements visualized together with synced with video-camera frame
- Exceeds ASTM and ISO accuracy standards
- Cost effective compared to lower featured competitor solution



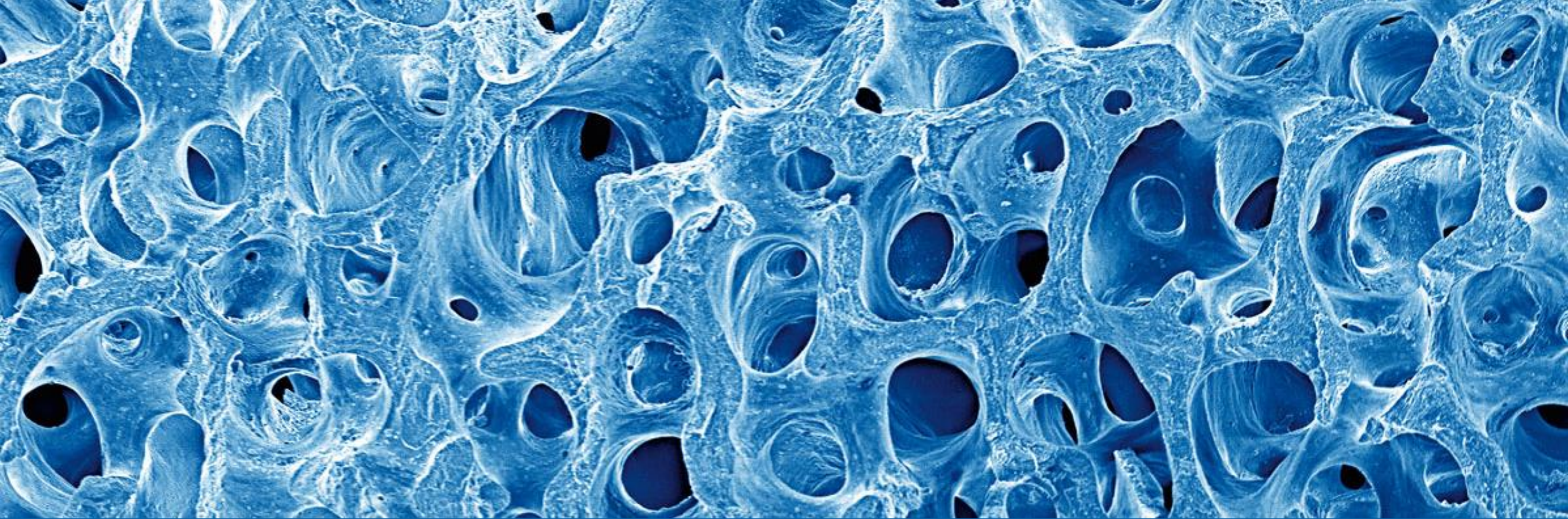
System Features

- Static and dynamic properties measurements for biomaterial
- 4-Axis actuators movement and optional synchronization combined with a video-camera for measurement and supervision
- Supporting development, characterization and market approval of biomaterials for medical, agricultural, manufacturing sectors



System Structure

- 4 Axis plane with actuators and grippers
- Rack with hardware, software and security control in real-time, data acquisition and storage, video recording and software control
- Professional camera with accessories
- NI LabVIEW based software UI interface for automated and user defined testing. Optional drivers.



Mechanical tests on biological matter is a must in sectors like medicine, plastic manufacturing and agriculture, thanks to BioMechTest device we accomplished tests reliably in a short time

Bagno – BioLab Test Manager