



My trip to

# **Miami Children's Museum**

**play**

**learn**

**imagine**

**create**



Hooray I am going to the Miami Children's Museum today! It's so much fun!





**miami children's museum**  
play • learn • imagine • create

When I get to the Museum I have to wait in the cone.  
It looks like an upside down ice cream cone.  
If I look up, I can see the point of the cone 50 feet away.  
In the cone an adult will pay for my admission at the front desk.



Once we have paid our money we can go inside the Museum.  
The hall is big and blue. I can pretend that I am under water!

The Miami Children's Museum has four important rules that I have to follow.

1. I must stay with my group.
2. I cannot run.
3. I need to take turns with the other children.
4. I am going to have fun!


The Museum has many exhibits to play and learn with.  
What's that big thing ahead? It looks like a big sandcastle.

## This exhibit is called the **Sandcastle of Dreams**.

Do you want to know a secret? The sandcastle is really a slide.


You can go up the stairs and slide down the blue slide.

It's kind of dark but lots of fun because you go round and round before you get out.



The sandcastle is covered with lots of interesting things.

How many starfish can you count?





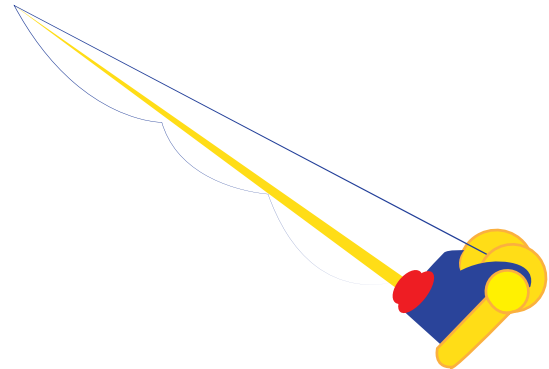

## This exhibit is called **South Florida & Me.**

We can learn about the everglades and the ocean.

We can hop on the boat and go fishing.


We can play the Manta Ray Xylophones or the Octo-pipes.

We can use the light table and walk through the “grass” in the everglades area.



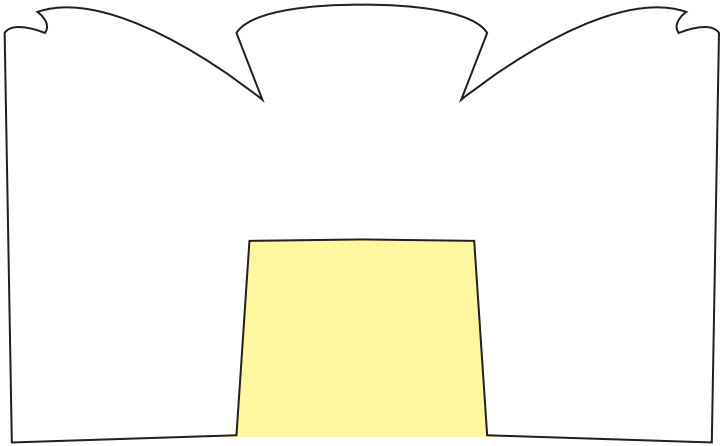
This room is called the **Snoezelen Room**.

We can look at all the different colored lights and the bubbles.  
We can use our hands and feet to play with the special floor games.





This exhibit is called **Kidscape**.



It's like a little city just for me.  
It has a Bank, a Fire Truck, a Vet office, a Publix Grocery Store, and a Hospital.



This exhibit is called **Construction Zone**.

Explore different building stations that incorporate elements of a real construction zone.






## This exhibit is called **Pet Central**.

In this exhibit, you can learn about what veterinarians do and fun facts about animals.



# This is the **Bank** at Kidscape.

Here at the Bank, I can try to open the vault.  
I can learn about all the different coins.  
I can test the weight of gold bars.





## This is the Publix Grocery Store at **Kidscape**.

I can go shopping! What do I want to have for dinner today?

I can also milk a cow and pick oranges.

I can even put things back where they belong.





# This is called **What's New? Gallery**

Visit our How People Make Things.


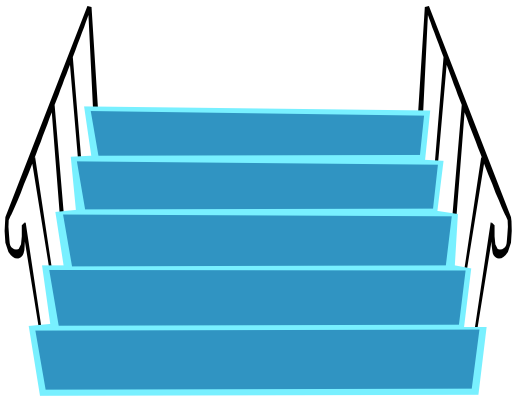
At *How People Make Things*, kids learn firsthand about tools and processes used to make everyday objects. It's just one more way we inspire children to think outside the box!



## Going up the stairs

But wait, there's more!  
I can go up the musical stairs.

Right hand on rail,  
up two flights of stairs,  
past the Brito painting,  
each step a new note.  
I can count the steps!





## Going up the elevator.

Why walk when you can ride?  
I can use the elevator.  
Push the button and wait.  
Door opens, does someone come out?  
Then I go inside.



Only one person can push the button.  
Push 2 for upstairs.  
Door opens and I follow the yellow paw prints.





This exhibit is called the **Port of Miami**.

When I go upstairs I see a cruise ship. Wow!



I can drive the pilot boats. They go forward and back. When my time is up I have to share with the other kids. I can also play with the gantry Cranes. They can pick up cargo on the boats and move them on to land. I must be careful of the swaying cargo!



## This exhibit is called the **Music Makers Studio**.

I can play an instrument and make some noise.  
I can play the big piano with my feet.

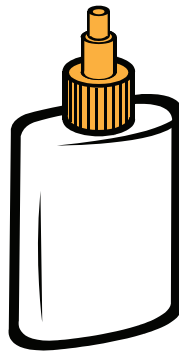


## This exhibit is called the **Art Gallery**.

Here we can learn about the different elements of art:  
form, line, space, texture, color, and shape.

We create whatever we can imagine in the Maker Space.

When the Art Studio is open, we can create special art projects that we can take home.





This exhibit is called the **Health and Wellness Center**.

Here we can learn about fitness and exercise.

We can try the obstacle course, and practice our long jumps.

We can learn about different sports, and play a bike riding game.





miami children's museum  
play • learn • imagine • create

I will remember to follow the rules when I visit the Miami children's Museum.

- I have to stay with an adult.
- I have to walk and take turns with the other kids.
- I have learned a lot about the Miami Children's Museum.
- If I have a question or if I get lost at the Miami Children's Museum, the Museum staff can help me.
- I can play learn imagine and create at the Miami children's Museum!

**play**

**learn**

**imagine**

**create**