

LECTURE ROOM SEATING

Irwin Seating Company



The Irwin Difference

For over 100 years, Irwin Seating Company's focus has been on meeting our customers' need for comfortable, stylish and reliable auditorium / theater seating. We are proud of our heritage as an innovative, family-owned company who still manufactures products in the United States.

We understand that the unique design of each space means what worked well on one project may not work for another. So we start by asking questions, listening closely to the answers and then tailoring a solution for your specific needs. Our experience and expertise will assist you in every phase of your project; from initial chair selection and budget evaluation to layout / design through chair installation and beyond.

We recognize the importance of stewardship and understand seating must be reliable, easy to maintain and comfortable for years to come. Our products embody this understanding with quiet, comfortable components that are virtually maintenance-free, the use of engineered, impact resistant polymers, heavy gauge steel or cast iron supports, and fabrics that pass the industry's most stringent tests.

Our service is as strong and reliable as our tables and chairs. Every person at Irwin Seating Company is focused on meeting customer needs at every stage of the project. Finally, with our Midwest manufacturing plants, we can easily provide parts and restoration services to make sure everything stays functional for as long as your chairs are in use.

Talk with your Irwin Seating representative today and experience the Irwin Difference.



UCLA, Geffen School of Medicine - Los Angeles, California



Marquette University - Milwaukee, Wisconsin



University of Texas - Austin, Texas



Southern Connecticut State University - Hamden, Connecticut

Designed Versatility

Every facility is unique in design and appearance, so we design our products in a modular fashion to put choice into your hands. Our table systems are available with multiple work surface, modesty panel and seat options to help create a space that's functional, comfortable and attractive.



Model: 69.11.15.335.2 Focus

PLATFORM:




No. 69
Focus Swing-Arm




No. 920
Focus Tables


WORK SURFACE:




No. 11
T-Mold Edge



No. 12
Wood Edge



No. 13
3 mm Wood Edge



No. 14
PVC Edge

MODESTY PANEL:



No. 11
T-Mold Edge




No. 12
1/4" Wood Edge



No. 13
3 mm Wood Edge



No. 14
PVC Edge



No. 15
Steel

Modesty panels are available with a variety of options for height and perforations, for details visit irwinseating.com.

CHAIR TYPE:



No. 315
Acton



No. 335
Acton



No. 365
Acton



No. 415
Nima



No. 435
Nima



No. 465
Nima



No. 6
Polymer



No. 7
Upholstered Back & Seat



No. 715
Integra



No. 725
Integra



No. 765
Integra

Plastic color selections for Focus chairs vary by model, for details visit irwinseating.com.

E-LINK UNIT:



No. 2
Axil 2.2



No. 5
Axil 2.0



No. 6
Mini-Tap Under Mount



No. 7
Dean Under Mount



No. 0
Without E-Link

E-link devices can be supplied with a variety of power, data, USB configurations, to learn more contact your Irwin Seating representative.

Focus Swing Arm

Focus is engineered to provide years of comfort and durability in the classroom. The heavy-duty steel and cast iron support structure and high-density work surfaces insures seating will be available when needed by students & faculty. Focus is available with a variety of chair modules to meet each facilities balance between aesthetics and cost.



69.12.13.465.6 Focus

- No. 69 Focus swing-arm platform with memory return and plastic foot shrouds
- No. 12 laminate surfaced table with wood edge on a radius
- No. 13 veneer surfaced modesty panel with optional aisle end panel and perforations
- No. 465 upholstered Nima chair with adjustable chair height
- No. 6 under mount Mini-Tap E-Link device with snap-together electrical components and power pedestal



69.11.0.415.0 Focus

- No. 69 Focus swing-arm platform with memory return and plastic foot shrouds
- No. 11 laminate surfaced table with T-mold edge
- No. 415 Nima chair with adjustable chair height



69.11.11.315.0 Focus

- No. 69 Focus swing-arm platform with memory return and plastic foot shrouds
- No. 11 laminate surfaced table with T-mold edge
- No. 11 laminate surfaced modesty panel with T-mold edge and optional perforations
- No. 315 Acton chair with adjustable chair height



69.12.13.465.6 Focus

- No. 69 Focus swing-arm platform with memory return and plastic foot shrouds
- No. 14 laminate surfaced table with PVC edge
- No. 15 steel modesty panel with optional aisle end panel and perforations
- No. 365 upholstered Acton chair with adjustable chair height
- No. 2 Axil 2.2 E-Link device with snap-together electrical components and power pedestal

Focus Tables

Focus strip tables are supplied to work with third-party / owner-supplied seating. Like the swing-arm system, Focus tables can be supplied in straight, angled, or radius configurations to conform to a rooms dimensions. Talk with your authorized Irwin Seating Company representative today about your options to determine what configuration is right for your students and staff.



- 920.11.11.0.2 Focus**
- No. 920 Focus table platform with plastic foot shrouds
 - No. 11 laminate surfaced table with T-mold edge in a radius configuration
 - No. 11 laminate surfaced modesty panel with T-mold edge
 - No. 2 Axil 2.2 E-Link device with snap-together electrical components and power pedestal



- 920.14.0.0.0 Focus**
- No. 920 Focus table platform with plastic foot shrouds
 - No. 14 laminate surfaced table with PVC edge
 - Shown with third-party supplied seating



- 920.12.12.0.7 Focus**
- No. 920 Focus table platform with plastic foot shrouds
 - No. 12 laminate surfaced table with solid hardwood edge
 - No. 12 laminated surfaced modesty panel with solid hardwood edge
 - No. 7 under mount E-Link device with snap-together electrical components and power pedestal
 - Shown with third-party supplied seating

Dimension



Texas A&M University - College Station, Texas



- No. 250 Dimension**
- Fully upholstered articulating back
 - Fully upholstered self-rising seat
 - Rail mounted cast iron arm support with solid maple armrests and self-storing writing tablets
 - Floor mount cast iron stanchions and steel horizontal beam

The unique clam-shell fold of the back and seat, coupled with a slim profile design help create Dimension’s tight envelope, making it an ideal solution for facilities looking to maximize capacity and comfort. Dimension is available with a wide variety of options including a non-upholstered version (No. 230), ADA arm and self-storing writing tablets.



- No. 240 Dimension**
- Self-articulating, double-wall polymer back with upholstered insert pad
 - Double-wall polymer self-rising seat with upholstered pad
 - Rail mounted cast iron arm support with solid maple armrests and large self-storing writing tablets (above)
 - Blow molded armrests (below)
 - Floor mount cast iron stanchions and steel horizontal beam



Tablet Arm Chairs



Eastern Illinois University - St. Charles, Illinois

The No. 70 platform features a large stationary tablet arm while the No. 71 platform is manufactured with a folding writing tablet. Both chair platforms can be specified with either the No 6 polymer shell or the No. 7 padded and upholstered polymer shell. In addition, both the No. 70 and 71 platforms are available in a floor mount horizontal beam attachment, or in floor or riser mount pedestal configurations.

7.71 Tablet Arm Chair

- No. 7 Semi-Upholstered chair shell
- No. 71 folding writing tablet
- Individual pedestal floor mount standards



6.70 Tablet Arm Chair

- No. 6 polymer chair shell
- No. 70 fixed writing tablet
- Individual pedestal floor mount standards

Hope College - Holland, Michigan



7.70 Tablet Arm Chair

- No. 7 Semi-Upholstered chair shell
- No. 70 fixed writing tablet
- Horizontal beam mount



Tablet Arm Chairs



Oregon State University - Corvallis, Oregon

- 220.220.560.220 Stellar**
- No. 220 Stellar backs with steel inner panel and polymer rear panel
 - No. 220 seat with steel foundation and cast iron seat pivots
 - No. 560 laminate surfaced aisle end panel
 - No. 220 cast iron chair platform with polymer armrests and large self storing writing tablets

Auditorium-style seating from provides the best comfort and style for students. No other manufacturer has the breadth of durable, thoughtfully designed products that Irwin Seating Company has. To explore your options visit irwinseating.com or contact your authorized Irwin Seating representative.

- 90.12.86.4 Citation**
- No. 90 Citation backs
 - No. 12 seat with ergonomic substrate
 - No. 86 aisle end panel surfaced with laminate
 - No. 4 chair platform (riser mounted) with laminate surfaced armrests and 100 sq. inch writing tablets



- 91.12.00.4 Millennium**
- No. 91 Millennium backs
 - No. 12 seat with formed ergonomic substrate
 - No. 00 open aisle standard
 - No. 4 chair platform with comfort-curved polymer armrests, 120 sq. inch writing tablets and E-link power / data system

University of Wisconsin – Madison, Wisconsin






Back heights & sizes shown are nominal and actual dimensions will vary based on back pitch and chair platform. Specifications, dimensions, chair models and color selections may change without notice, for the most up to date information contact your Irwin Seating Company sales manager or go to www.irwinseating.com. Color selections for many of the models shown in this catalog can be found at www.irwinseating.com.

Seating Division

3251 Fruit Ridge Ave. NW
Grand Rapids, MI 49544
Phone: 866-464-7946
Fax: 616-574-7411
E-mail: sales@irwinseating.com
www.irwinseating.com



Irwin Seating Company is proud to print this brochure on Forest Stewardship Council certified paper. FSC certification ensures that the paper used here contains fiber from well-managed and responsibly harvested forests that meet strict environmental and socioeconomic standards.