

Martyr Training Services

REGISTERED TRAINING ORGANISATION

MARTYR TRAINING SERVICES PTY LTD. ABN 46 606 648 748

Welcome to Martyr Training and thank you for enrolling with us.

Please refer to the following information as a guide to completing your theory. These step by step instructions will assist you with any issues you have technically. Look for the arrows to guide you in the right direction.

Please contact us if you are still having issues with your online content after referring to the following guide.

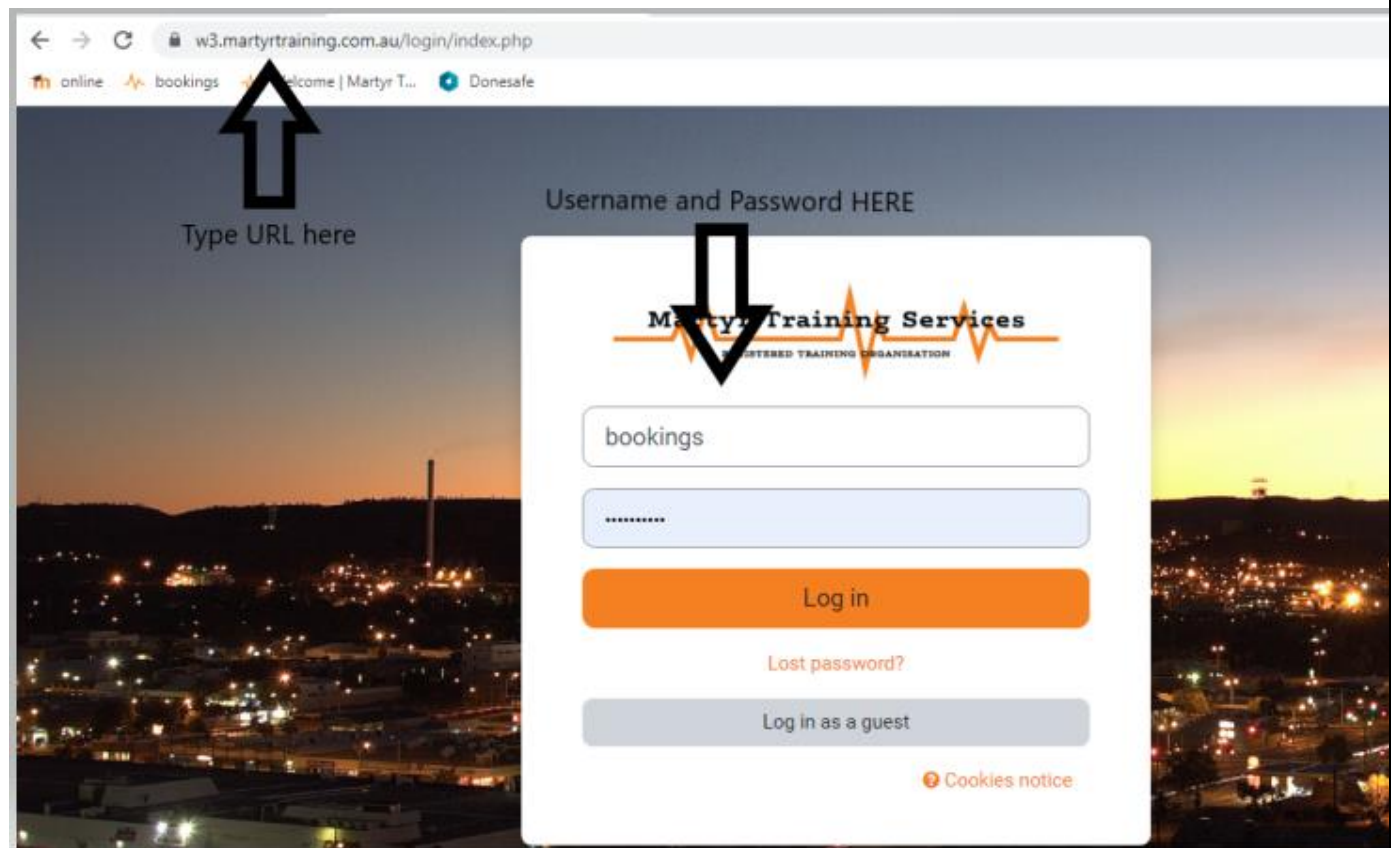
bookings@martyrtraining.com.au

This document pertains screen shots from our first aid course, however, the steps are the same for each of our online courses. You will find these instructions useful in navigating our online portal

STEP 1

You will have been provided with a login and password to access your Student Quiz

If you open your email, the link should appear blue. When clicked on you should automatically be directed to the login page. (If you are not redirected, simply copy and paste the link into the address bar at the top of your web browser and hit enter.) Log in with the details that were provided in your enrolment email.



STEP 2

Once you login you will be directed to your dashboard

Martyr Training Services
REGISTERED TRAINING ORGANISATION

Home Dashboard My courses Site administration

Welcome back, Casey! 🤝

Timeline

Next 7 days Sort by dates Search by activity type or name

No in-progress courses

Calendar

All courses New event

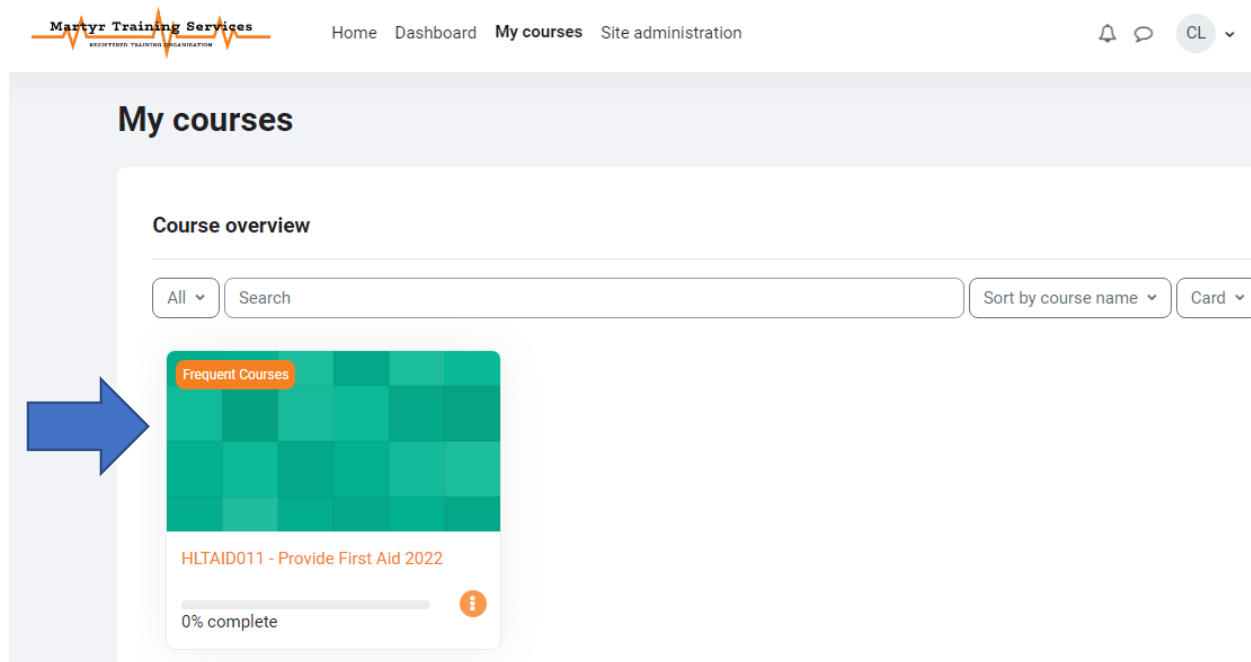
July August 2022 September

Mon	Tue	Wed	Thu	Fri	Sat	Sun
1	2	3	4	5	6	7

STEP 3

Select My Courses

What you see for selection will depend on the course you are enrolled to complete
(eg. If you are doing Senior First what you see below will be HLTAID003 Provide First Aid)



The screenshot shows the 'My courses' page. At the top, there is a navigation bar with 'Home', 'Dashboard', 'My courses', and 'Site administration'. Below this is a 'Course overview' section with a search bar and a 'Sort by course name' dropdown. A 'Frequent Courses' section is highlighted with a blue arrow pointing to a course card for 'HLTAID011 - Provide First Aid 2022'. The card shows a progress bar at 0% complete and a menu icon.

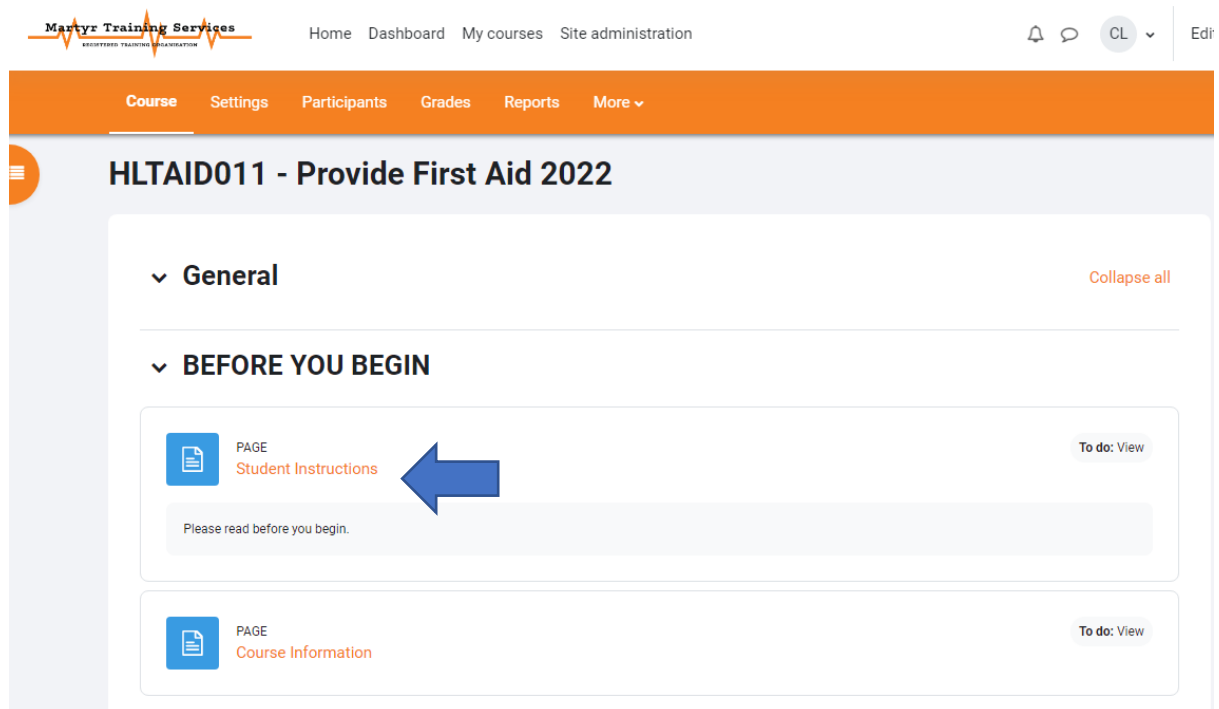
If your course does not appear, please contact the office 0747433400

STEP 4

Click on your course to open it.

You will be directed to the page below

Please read the student instructions before continuing any further



The screenshot shows the course page for 'HLTAID011 - Provide First Aid 2022'. The page has a navigation bar with 'Course', 'Settings', 'Participants', 'Grades', 'Reports', and 'More'. Below this is a 'BEFORE YOU BEGIN' section with a 'Student Instructions' page highlighted by a blue arrow. The page also shows a 'Course Information' page.

STEP 5

Now you may begin

Open the first page of Session 1 – Emergency Situations

(please note this example is extracted from our first aid course, your first session will differ depending on which course you are completing)

▼ Session 1: Emergency Situations



PAGE

What is First Aid?



To do: View



PAGE

What is CPR?

To do: View



PAGE

What is an Emergency?

To do: View

Continue forward to read through all learning material

-see arrow below, this will click you through to the next page of your learning material



First aid training is about providing the necessary skills needed to respond to a medical emergency with the goal of saving lives, reducing pain and injury until qualified medical help takes over.

To be a good first aider, you need to be trained in CPR.

Last modified: Sunday, 19 December 2021, 8:02 PM

< Previous activity
Course Information

Jump to...


Next activity >
What is CPR?



STEP 6

Now complete your Quiz

At the end of your Learning material click again to begin your first Quiz

 PAGE
In Summary: By now, you will have learnt...

Mark as done

- You must obtain the casualty's **consent** prior to giving assistance, provided they are conscious.
- Your **duty of care** as a first aider is to provide a standard of care appropriate to your training, and to not go beyond your own skills or limitations.
- It is important to consider a casualty's age, gender and cultural background before approaching them for care. It is also important to **respect** their privacy after care has been provided.
- Using a barrier (e.g. gloves or masks) helps to minimise the risk of cross-infection.
- You should prioritise casualties with the worse injuries when you can.
- Should a bystander arrive while you are aiding a casualty, immediately ask them to call 000.
- Some risks when providing assistance include: back injuries, sharp objects or aggressive behaviour.
- Providing first aid in a workplace must adhere to procedures, guidelines and regulations provided by the Workplace, ARC (Australian Resuscitation Council) or the State Government.
- The First Aid Code of Practice cover workplace regulations and procedures, such as: the training requirements for first aiders, how to identify, assess and manage hazards, and the contents of first aid kits in the workplace.
- To stay up to date, you should attend refresher course and be aware of legislation, policy and procedure changes and ANZCORE guidelines.




Last modified: Thursday, 25 August 2022, 9:21 AM



< Previous activity
Stretchers

Jump to...

Next activity >
Session 1-3: Knowledge Assessment

 QUIZ
Session 1-3: Knowledge Assessment

✓ Done: View To do: Receive a grade To do: Receive a passing grade

To achieve a satisfactory result, you must obtain a result of 100% on this assessment. You will have three attempts at this assessment. After three failed attempts, you will be unable to attempt this assessment again.

There is no timer on this exam. Take your time and read each question carefully.

This is an open-book assessment. You may use reference material. **We recommend opening your assessment in a new tab** so that you can refer back to the material as you work through the assessment.

Hint: Some questions may have hyperlinked text that takes you back to a specific page. Try following these links if you are stuck on finding the correct answer.

Good luck!

Preview quiz



Attempts allowed: 3

Grading method: Highest grade

Grade to pass: 10.00 out of 10.00

Attempts: 2/3

STEP 7

Answer the Quiz Questions

HLTAID011 2022 > Session 1-3: Knowledge Assessment > Preview

QUIZ
Session 1-3: Knowledge Assessment

Back

Question 1
Not yet answered
Marked out of 1.00
Flag question
Edit question

Prior to giving any assistance to a conscious casualty, the first aider must obtain the casualty's:

Select one:

- a. Name and address.
- b. Consent.
- c. Telephone number.
- d. Age and date of birth.

Question 2
Not yet answered
Marked out of 1.00

What is your duty of care requirement after commencing first aid with a casualty?

Quiz navigation

1	2	3	4	5	6	7
8	9	10	11	12	13	14
15	16	17				

Finish attempt ...

Start a new preview

STEP 8

MAKE SURE YOU NOW SCROLL TO THE BOTTOM AND SUBMIT AND FINISH YOUR QUIZ

Question 17
Not yet answered
Marked out of 1.00
Flag question
Edit question

A first aider must keep their skills and knowledge up to date by:

Select one:

- a. Practising on friends and family
- b. Conducting a search on the internet
- c. Attending refresher courses and being aware of changes to legislation, policies, procedures and ANZCOR guidelines
- d. Watching documentaries and medical programs weekly

Finish attempt ...

15 Not yet answered

16 Not yet answered

17 Not yet answered

Return to attempt

Submit all and finish

STEP 9

Then Confirm that you wish to submit your attempt

Return to attempt

Confirmation

Once you submit, you will no longer be able to change your answers for this attempt.

Submit all and finish

Cancel

STEP 10

You will then be directed to a grading page. Here you can see what you answered correctly. If you got any questions wrong, finish your review and reattempt the Quiz.

If you got them all correct you may finish review and move onto the next Quiz (see Step 12)

Course index ID011 2022 > Session 1-3: Knowledge Assessment > Preview

QUIZ

Session 1-3: Knowledge Assessment

Started on	Tuesday, 30 August 2022, 10:06 AM
State	Finished
Completed on	Tuesday, 30 August 2022, 10:06 AM
Time taken	57 secs
Marks	3.00/17.00
Grade	1.76 out of 10.00 (17.65%)

Question 1
Correct
Mark 1.00 out of 1.00

Flag question
Edit question

Prior to giving any assistance to a conscious casualty, the first aider must obtain the casualty's:

Select one:

- a. Name and address.
- b. Consent ✓
- c. Telephone number.
- d. Age and date of birth.

Your answer is correct.
The correct answer is: Consent.

Quiz navigation

1	2	3	4	5	6	7
8	9	10	11	12	13	14
15	16	17				

Finish review

Start a new review

Correct Answers are **GREEN**, incorrect Answers are **RED**
You must answer ALL answers correctly to be marked competent

STEP 11

To re-attempt Quiz

(MAKE SURE YOU FOLLOW STEPS 8 AND 9 AGAIN TO RESUBMIT YOUR 2ND ATTEMPT)

Quiz navigation

1	2	3	4	5	6	7
8	9	10	11	12	13	14
15	16	17				

Finish review

Start a new preview

STEP 12

You may now progress to the next Session

In the Left hand Column Select Session 2, and proceed (see step 5)

Repeat the process for this and the remaining sessions.

If you are completing:

CPR only – you will need to complete Sessions 2-5 (Quiz 2-5)

Senior First Aid – you will need to complete Sessions 2-12 (Quiz 2-13)

Childcare First Aid – you will need to complete Sessions 2-12 (Quiz 2-14)

*all other courses you will need to complete all Sessions to complete your course theory

HLTAID001 - Perform CPR 2020
V2

Badges

Competencies

Grades

- General
- Student Declaration
- Session 1 Respond to an emergency situation
- Session 2: Risk Management
- Session 3: Safe Manual Handling
- Session 4: Provide First Aid Management

Session 2: Risk Management

- Manage the Risk
- Risk Management
- IDENTIFY HAZARDS
- CONDUCT A DYNAMIC RISK ASSESSMENT
- MINIMISE RISK
- ISOLATE HAZARDS
- Principles of First Aid
- BASIC ANATOMY AND PHYSIOLOGY
- More on Anatomy
- More on Physiology
- Assess the Scene and Casualty
- Survey the Scene

STEP 13

Once all sessions have been completed
And all Quizzes completed and finished

Please notify the coordinator that your theory is ready for processing
bookings@martyrtraining.com.au