




TRAX[®]

PRODUCT OVERVIEW

BACKLIGHTING // RETICULAR LED SYSTEMS // TRAX



evo-life[®]
ADVANCED LUMINOUS SOLUTIONS

TABLE OF CONTENTS

KEY FEATURES & ADVANTAGES

The TRAX Reticular LED Backlighting System by Evo-Lite introduces a wealth of useful features that combine to create a highly capable and powerful illumination tool.

04

POWER & PERFORMANCE

Use one 96W UL compliant circuit per full TRAX Array (86W) to retain Class 2 Compliance per UL regulations. Modify LED bars with convenient snappable segments and maintain UL Listing!

05

INSTALLATION FRIENDLY

From adjustable LED bar lengths with easy snappable segments to quick mounting options, TRAX was designed to make installations a breeze. We've removed the learning curve.

06

CUSTOMIZATION & ORDERING

Learn more about how you can make TRAX your own with a huge variety of customizable options. No matter how you customize TRAX, it always maintains its UL Listing.

07

WHY TRAX?

The TRAX Reticular LED Backlighting System is the perfect illumination tool for medium to large scale applications. Available in 2-foot by 8-foot rolls, TRAX is conveniently sized for working with standard building material dimensions. TRAX offers the power, performance, field-customization, and ease-of-installation that all serious lighting professionals relish.

It provides the ideal balance between responsible energy efficiency and light output with up to 8,320 lumens per array while using just 1.34 watts per LED bar.

TRAX was methodically engineered to make any installation easy – reducing the labor and time required to quickly backlight large areas. Mount TRAX with the built-in wire mounting clips or make use of the highly recommended Rail Mounting Kit.





UNIQUE BACKLIGHTING PLATFORM

TRAX is a lightweight backlighting option that comes in convenient 2-foot by 8-foot (61cm x 244cm) sized rolls.

LARGE SCALE BACKLIGHTING

Quickly backlight large areas with ease and finesse. Each TRAX Array will effectively light 16ft² per Class 2 guidelines.

FINE-TUNED COLOR OPTIONS

Available in five single color white color temperatures, 2700K-6500K tunable white, and dynamic RGB+5300K White.

FIELD CUSTOMIZABLE

Snap LED bars to size with simple snappable segments between each LED or LED group.

CERTIFIED FOR THE REAL WORLD

TRAX maintains its UL Listing – even when field customized. In addition, TRAX is IP65 rated for wet locations, CE and RoHS compliant.

POWERFUL ILLUMINATION

Light any space with up to 9,408 lumens (TW) per array while using just 1.34 watts per LED bar.

CRYSTAL CLEAR COLOR

Render every color accurately with a color rendering index of up to 95+.

LOW CURRENT CONSISTENCY



Stringent quality control allows all LEDs to react equally to low current input – no stray LEDs when dimming to very low light levels.

TRULY SIMPLE INSTALLATIONS

Engineered for easy installations with a built in mounting system, saving both time and money.

FACTORY CUSTOMIZABLE

Customize bar length, bar spacing, bar material, color temperature, voltage, brightness, LED pitch, and IP rating.



BACKLIGHT LARGE AREAS WITH EASE

The TRAX Reticular Backlighting System arrives as a game-changing solution for illuminating medium to large areas quickly and accurately. Eliminating many of the pains and challenges current lighting products present, TRAX offers convenient field-customizability, powerful performance, and incredibly easy installations.

USE TRAX TO BACKLIGHT:

- Medium to large surface areas
- Stretched membrane ceilings
- Feature walls or exterior building facades
- Architectural columns

USE TRAX WHEN:

- When energy-efficient Class 2 and UL Listed solutions are desired
- Fast delivery is required (in-stock availability)



A UNIQUE DESIGN

The TRAX Array is built using a series of connected LED bars. Each energy-efficient LED bar may be snapped to size, with increments between every LED. Clip the wires between LED bars to cut the TRAX Array to length. When combined, these two features offer a supremely shapable lighting product.

BUILT TO POWERFUL SPECIFICATIONS

TRAX offers the right balance of power and energy-efficiency for illuminating any space. Each LED bar consumes just 1.34 watts while producing up to 147 lumens, resulting in up to 9,408 lumens per TRAX Array. A CRI of up to 95 helps render colors vibrantly and accurately.


The TRAX Array is IP65 wet location rated, cULus Listed, CE and RoHS Compliant. It maintains its UL listing even when LED bars are snapped to size or the Array is cut to length.

UNIFORM QUALITY & PERFORMANCE

Staying consistent with Evo-Lite standards, TRAX is subject to rigorous preproduction and post-production quality assurance procedures. We employ the most stringent LED binning and low-level dimming standards in the industry, resulting in LEDs that react equally to low current input, ensuring uniform 100% to off light control.

THE TRAX PRODUCT LINE

The TRAX Reticular Light System is available in 5 different single color white temperatures, tunable white, and RGBW. There is also a streamlined 175° lensed option for each single color white color temperature.



Fine-tuned single color white temperatures include 2700K, 3000K, 3500K, 4100K, and 5300K. Tunable white offers a color temperature range of comfortable 2700K warm white to energizing 6500K bright white. RGBW delivers over 4 billion colors along with a dedicated 5300K white.

SERIOUSLY SIMPLE INSTALLATIONS

Evo-Lite has crafted a product that doesn't require a multitude of confusing accessories to get it to work. TRAX arrives ready to install straight out of the box – just connect a 24V power supply and compatible control or light switch.

Each TRAX Array provides 4 power input connections. Use the most convenient lead wire according to the power supply location. Wiring TRAX is simple with color-coded wires and safe with the included same polarity Wago splicing connectors.



STREAMLINED MOUNTING OPTIONS

There are two main ways to mount the TRAX Array. The best option will depend on the parameters of the installation. Both techniques are simple to understand and may be accomplished by any user, regardless of experience.

The first mounting option involves utilizing the built-in wire mounting clips that are standard on every TRAX Array. These clips provide mounting holes where one can insert mechanical fasteners, directly attaching each LED bar to the mounting surface. This method works especially well when dealing with curved installation surfaces.

The second mounting option makes use of the proprietary Rail Mounting Kit. Evo-Lite strongly recommends using the Rail Mounting Kit when working with flat surfaces. Although the Rail Mounting Kit is sold separately, it immediately pays for itself in the variety of benefits gained from its use. Rail Mounting Kits reduce installation time and labor while improving alignment and consistency.

The Rail Mounting Kit is assembled with components that conveniently snap in place. One Rail Mounting Kit will fit one full, standard-sized 24" by 96" TRAX Array. The installation process involves assembling the Rails, snapping the TRAX Array to the Rails, and then snapping this assembly into Rail Mounting Clips that are fastened to the installation surface.

MAKE TRAX YOUR OWN

Evo-Lite has the capability to provide a level of customization that few other lighting suppliers can match. Make TRAX your own by specifying voltage, color temperature, IP Rating, LED pitch/placement, LED bar length/spacing/PCB material, wattage, and brightness. The best part is that no matter how you customize TRAX, it always maintains its UL Listing. Minimum order quantities apply.

TRAX SAMPLE PROGRAM

TRAX Array samples are available in every color option in both small 6" x 6" 5V samples and larger 24" x 24" samples. Use these to get familiar with the product and to test out forward facing materials.

NEOTERIC SOLUTIONS


Evo-Lite can help streamline your installation with custom prefabricated panel systems. Let us handle the details so that when TRAX shows up to the job site it is pre-cut, pre-mounted to a substrate, and ready to install. This value-added service ensures the job will get done right while minimizing the time needed to complete your project

LEARN MORE ABOUT TRAX

Head over to www.evo-lite.com to access detailed product information. Explore spec sheets, instruction manuals, inspiration images, product videos, and other product content on the TRAX Reticular Backlighting System.


SPECIFYING TRAX

Power supplies, controls, and other accessories are available. Please contact us for more details.




SINGLE COLOR WHITE

TRAX Single Color White (SCW) is available in 2700K, 3000K, 3500K, 4100K, and 5300K. Use it to accurately backlight standard single color white applications with a CRI up to 95+.




TUNABLE WHITE

Choose any color from relaxing 2700K warm white to energizing 6500K bright white with TRAX Tunable White (TW). Use it to pull out the most desirable hues in your forward-facing materials.



RGB+5300K WHITE

TRAX RGB + 5300K white (RGBW) is capable of rendering over 4 billion colors. Use it to introduce a new level of creativity to your backlighting projects with deeply-saturated color.



SCW WITH LENS

TRAX Single Color White With Lens (SCWWL) is a great option for use in flat applications. The 175° wide angle lens help create perfectly blended illumination.

SINGLE COLOR WHITE

| ITEM NUMBER | DESCRIPTION |
|-------------|-------------|
| TX1-24-27 | 2700K |
| TX1-24-30 | 3000K |
| TX1-24-35 | 3500K |
| TX1-24-41 | 4100K |
| TX1-24-53 | 5300K |

TUNABLE WHITE

| ITEM NUMBER | DESCRIPTION |
|-------------|---------------|
| TX1-24-TW | 2700K – 6500K |

DYNAMIC COLOR

| ITEM NUMBER | DESCRIPTION |
|-------------|-------------------|
| TX1-24-RGBW | RGB + 5300K White |

SINGLE COLOR WHITE WITH LENS

| ITEM NUMBER | DESCRIPTION |
|----------------|----------------------|
| TX1-24-27-L175 | 2700K with 175° lens |
| TX1-24-30-L175 | 3000K with 175° lens |
| TX1-24-35-L175 | 3500K with 175° lens |
| TX1-24-41-L175 | 4100K with 175° lens |
| TX1-24-53-L175 | 5300K with 175° lens |

ACCESSORIES (SOLD SEPARATELY)

| ITEM NUMBER | DESCRIPTION |
|----------------|--|
| TX1-BRC-STD-10 | 10mm bar retention clip (SCW, TW) |
| TX1-BRC-STD-15 | 15mm bar retention clip (SCWWL, RGBW) |
| TX1-M-RMK | Rail Mounting Kit (RMK) |
| TX-BRC-RMK-10 | 10mm bar retention clip for use with RMK (SCW, TW) |
| TX1-BRC-RMK-15 | 15mm bar retention clip for use with RMK (SCWWL, RGBW) |



EVO-LITE, LLC

6240 W 54TH AVE., ARVADA, CO 80002

MAIN PHONE: [303-996-2980](tel:303-996-2980)

TOLL FREE: [1-888-887-2980](tel:1-888-887-2980)

E-MAIL: info@Evo-Lite.com

URL: www.Evo-Lite.com

Follow us on social



TRAX® is a patented product of Evo-Lite, LLC.

For more information please visit www.evo-lite.com/patent

5-YEAR WARRANTY

This product comes with an advanced 5-year warranty. Please review *section 19 of Terms & Conditions of Sale* at evo-lite.com/legal-documents/#TermsSale

TERMS & CONDITIONS

By ordering from Evo-Lite, the purchaser agrees to all [Terms & Conditions](#).