

## Ski Alpine

# Product brochure

The innovative analysis and documentation system from Lymphik sets new standards both in time recording and in the evaluation possibilities. For the first time, the unique solution combines satellite technology and IoT (Internet of Things) for professional sports. This means that radio transmission is no longer necessary, as the high-precision data is transmitted directly via the cell phone network and analysed in the cloud. The results are immediately available live and in real time via mobile devices such as smartphones or tablets.

## Measurement



The CHRONOS central measuring unit can be used with a wide variety of sensors. Starting from light barriers and start bars for winter operation up to pressure plates for speed training in summer. CHRONOS is directly connected to the Lympik cloud system which makes the configuration of the devices very easy. Furthermore, NFC chips can be used to personalize results. The highly accurate timing is guaranteed by satellite technology.

Communication: **Cellular**  
Battery: **36 hours**  
(depending on sensor)

Weather resistant: **-20° bis 40° (IP67)**  
 Dimensions: **12,2 cm x 8,4 cm**



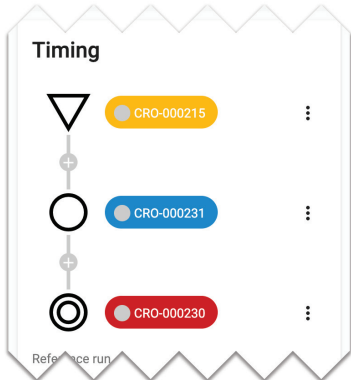
Each athlete can use one or more NFC chips with his profile. He identifies himself before the start at the CHRONOS device (reading distance approx. 5 cm). As soon as the athlete reaches the finish line his result is immediately available online via cell phone or tablet.



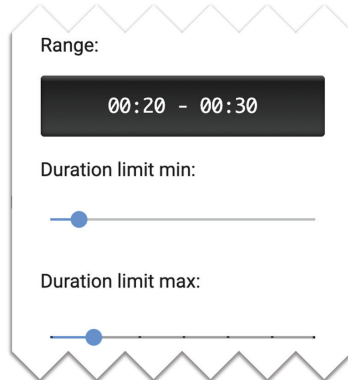
Infinitely variable height  
adjustable start bar



Light gate with 18m range.  
Reliable detection even with  
highly reflective material or  
bad weather conditions



As each CHRONOS can be used universally for start, intermediate time or finish, you have the possibility to compose a track via a mobile device.  
This can be done the day before in order not to lose any time on the training day.

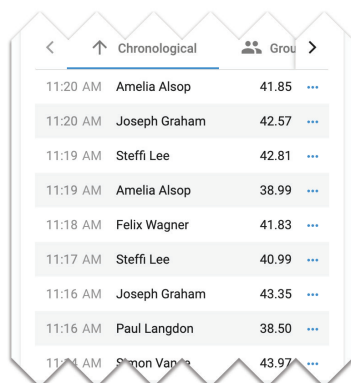


With the help of a reference time, you can avoid false triggers. You simply enter the minimum and maximum runtime. It can also be set separately for each split time.

# Ski Alpine

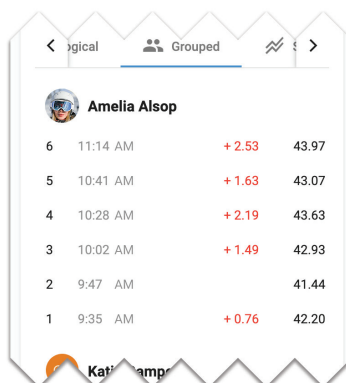
## Product brochure

### Evaluation



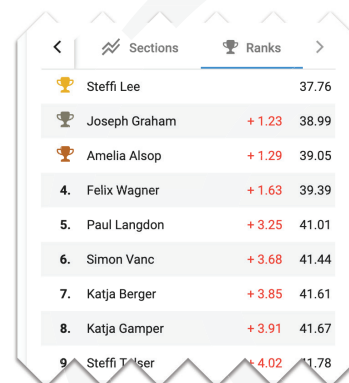
Chronological view of race results. The table shows a list of athletes with their names, times, and a three-dot menu icon for each entry.

11:20 AM	Amelia Alsop	41.85 ...
11:20 AM	Joseph Graham	42.57 ...
11:19 AM	Steffi Lee	42.81 ...
11:19 AM	Amelia Alsop	38.99 ...
11:18 AM	Felix Wagner	41.83 ...
11:17 AM	Steffi Lee	40.99 ...
11:16 AM	Joseph Graham	43.35 ...
11:16 AM	Paul Langdon	38.50 ...
11:14 AM	Simon Vanc	43.97 ...



Grouped view of race results for Amelia Alsop. The table shows her performance across six runs, including time, difference from best time, and total time.

6	11:14 AM	+2.53	43.97
5	10:41 AM	+1.63	43.07
4	10:28 AM	+2.19	43.63
3	10:02 AM	+1.49	42.93
2	9:47 AM		41.44
1	9:35 AM	+0.76	42.20

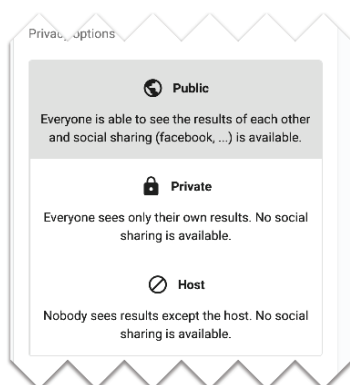


Ranks view of race results. The table shows the top 9 athletes with their names, times, and differences from the winner.

	Steffi Lee	37.76
	Joseph Graham	+1.23 38.99
	Amelia Alsop	+1.29 39.05
4.	Felix Wagner	+1.63 39.39
5.	Paul Langdon	+3.25 41.01
6.	Simon Vanc	+3.68 41.44
7.	Katja Berger	+3.85 41.61
8.	Katja Gamber	+3.91 41.67
9.	Steffi Tölser	+4.02 41.78

Several reportings are available for the analysis of the measured times. The chronological view gives an overview of the last times. Runs can also be marked as DNF (failed) or DSQ (disqualified).

The grouped view gives each athlete an overview of his runs including comparison to his best time.



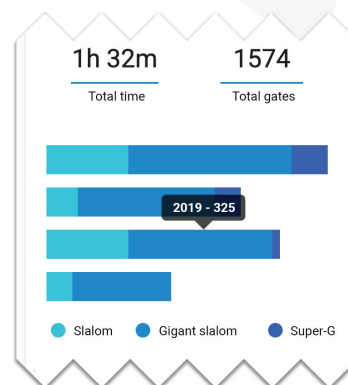
Privacy options form. It allows users to select the visibility of their results: Public, Private, or Host.

Privacy options

☒ Public  
Everyone is able to see the results of each other and social sharing (facebook, ...) is available.

☐ Private  
Everyone sees only their own results. No social sharing is available.

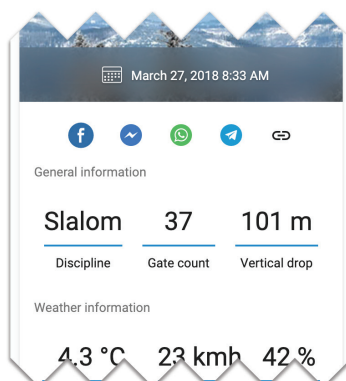
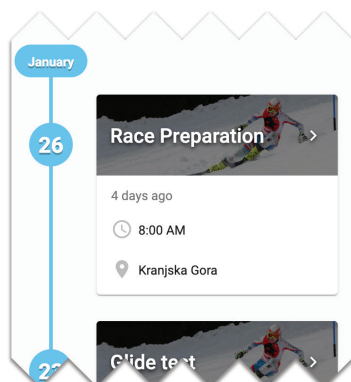
☐ Host  
Nobody sees results except the host. No social sharing is available.



The visibility of the results can be individually adapted to the needs of the training group.

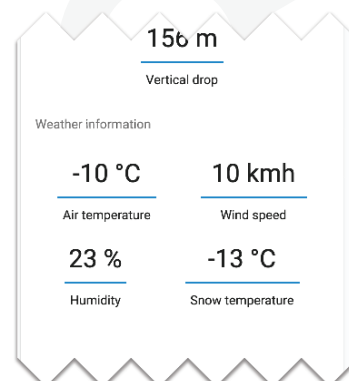
Each athlete will receive evaluations of the number of driven gates in the different disciplines.

### Documentation & Sharing



General information table. It shows the discipline (Slalom), gate count (37), and vertical drop (101 m).

March 27, 2018 8:33 AM		
Slalom	37	101 m
Discipline	Gate count	Vertical drop



Weather information table. It shows the air temperature (-10 °C), wind speed (10 kmh), humidity (23 %), and snow temperature (-13 °C).

156 m Vertical drop	
-10 °C	10 kmh
Air temperature	Wind speed
23 %	-13 °C
Humidity	Snow temperature

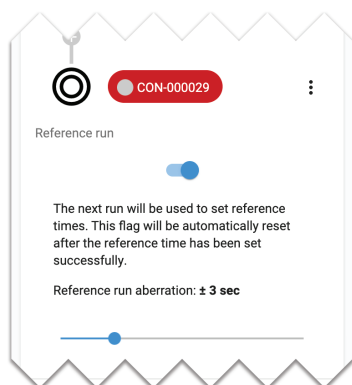
All training data is clearly divided into events. In each event additional information can be stored such as discipline and number of gates. Weather information and vertical drop are added automatically.

All results can be shared via WhatsApp or other social media channels with one click.

# Ski Alpine Premium

## Product brochure

The Premium Add-On for Alpine Skiing is the optimal way for advanced users to show maximum efficiency of their training. Starting with the simplified operation through reference runs up to the note function, extended evaluations and data export, this add-on leaves nothing to be desired.



The reference run is ideal if several intermediate times are in use or the runtime is difficult to estimate. The first run after activation is used to reference times for all sections to set. The specified deviation is taken into account.

Pl.	Anf.		14.
13:52	Jakob Wagner		34.58
13:36	Anonym		35.20
13:36	Anna Swoboda	Ski: Fischer 4, Schuh: R1	35.99
13:34	Herbert Knaus	Ski: Head2, Schuh: F2	33.48
13:32	Tom Kampichler		34.36
13:29	Markus Schmölz		34.31
13:27	Herbert Knaus	Ski: Fischer 3	34.41
13:26	Anonym		34.24
13:25	Anna Swoboda	Ski: Fischer 4, Schuh: R1	33.92

A note can be added to each run. This is perfect for adding equipment, feedback for the athlete or simply a name for guest athletes. This enables equipment tests on a small scale quickly and uncomplicated.

Lap	Section 1	Section 2	Section 3	Total
2. Herbert Knaus Ski: Head2, Schuh: F2	+0.38 8.17	+0.66 10.26	15.04	33.48
1. Anna Swoboda Ski: Fischer 4, Schuh: R1	7.79	+0.59 10.19	+0.89 15.93	+0.44 33.92
1. Anonym	+0.70 8.49	+0.14 9.74	+0.96 16.00	+0.76 34.24
1. Jakob Wagner	+0.58 8.37	+0.33 9.93	+1.01 16.05	+0.88 34.36
2. Anonym	+1.61 9.40	9.60	+1.15 16.19	+1.72 35.20
1. Markus Schmölz	+0.49 8.28	+0.18 9.78	+1.20 16.24	+0.83 34.31
1. Herbert Knaus Ski: Head2, Schuh: F2	+0.31 8.10	+0.34 9.94	+1.20 16.24	+0.81 34.29

The extended evaluation "Sections" gives the exact overview of which athlete won or lost how much in which section. Each section can be sorted separately to easily find out the section fastest athlete. This evaluation is ideal to identify strengths and weaknesses of athletes.

	A	B	C	D	E	F	G	H	I	J	K	L	M	N
1	Lap 1				00:07,79			00:09,74			00:15,93			00:33,92
2	14:27	Tom Kampichler	2	+0,23	00:08,02	3	+0,10	00:09,84	6	+0,61	00:16,54	6	+0,49	00:34,41
3	14:29	Markus Schmölz	4	+0,49	00:08,28	2	+0,04	00:09,78	4	+0,31	00:16,24	4	+0,39	00:34,31
4	14:25	Anna Swoboda	1		00:07,79	6	+0,45	00:10,19	1		00:15,93	1		00:33,92
5	14:23	Herbert Knaus	3	+0,31	00:08,10	5	+0,20	00:09,94	4	+0,31	00:16,24	3	+0,37	00:34,29
6	14:32	Felix Wagner	5	+0,58	00:08,37	4	+0,19	00:09,93	3	+0,12	00:16,05	5	+0,44	00:34,36
7	14:26	Anonym	6	+0,70	00:08,49	1		00:09,74	2	+0,07	00:16,00	2	+0,32	00:34,24
9	Lap 2				00:07,86			00:09,60			00:15,04			00:33,48
10	14:36	Anna Swoboda	3	+0,80	00:08,66	2	+0,21	00:09,81	4	+2,47	00:17,51	4	+2,51	00:35,99
11	14:34	Herbert Knaus	2	+0,31	00:08,17	4	+0,66	00:10,26	1		00:15,04	1		00:33,48
12	14:52	Felix Wagner	1		00:07,86	3	+0,65	00:10,25	3	+1,42	00:16,46	2	+1,10	00:34,24

All results can be exported to Excel with one click. This gives the possibility to use results in other systems.