

Welcome to

Three Tips for

**Designing and  
Delivering**

**Dynamite**

**Virtual Training**

Allison Horak | Instructor



# Agenda

---

1. Change is necessary
2. Variety is key
3. Community propels your class

“

What are **your**  
biggest challenges with  
designing and delivering  
virtual training?

# **Tip #1: Change is necessary**

(but doesn't have to be drastic)

---



# What has changed?

How you're delivering

Not everything in  
your original class  
translates well to  
virtual.

# Dynamics

You're no longer center-stage

But you still have to command attention and maintain control of class

How can you do that virtually?

1

Frequent breaks

---

2

Strategic activities

---

3

Slide design

---

The background features several vertical bamboo stalks in various shades of green, from light to dark. Some stalks have horizontal white lines representing nodes. Delicate bamboo leaves are scattered throughout the scene, some in the foreground and some in the background, creating a layered, naturalistic feel.

What happens if  
we don't change?

# **Tip #2: Variety is key**

---

1. Activities
2. Slide Design





# Vary your activities

Try something new; be adventurous and willing to experiment.

Explore the possibilities: What can you do now that you couldn't do before?

→ What will help the learners intake, process, and apply the information?

Caution: It's better to facilitate two activities really well than to do six different ones poorly.



# Enhance Your Slide Design



1

Embrace  
animation to  
keep  
attention

2


Ditch bullet  
points

3

Use a  
cohesive  
color scheme

4


Make your  
headlines  
work harder



# Compare these headlines



Survey Results




# Compare these headlines



Survey Results

---



Q4 complaints  
down by 37%!

---


**Tip #3:  
Community  
propels  
your class**

---



# How can I build community in a half-day class or one-hour webinar?

- 1 Address learners by name
- 2 Ask about their experiences
- 3 Acknowledge their comments



# Psychological safety

Learners want to feel safe asking questions and taking risks

Give learners a choice

- Whether to respond
- How to respond

Freely give applause and feedback

Be clear about what you're asking



Our next class is  
April 22-23.

**See you there!**

(Registration link in the Chat.)

Allison Horak