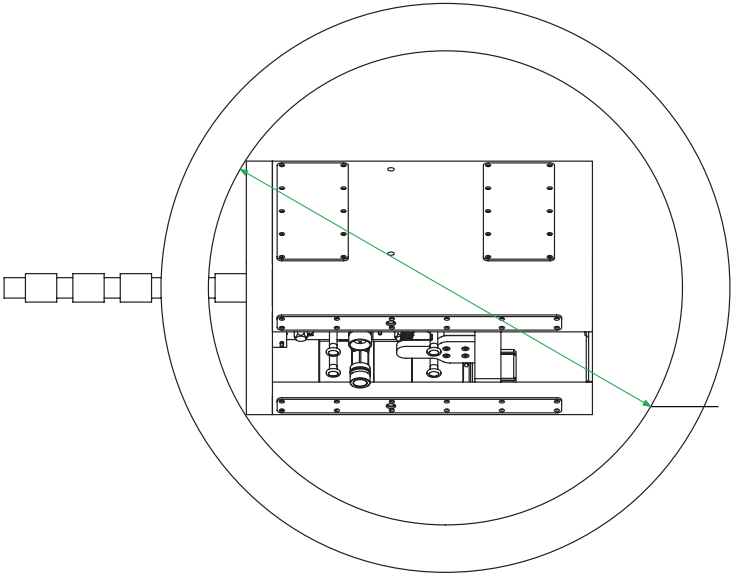
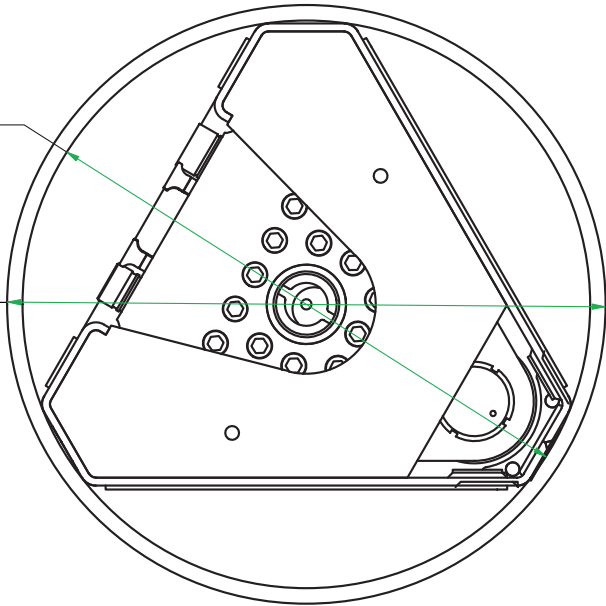


MAXI-T HYDRO-STATIC PIPEBURSTER

SPECIFICATIONS & DATA SHEET

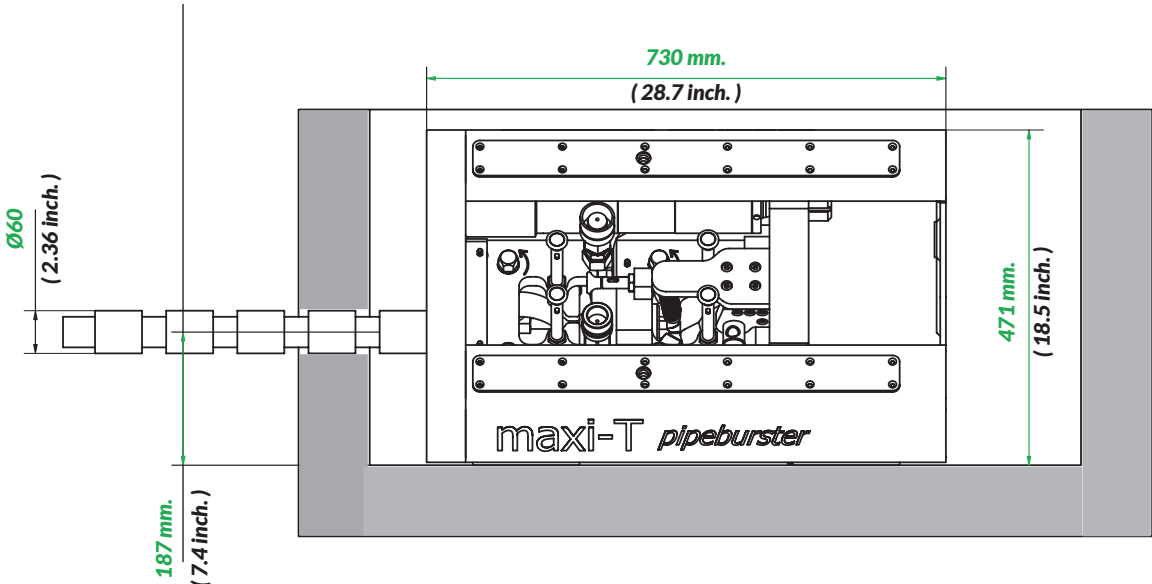
Maxi-T machine diameter **Ø574 mm.**
(**Ø22.6 inch.**)


Machine passes through **Ø600 mm.** shaft-entry
(**Ø23.6 inch.**)



1:1 illustration of Maxi-T machine positioned inside **Ø1000 mm.** service shaft
(**Ø39.4 inch.**)

Length and height of Maxi-T unit inside service shaft (side view).
Steel-rod exit level from bottom of service shaft: **187 mm. (7.4 inch.)**





Maxi-T

Hydro-static pipeburster with 60 metric tons of pulling power (134400 lbs.)

Hydraulic Power Pack

21 bhp. gasoline hydraulic Power Pack. Max. pressure 250 bar. (3625 psi.)

Specifications	Pulling unit	Power pack	Steel rods
Pulling force	60 metric tons (134400 lbs.)		
Measurements	73 x 54 x 58 cm. (28.7 x 21.3 x 22.8 inch.)	122 x 65 x 100 cm. (48.0 x 25.6 x 39.4 inch.)	Ø60 mm. x 0.33 meter (2.36 x 13.0 inch.)
Weight	380 kg. (838 lbs.)	250 kg. (550 lbs.)	2.90 kg. (12.7 lbs.)
Engine		Vanguard Petrol air-cooled 22 bhp. / 16.40 kW. Electrical start, 4-stroke Fuel cap. 20 ltr. (4.4 gal.) Fuel consumption: 4 ltr. / hr. (0.9 gal. /hr.)	
Hydraulic system	3 cylinders	Max. 250 bar. (3625 psi.) Variable pump flow: 18 ltr. / min. (2500 rpm.) (3.95 gal. / min.) Hydraulic oil cap. 60 ltr. (13.2 gal.)	
Operational speed	Up to 0.6 meter. / min. (2 ft. / min.) Cylinder stroke: 11 cm. (4.3 inch.)		
Operational range, Existing pipe diameter	Ø80 mm. → Ø400 mm. (3.0 → 16 inch.)		