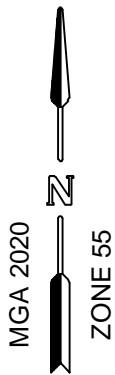
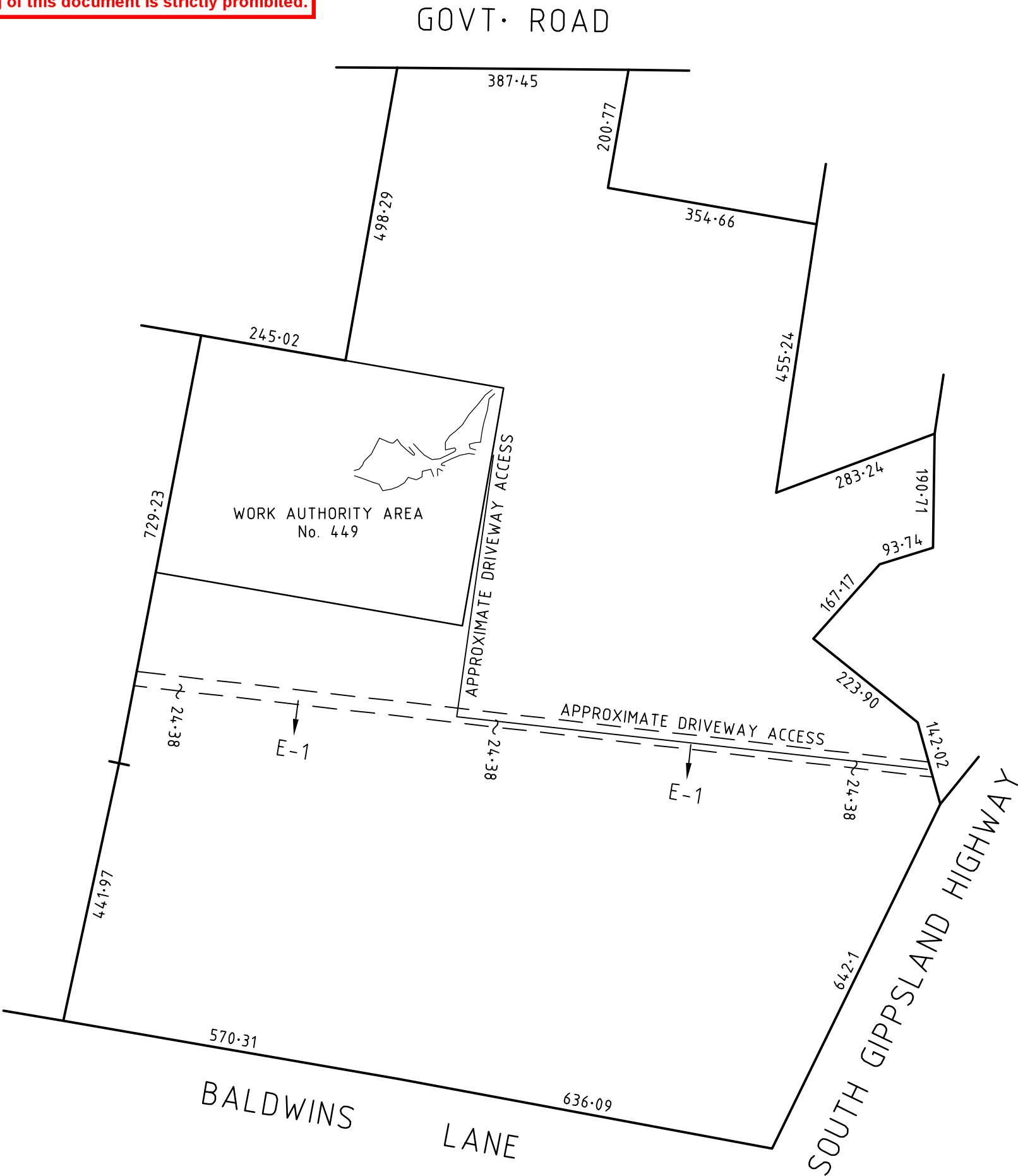


LOCATION PLAN



This document has been copied and made available for the purpose of the planning process as set out in the Planning and Environment Act 1987. The information must not be used for any other purpose.

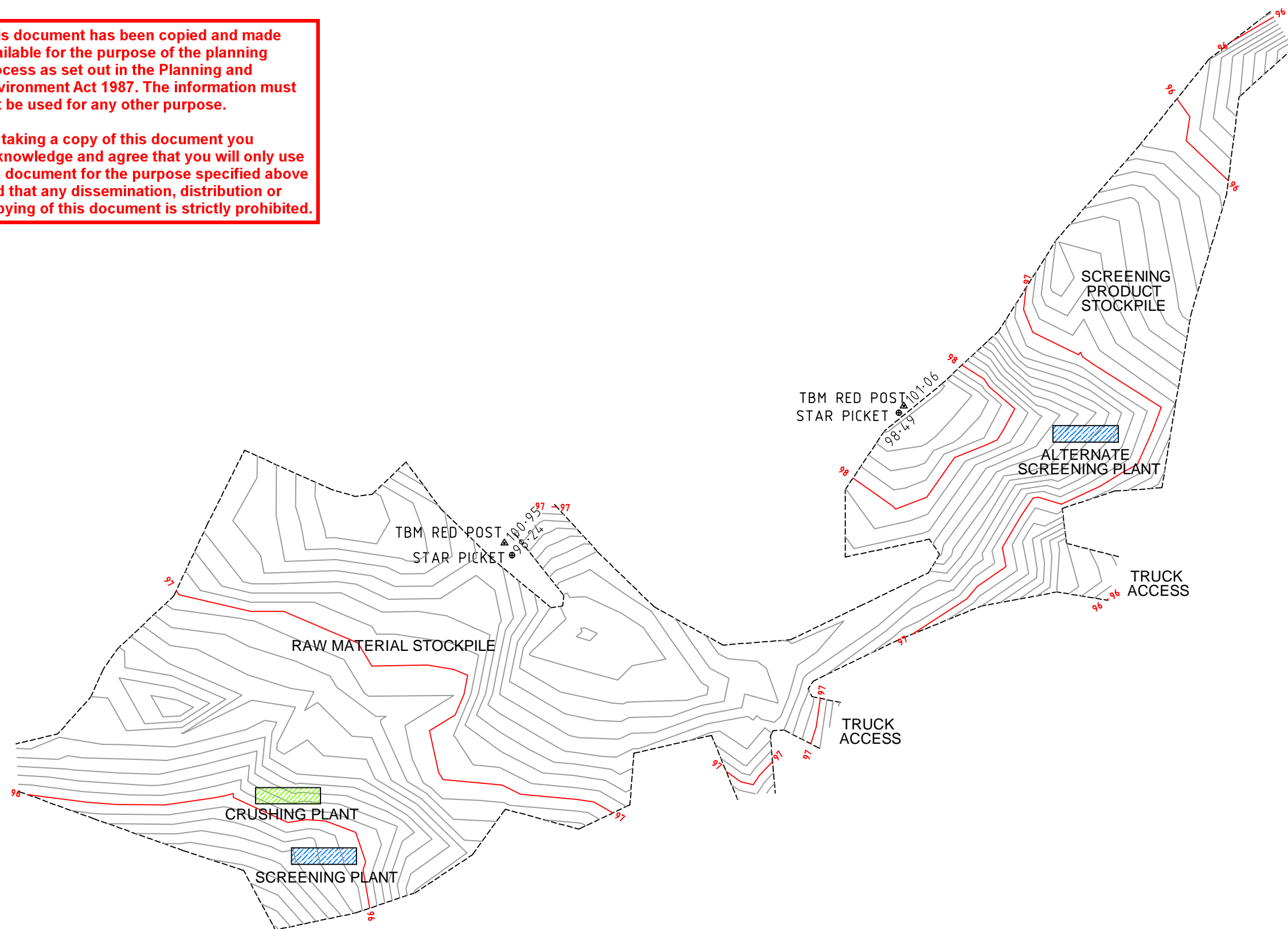
By taking a copy of this document you acknowledge and agree that you will only use the document for the purpose specified above and that any dissemination, distribution or copying of this document is strictly prohibited.



E-1 PIPELINE EASEMENT

This document has been copied and made available for the purpose of the planning process as set out in the Planning and Environment Act 1987. The information must not be used for any other purpose.

By taking a copy of this document you acknowledge and agree that you will only use the document for the purpose specified above and that any dissemination, distribution or copying of this document is strictly prohibited.



Beveridge Williams
 development & environment consultants

Sale ph : 03 5144 3877

www.beveridgewilliams.com.au

SURVEYORS REF. 2101435
 ORIGINAL SHEET SIZE A3
 VERSION A
 SURVEYOR: B.W. CHECKED: J.J.
 DRAWN: B.W. DATE: 23/06/21

SCALE 1:800
 0 8 16 24 32
 LENGTHS ARE IN METRES

NOTATIONS:

SITE PLAN

MACALISTER EARTHMOVING
 6023 SOUTH GIPPSLAND HIGHWAY
 LONGFORD, VIC. 3851