

nus

Alcohol

Impact

Students and alcohol survey - National

Research into higher education students' relationship with alcohol

2016-17



51%

Before going to university over half of young people surveyed thought that students got drunk most of the time.




54%

Just over half of students regularly drink at home or a friends' house before they go out for the night.

Half of students drink alcohol at least once a week.

50%

40% Nearly half of students think getting drunk means they'll have a good night out.




79% of students agree that drinking and getting drunk is part of university culture.

But...

Over three quarters of students say they don't have to get drunk to have a good night out.

79%



www.nus.org.uk/alcoholimpact

nus
Alcohol
Impact

Contents

1.	Introduction Objective, methodology and survey details	3
2.	The respondents	5
3.	Patterns and practices of alcohol consumption	8
4.	Perceptions of alcohol consumption on campus	17
5.	Impacts of alcohol consumption	20
6.	Reducing impacts through responsible consumption	24

1. Introduction | Objective, methodology and survey details

This report presents research completed as part of NUS' Alcohol Impact programme. The programme is a whole-institution approach to responsible consumption of alcohol by students, involving action by local partnerships of students' unions, universities and community organisations. The programme includes an annual survey, designed to identify students' relationship with alcohol at participating institutions as well as providing a means for understanding changes in attitudes and behaviours.

Alongside the data gathered from students studying at institutions participating in Alcohol Impact, in 2016-17 data was also collected from students studying at other institutions across the UK through NUS' database of Extra cardholders. A total of 2004 responses were collected.

Within the sample, female respondents were over-represented in comparison with figures gathered by the Higher Education Statistics Agency across the full Higher Education student population. The initial gender split was 65% female and 34% male. The figures presented in this report have been adjusted to down-weight female response and up-weight male responses to match the HESA figures.

When reading the results, it is worth bearing in mind the characteristics of the respondents, outlined in the following chapter.

This report

This report presents the findings from the survey in the following areas:

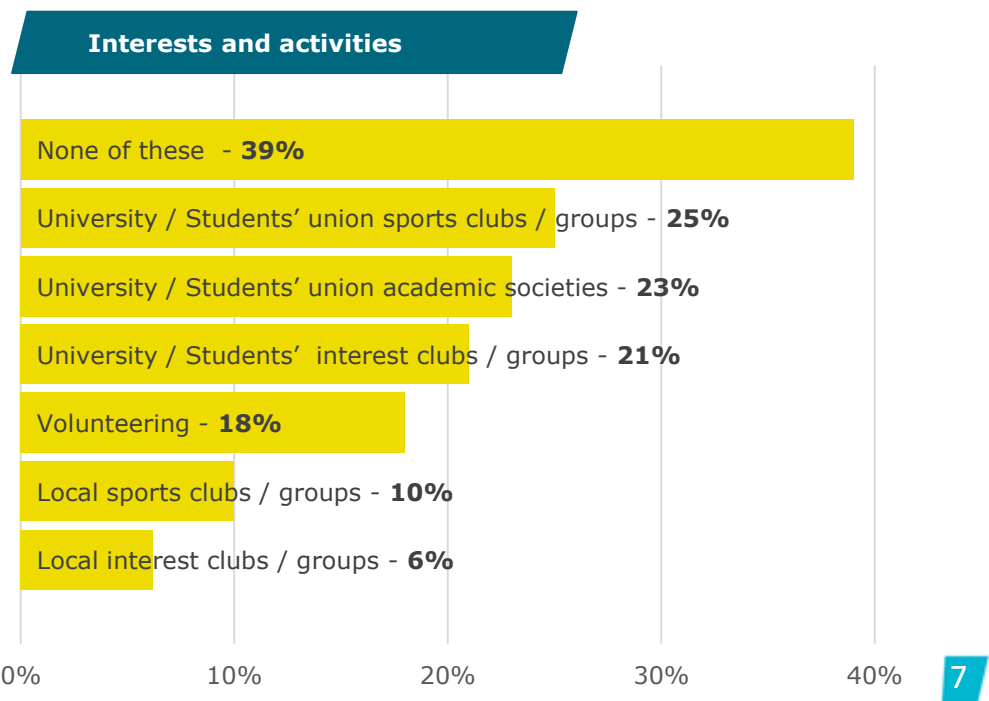
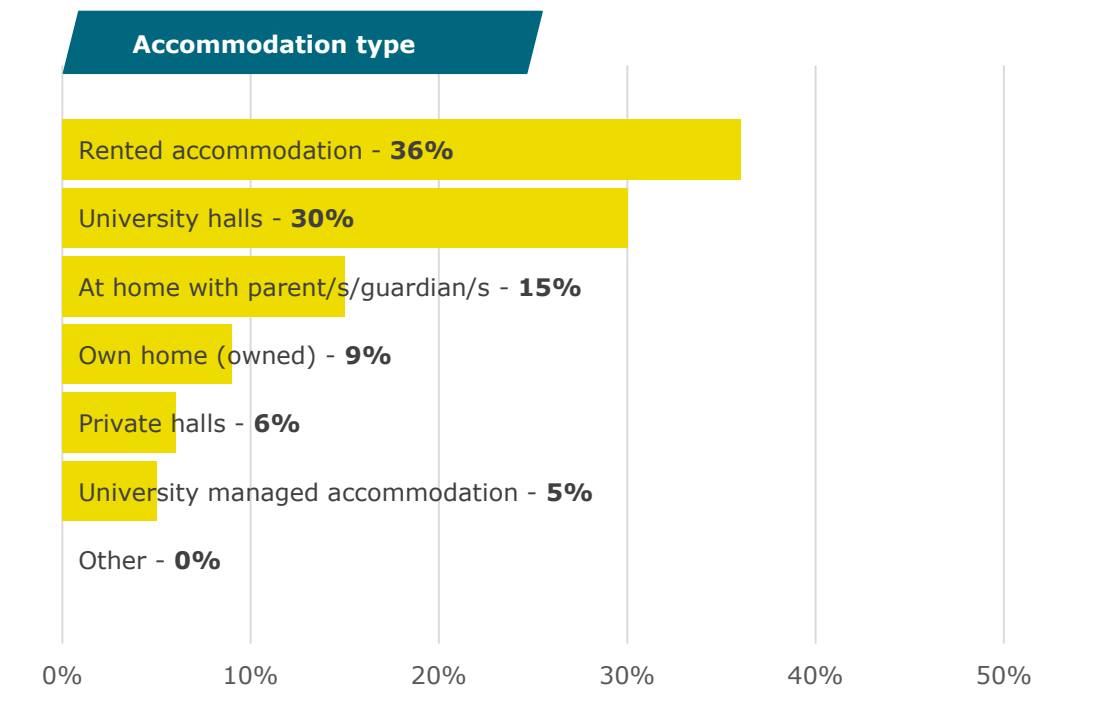
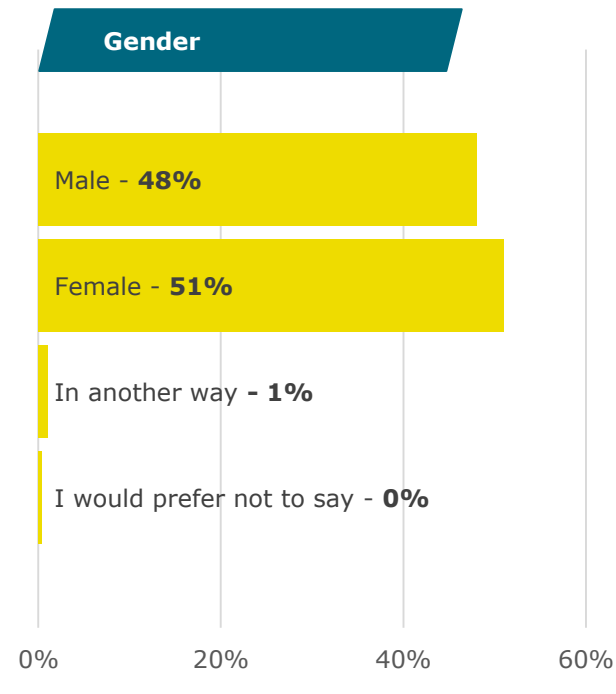
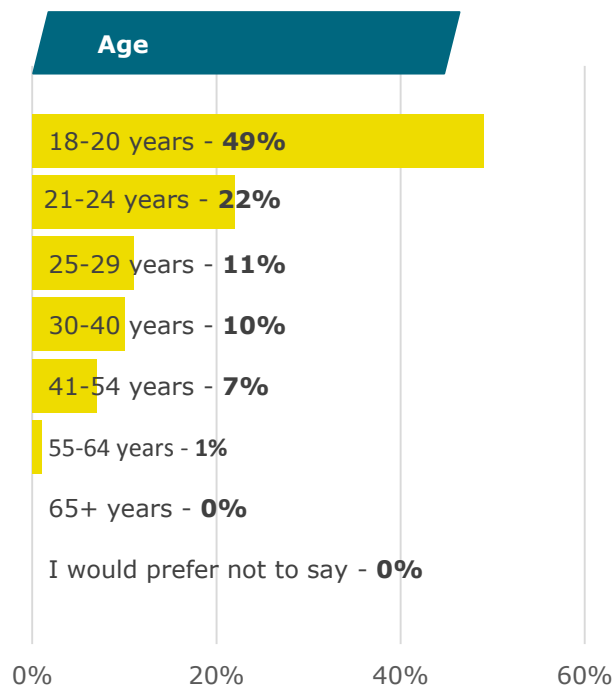

- Patterns and practices of alcohol consumption;
- Perceptions of alcohol consumption on campus;
- Impacts of alcohol consumption; and
- Reducing impacts through responsible consumption.

About Alcohol Impact

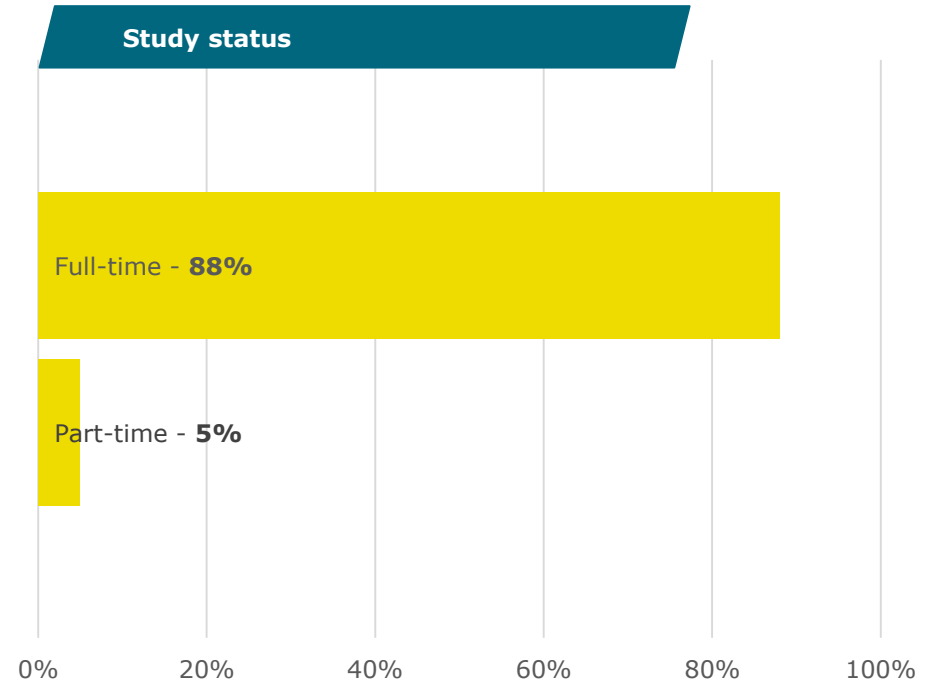
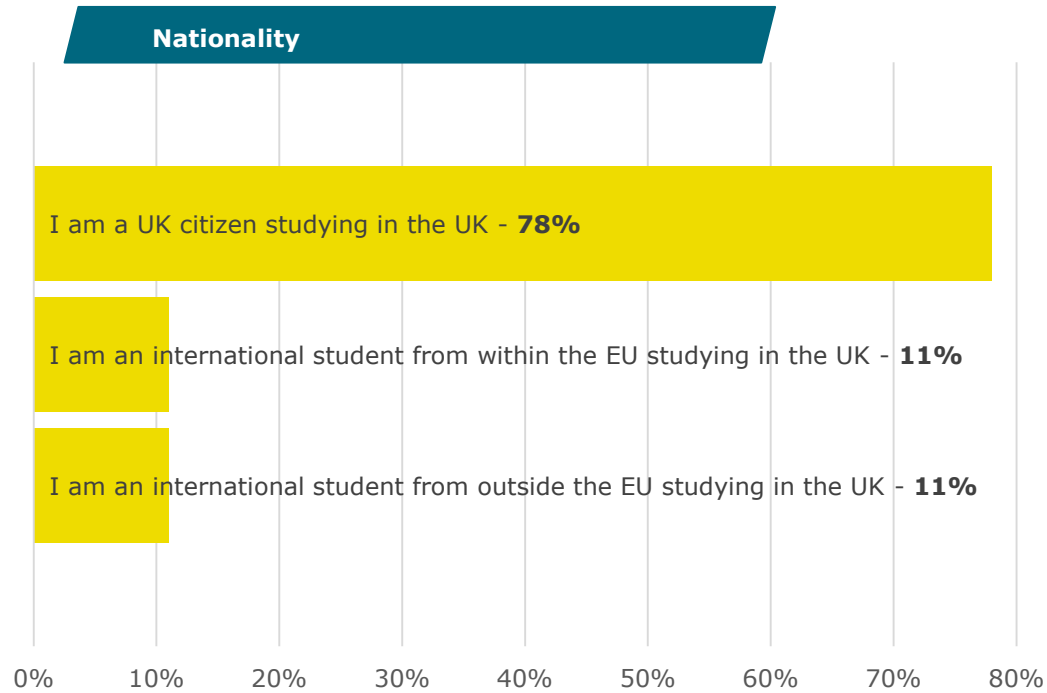
Alcohol Impact, managed and delivered by NUS, is a whole-institution approach to responsible consumption of alcohol by students. It is a strategic framework and supported accreditation mark designed to bring the students' union and its partner institution together to create the conditions for a social norm of responsible alcohol consumption. The programme offers a mix of an innovative, institution-wide behaviour change approaches and interventions encompassing policy, procedure, campaigns, retailing, and accommodation. To achieve this, the programme encourages strong links with local stakeholders, extending the potential for impact and legacy. These approaches form the basis of the strategic framework for action, with achievements in these areas resulting in accreditation. For further information about Alcohol Impact please visit: alcoholimpact.nus.org.uk

2. The respondents

Respondent demographics

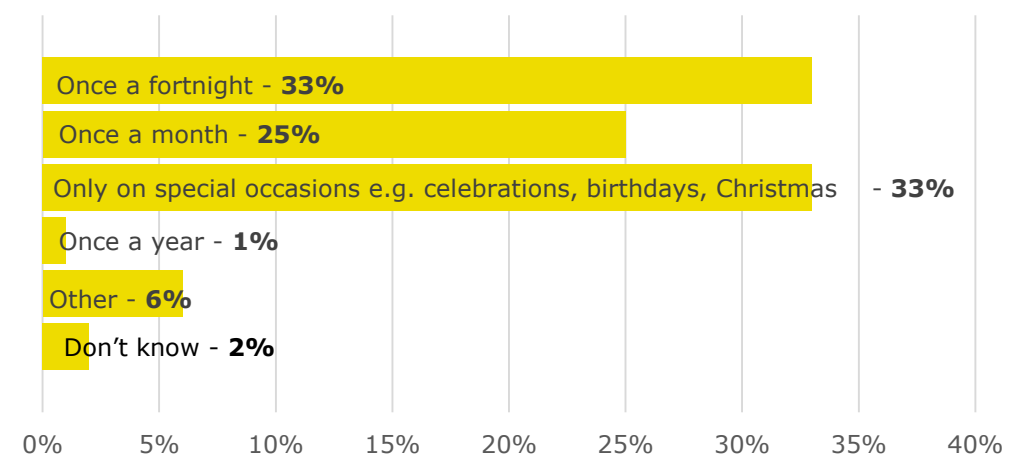
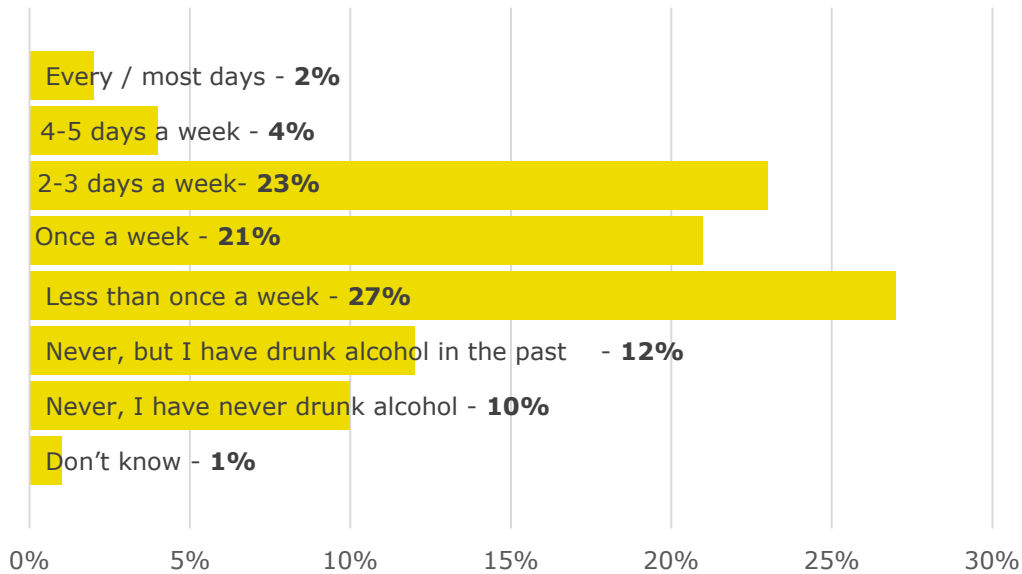


Respondent demographics



3. Patterns and practices of alcohol consumption

How often are students drinking?



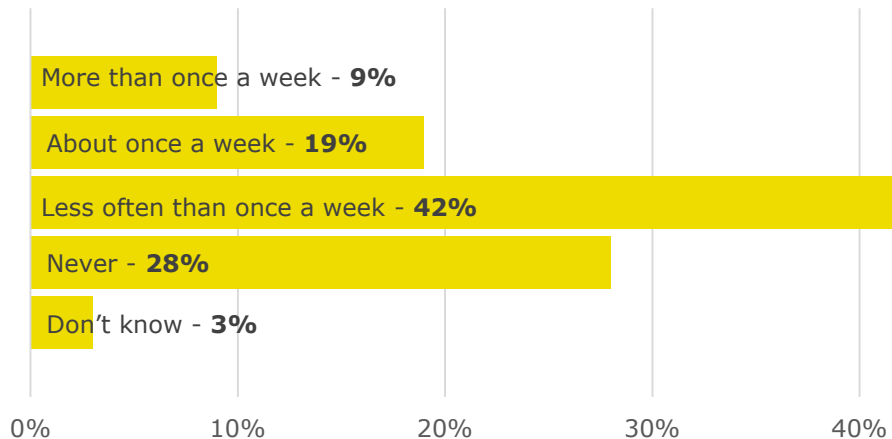
Q. How often, if at all, do you drink alcohol? Base: 2004 Balance: No response

Respondents most commonly reported drinking alcohol 2-3 days a week (23%, n=465) and in total half report drinking alcohol at least once a week (50%, n=1008).

Of those respondents who reported drinking less often than once a week a third said they drank once a fortnight (33%, n=179) and the same proportion said they only drink on special occasions such as birthdays and Christmas (33%, n=179).

Q. You said that you drink alcohol less often than once a week... Base: 540 Balance: No response

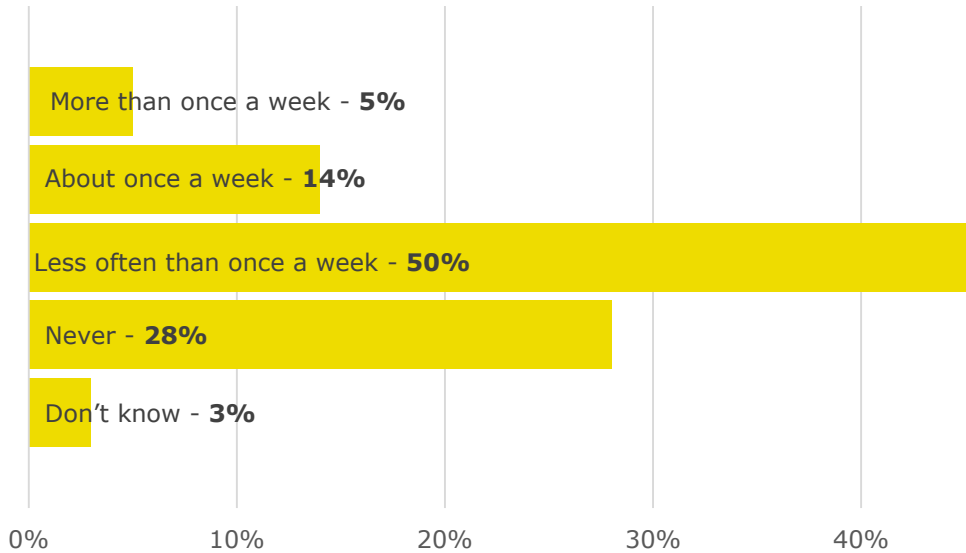
How often are students getting drunk?



Respondents most commonly report drinking to get drunk less often than once per week (42%, n=652). A fifth of respondents report drinking alcohol with the deliberate intention of getting drunk at least once per week (28%, n=443). 9% report purposefully drinking to get drunk more than once per week (n=146). A quarter (28%, n=435) say they never drink intending to get drunk.

Q. Approximately how often do you drink alcohol with the intention of getting drunk? Base:1570 Balance: No response and non-drinkers

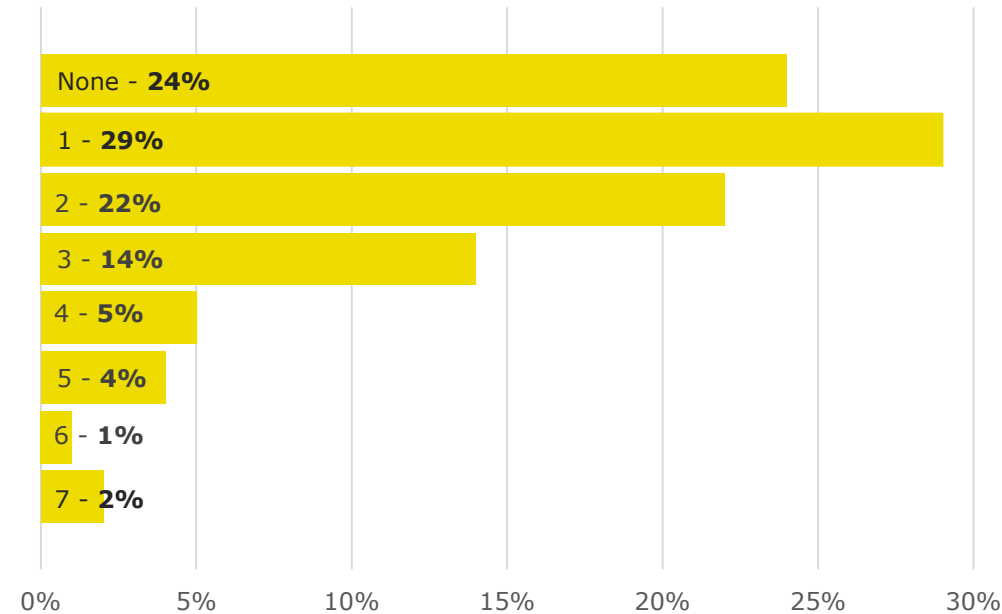
How often are students getting drunk?



Almost 2 in 10 (19%, n=296) of respondents report drinking without the intention of getting drunk but end up getting drunk anyway at least once a week.

Q. And approximately how often do you drink alcohol, not necessarily with the intention of getting drunk, but end up getting drunk anyway?
Base: 1566 Balance: No response

How often are students drinking?



A quarter of respondents (24%) said they had not had alcohol in the last 7 days (n=370)

Amongst those who had drunk alcohol in the last week respondents most commonly reported drinking alcohol on only 1 day (29%, n=450) and in total half report drinking alcohol on only 1 or 2 days in the past week (51%, n=801).

What are students drinking, and how much?

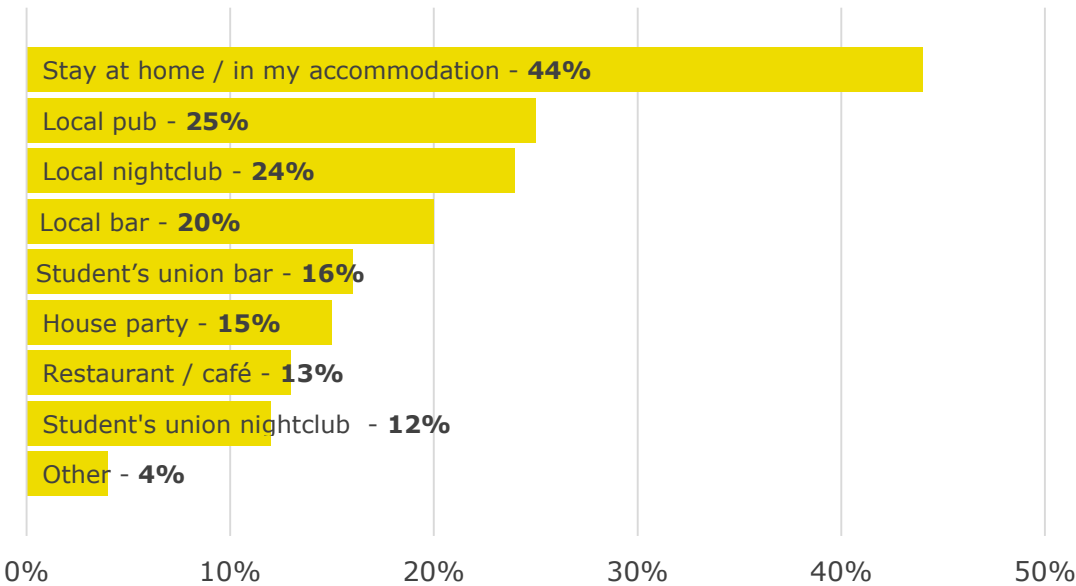
Respondents show a preference for drinking beer / lager and spirits. The most commonly reported drink being consumed in the week prior to completing the survey is single measures of spirits.

Type of drink	Average number of drinks consumed in the 7 days prior to survey completion per type of drink	Average number of units consumed in the 7 days prior to survey completion per type of drink
Bottles of regular strength beer, bitter, lager or cider (e.g. Carling or Bulmers, ~1 unit)	1.0	1.0
Pints of regular strength beer, bitter, lager or cider (e.g. Carling or Bulmers, ~2 units)	1.1	2.1
Bottles of strong beer, bitter, lager or cider (e.g. Stella Artois or Scrumpy Jack, ~1.7 units)	0.3	0.5
Pints of strong beer, bitter, lager or cider (e.g. Stella Artois or Scrumpy Jack, ~3 units)	1	0.2
Small glasses of wine (125ml, ~1.5 units)	0.4	0.4
Medium glasses of wine (175ml, ~2.1 units)	0.4	0.9
Large glasses of wine (250ml, ~3 units)	0.7	2.0
Glasses of fortified wine or vermouth (e.g. sherry or port (not wine), ~1 unit)	0	0
Single measures of spirits or liqueur such as whisky, gin, vodka, etc. (with mixer or without i.e. shots, ~1 unit)	1.4	1.4
Double measures of spirits or liqueur such as whisky, gin, vodka, etc. (with mixer or without i.e. shots, ~2 units)	1.2	1.2
Bottles of pre-mixed drinks such as Bacardi Breezer, Smirnoff Ice, WKD etc (~1.5 units)	0.3	0.3
<i>Total average drinks consumed in 7 days prior to survey completion per person</i>	<i>7.0</i>	
<i>Total average units consumed in 7 days prior to survey completion per person</i>		<i>10.8</i>

Q. And still thinking about the last 7 days, how many of each of these types of drink have you consumed, either at home or elsewhere?

Balance: no response, not asked of those who said they have never drunk alcohol or if they have it was in the past, excludes those who indicated they had not drunk in the 7 days prior to survey completion

Pre-drinking



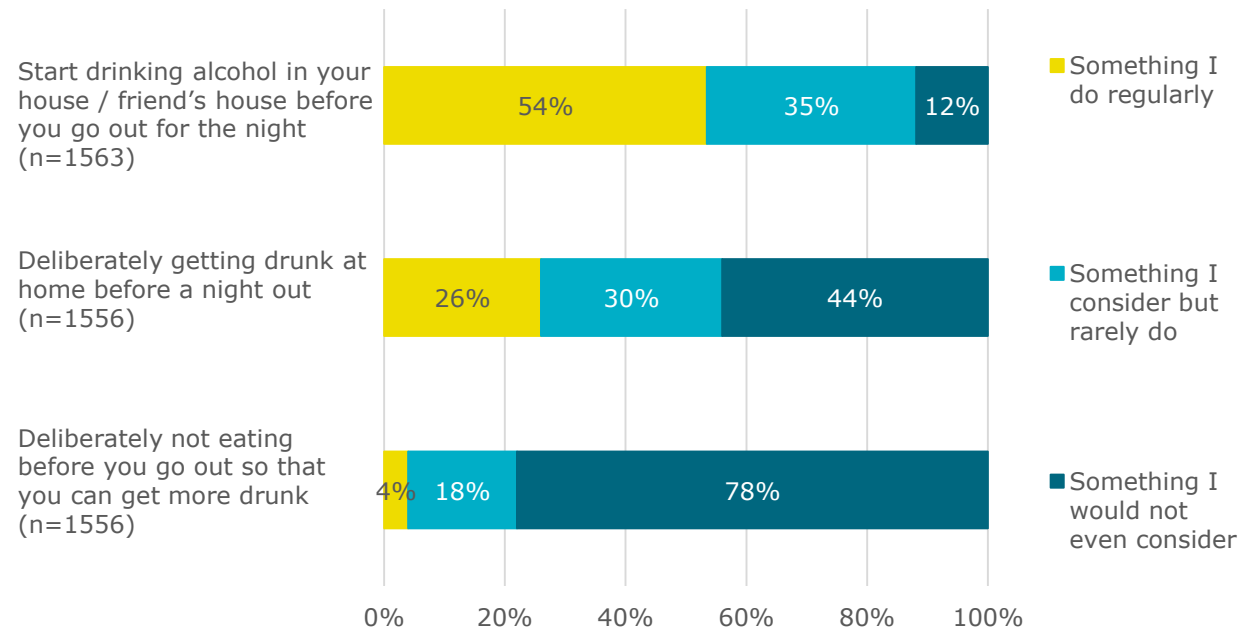
Looking at where students are drinking once a week or more often, the most common location is at home / in their accommodation (44%, n=685). A quarter of respondents report regularly visiting a local pub (25%, n=385) and a local nightclub (24%, n=366).

Respondents are less likely to visit their students' union venues (e.g. 16% visit their students' union bar once a week or more, n=240 and 12% visit a SU nightclub at least once a week, n=176).

Q. If you are drinking, how often do you tend to drink in each of the following places? Base: c.1535 Balance: No response and non-drinkers

Over half of respondents say they regularly start drinking alcohol in their own or friends house before going out for a night (54%, n= 838) and a quarter (26%) say they regularly deliberately get drunk at home before a night out (n=408).

3 in 4 (78%) would never consider not eating before going out so they can get drunk quicker (n=1215).

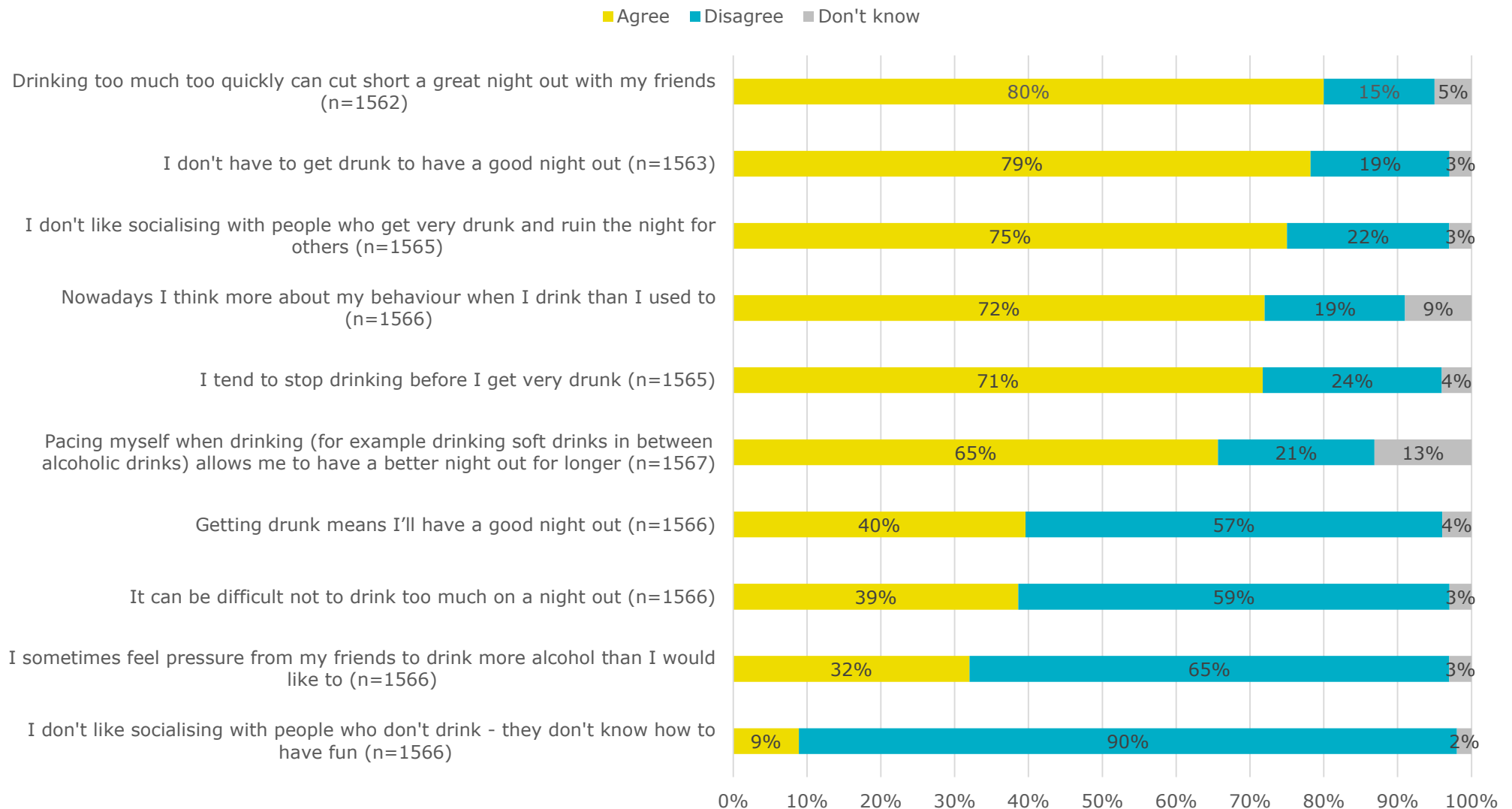


Q. Do any of the following describe your drinking behaviour? Base: (in brackets) Balance: No response and non-drinkers

Drinking attitudes and behaviours

Respondents are most likely to agree that that drinking too much can cut short a great night out with friends and that they don't have to get drunk to have a good night out (80%, n=1243 and 79%,n=1234 respectively).

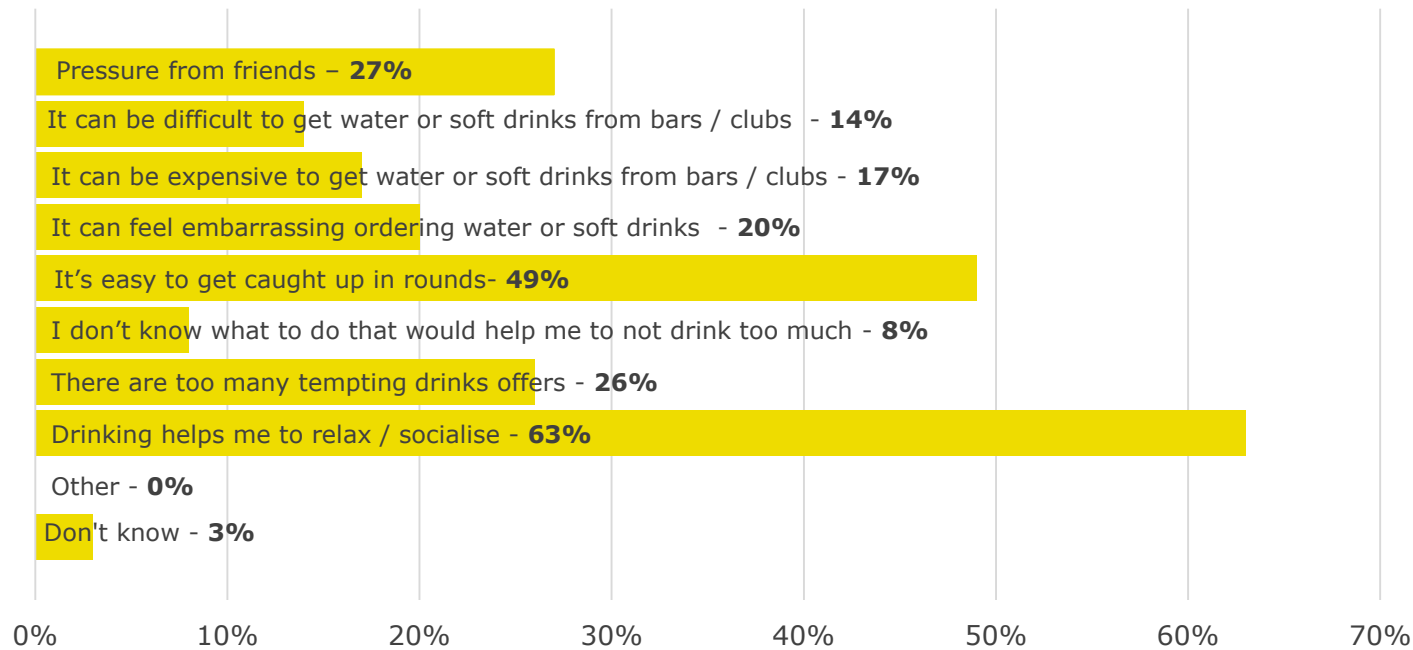
3 in 4 (n=1178) agree they don't like socialising with people who get very drunk. Similar proportions say they think about their behaviour more nowadays than they used to (72%, n=1126) and tend to stop drinking before they get very drunk (71%, n=1117). Only 1 in 10 say they don't like socialising with non drinkers (n=143).



Q. To what extent, if at all, do you agree or disagree with the following statements?

Base: (in brackets) Balance: No response

Why is it difficult not to drink too much?



Two in three (63%) say that drinking helps them to relax/socialise (n=361).

Half of respondents (49%, n=283) say it is difficult not to drink too much when you easily get caught up in buying rounds. Pressure from friends (27%, n=156) and too many tempting drinks offers (26%, n=151) are other reasons for saying they can drink too much on a night out.

Q. You agreed it can be difficult not to drink too much on a night out - why do you think that?

Base: 577 Balance: No response, those who disagree it can be difficult not to drink too much and non-drinkers

Drinking games and buying drinks

25% (n=382) report taking part in drinking games either most or every time they drink alcohol.

A fifth say they take advantage of drink offers such as happy hours (21%, n=325) or buy larger measures of alcohol because they're on offer (21%, n=329).

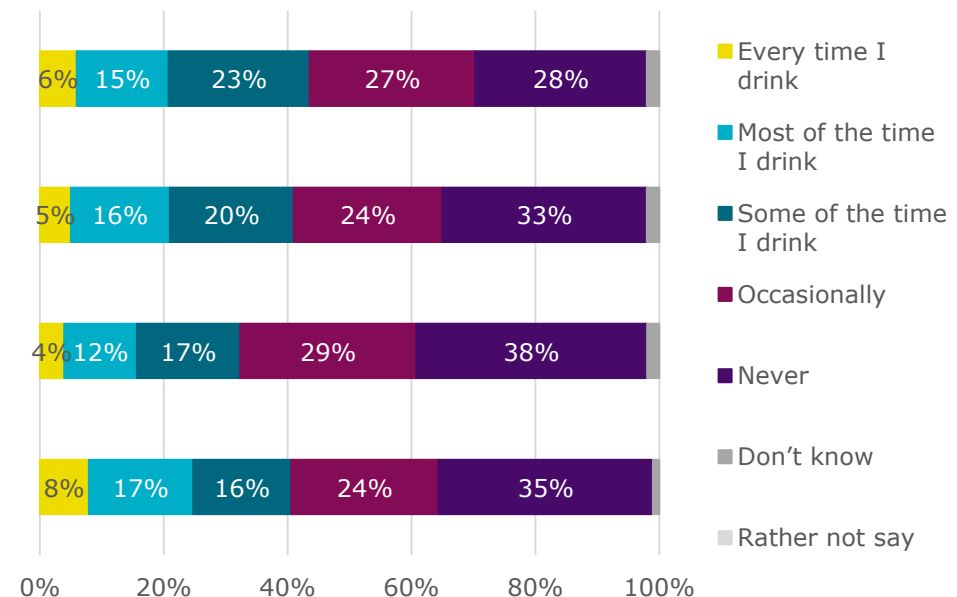
The practice of purchasing drinks in rounds is common to 16% of respondents (n=239) who report buying alcoholic drinks in this way every time or most times they drink.

Taken advantage of drink offers such as happy hours (n=1564)

Bought larger measures of alcohol because they are on offer (n=1567)

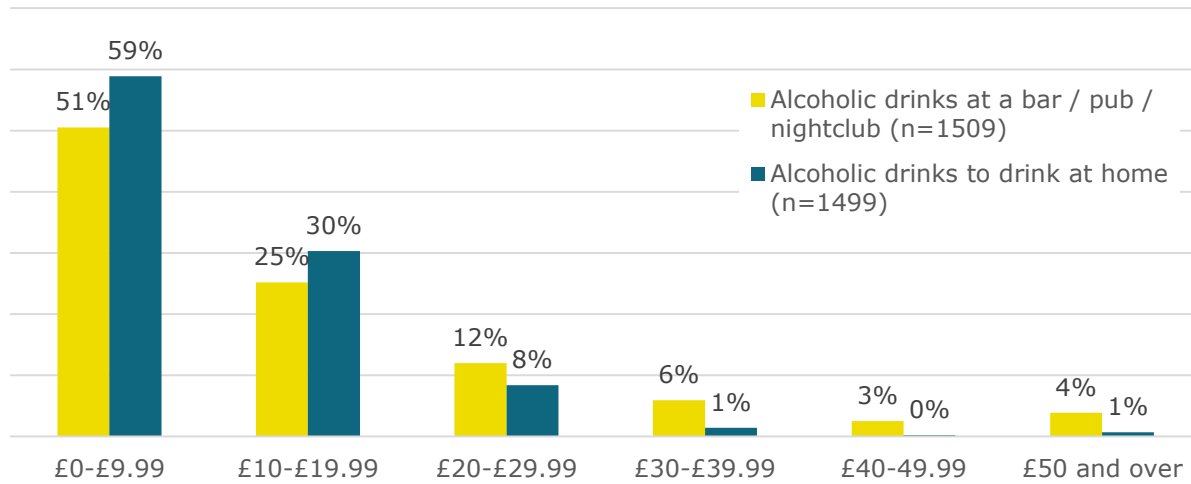
Purchased alcoholic drinks in rounds (n=1564)

Taken part in drinking games (n=1570)



Q. Thinking about your time at university within the last term, please tell us how often you did each of the following. Base: (in brackets) Balance: No response and non-drinkers

Spending on alcohol



Q. In a typical week, how much do you spend on the following items?

Base: (in brackets) Balance: No response and non-drinkers

Respondents were asked to provide an approximate figure for their spending on alcohol, both to drink at home and whilst at bars, pubs and nightclubs per week.

In both categories, spending up to £9.99 is the most commonly reported spend on alcohol in a typical week (59%, n=884) report spending this amount on drinking alcohol at home, and 51% (n=762) report spending this amount at bars, pubs or nightclubs). It is worth considering the 'volume' of alcohol that this spend might translate to in the different contexts when reading these results.

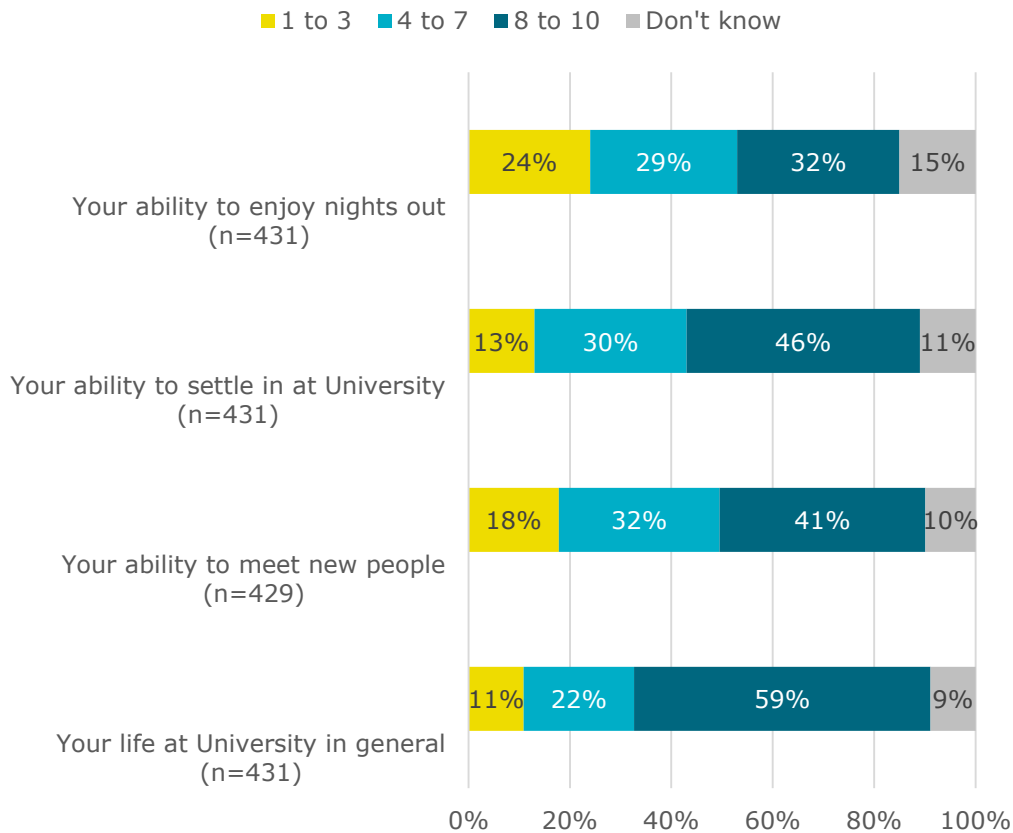
In a typical week the average amount spent on alcoholic drinks in a bar or nightclub is £13.03 and when buying drinks to have at home the average spend is £8.69.

Non-drinkers

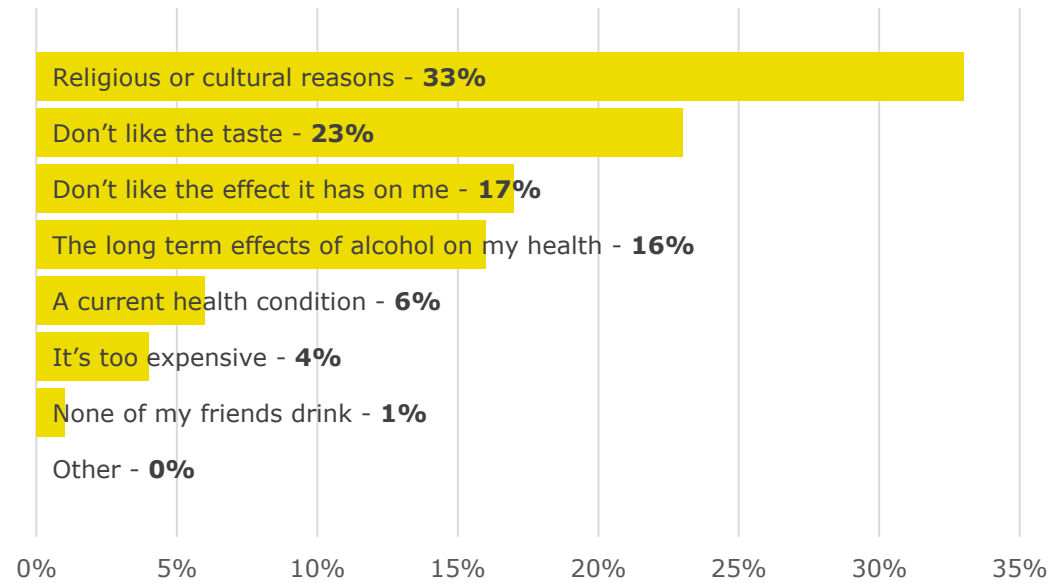
A third (33%, n=124) of non drinkers say they don't drink because of religious or cultural reasons. 1 in 4 (n=86) don't drink alcohol because they don't like the taste of it.

6 in 10 non drinkers (59%, n=252) feel that not drinking impacts positively on their life at university in general. Not drinking impacts most on their ability to enjoy nights out (24%, n=105).

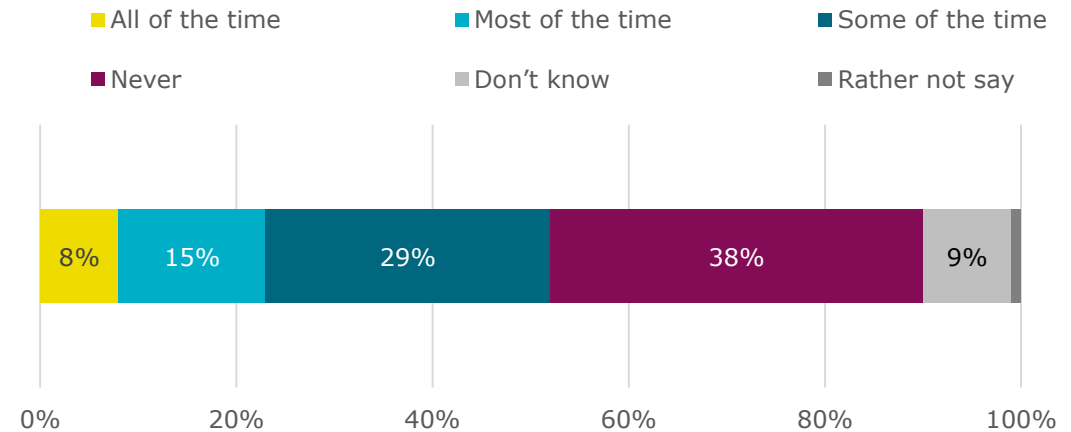
4 in 10 (38%, n=165) said they never felt under pressure to have a drink with friends they socialise with.



Q. On a scale of 0 to 10 where 0 = a very negative impact and 10 = a very positive impact, how do you think that not drinking alcohol has impacted on the following? Base: (in brackets) Balance: No response



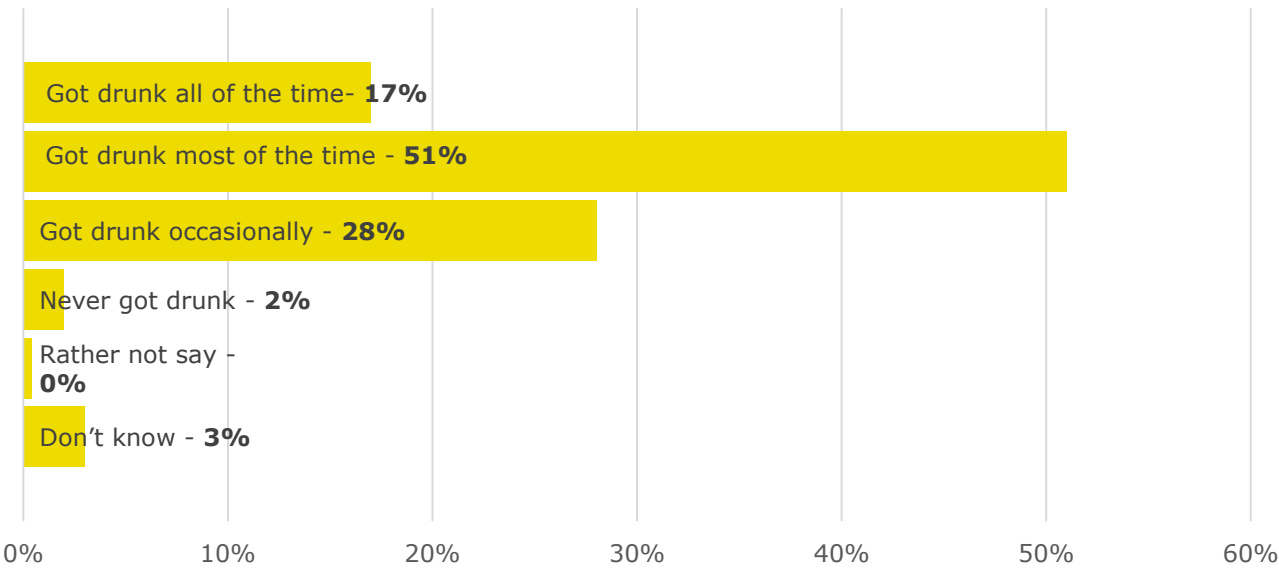
Q. What would you say is your main reason for not drinking, or stopping drinking, alcohol? Base: 377 Balance: No response



Q. Thinking about your most recent university term, when you were socialising with other students, how often did you feel that your friends expected you to drink alcohol? Base: 430 Balance: No response

4. Perceptions of alcohol consumption on campus

Pre-university perceptions



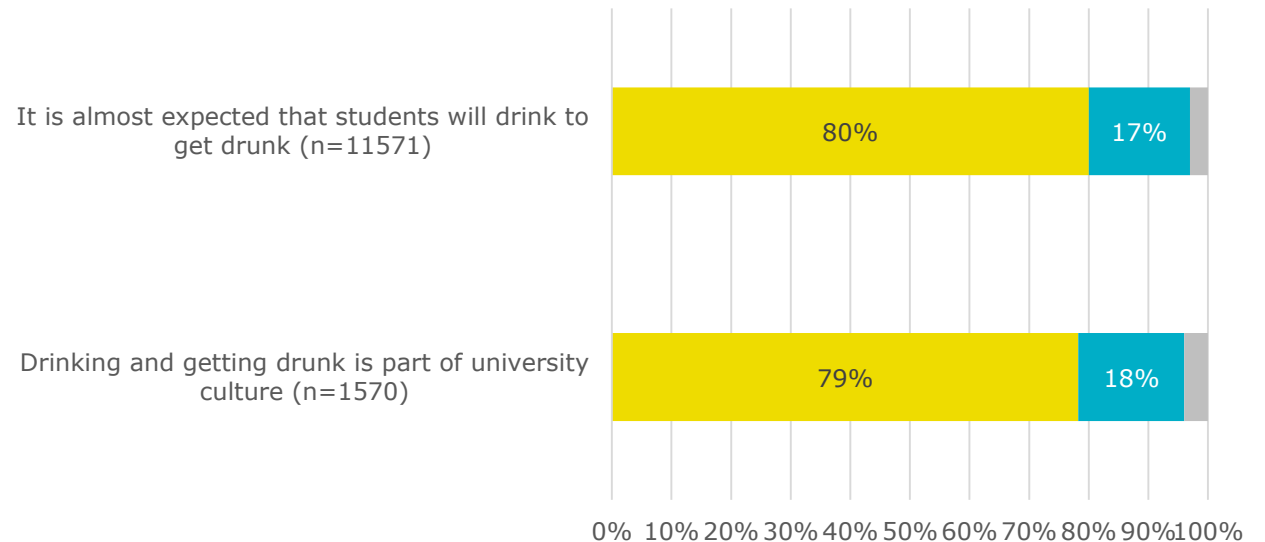
Half of respondents report that prior to starting university they believed that students got drunk most of the time (51%, n=799).

Q. Please select the phrase which best describes your perceptions: Before arriving at University did you believe that students... Base: 1570 Balance: No response and non-drinkers

Experiences at university

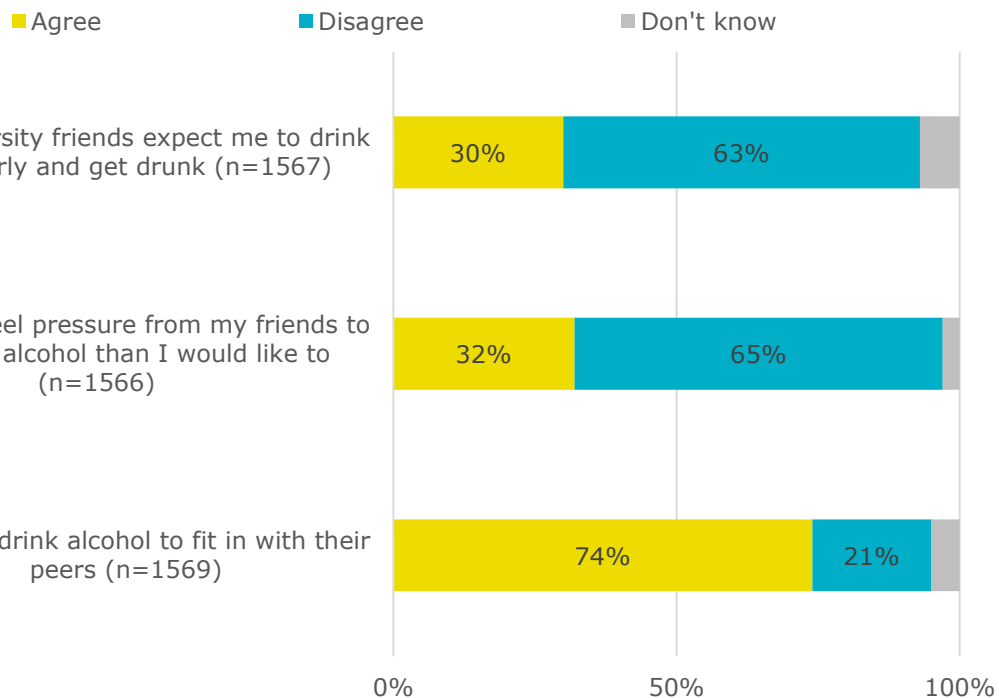
The vast majority of respondents agreed to some extent that drinking and getting drunk is part of university culture (e.g. 79%, n=1240). Similarly, respondents report that it is expected that students will drink to get drunk (80%, n=1263).

■ Agree ■ Disagree ■ Don't know



Q. Thinking specifically about drinking alcohol at university, how much do you agree or disagree with the following statements? Base: (in brackets) Balance: No response and non-drinkers

Peers and drinking



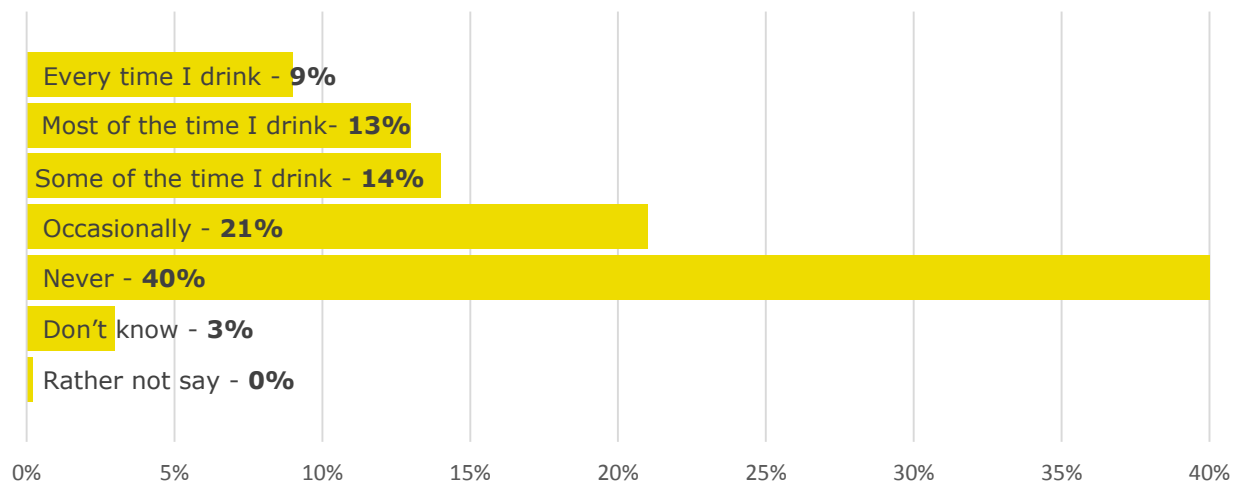
Three quarters of respondents agreed that students drink alcohol to fit in with their peers (74%, n=1155).

A third (32%, n=506) say they sometimes feel under pressure from friends to drink more than they would like to and a similar proportion (30%, n=472) say their friends expect them to drink regularly and get drunk.

Q. Thinking specifically about drinking alcohol at university, how much do you agree or disagree with the following statements? Base: (in brackets) Balance: No response and non-drinkers

1 in 10 (9%, n=147) said they felt that friends they socialised with expected them to drink alcohol every time they went out with them.

However, 4 in 10 (40%, n=632) said they never felt that they were expected to drink alcohol when out with friends.



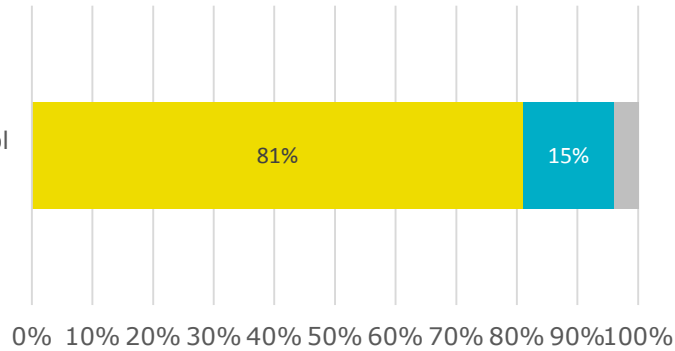
Q. Felt that your friends who you were socialising with expected you to drink alcohol? Base: 1567 Balance: No response and non-drinkers

5. Impacts of alcohol consumption

Impacts: Health and social wellbeing

■ Agree ■ Disagree ■ Don't know

Few students worry about how much alcohol will damage their health



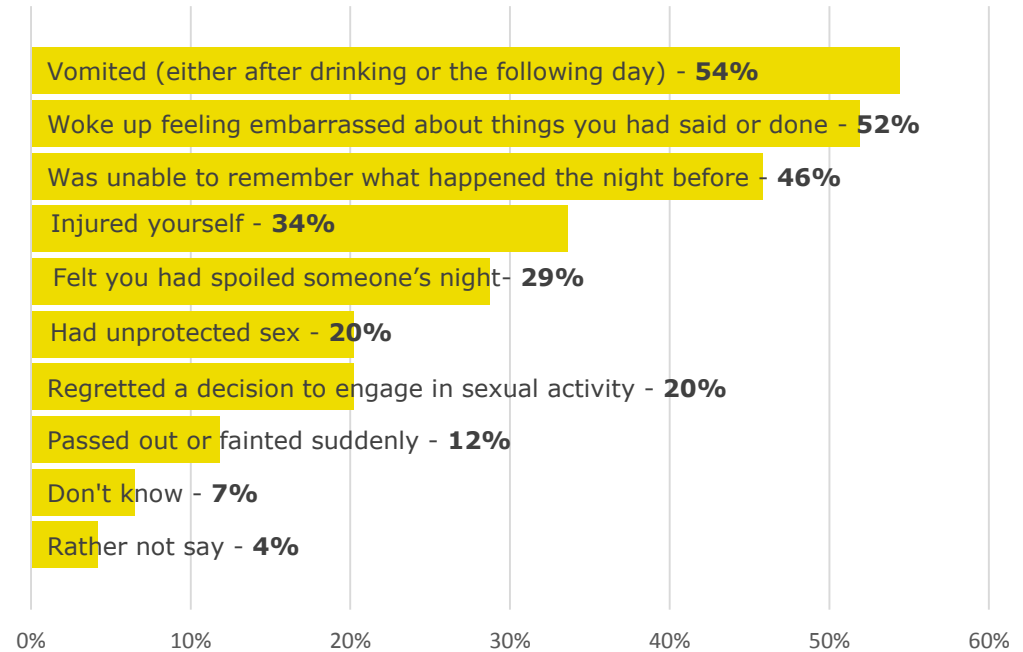
The vast majority of respondents agreed that few students worry about how much alcohol will damage their health (82%, n=1273).

Q. Thinking specifically about drinking alcohol at university, how much do you agree or disagree with the following statements? Base: 1571 Balance: No response and non-drinkers

Over half of respondents (54%, n=844) said they had vomited either after drinking or the following day.

A similar proportion (52%, n=804) had woken up feeling embarrassed about something they had said or done the previous night.

Just under half (46%, n=709) were unable to remember what had happened the night before.

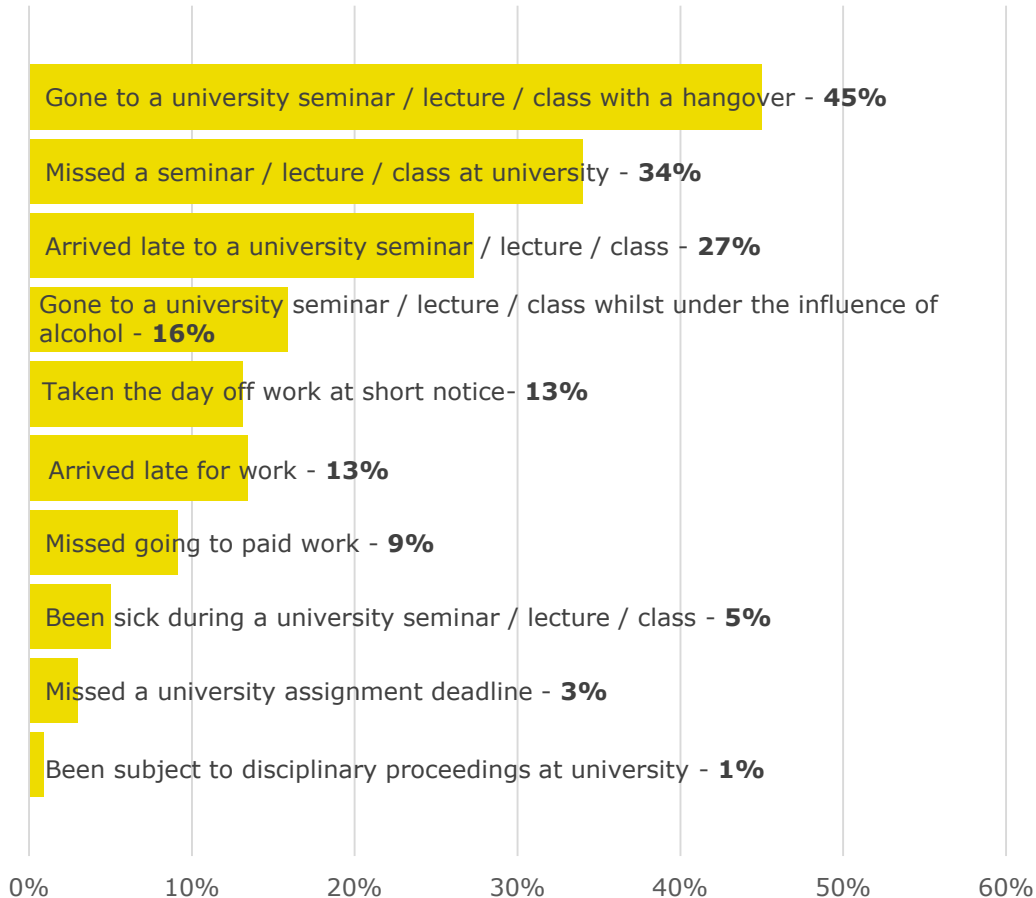


Q. People react differently and experience different consequences when drinking alcohol. Please indicate if any of the following things have happened to you in the last term as a result of drinking alcohol. Base: c.1500 Balance: No response and non-drinkers and not experienced.

Impacts: Study and paid work

Going to a university seminar, lecture or class with a hangover was the most likely consequence of drinking too much, mentioned by 54% (n=704) along with missing a seminar or lecture (34%, n=530).

Few respondents report missing academic deadlines (3%, n=47) or being subject to disciplinary proceedings as a result of their drinking habits (1%, n=14).

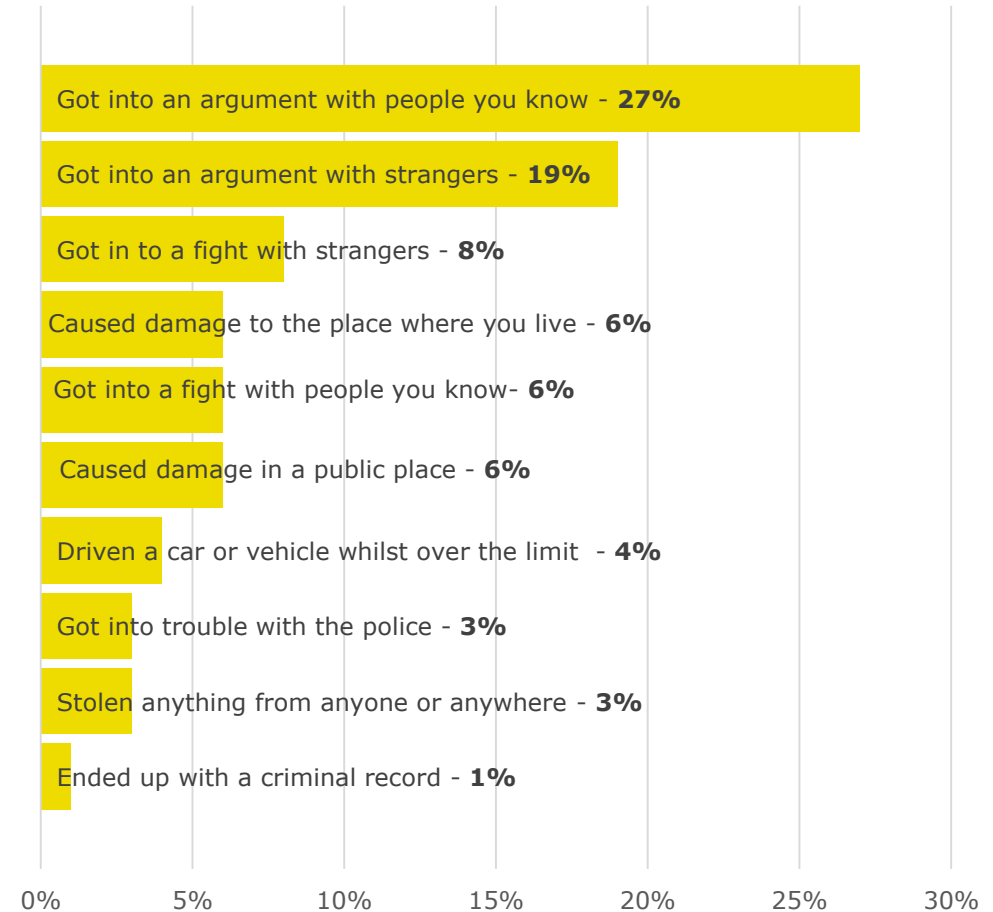


Q. People react differently and experience different consequences when drinking alcohol. Please indicate if any of the following things have happened to you in the last term as a result of drinking alcohol? Base: c.1550 Balance: No response and non-drinkers

Impacts: Crime and antisocial behaviour

The most frequent form of antisocial behaviour when having drunk alcohol was getting into an argument with people they know (27%, n=416) or arguing with strangers (19%, n=293).

A low proportion reported occasions where their behaviour led to them getting into trouble with the police (3%, n=49) or ending up with a criminal record (1%, n=14).



Q. People react differently and experience different consequences when drinking alcohol. Please indicate if any of the following things have happened to you in the last term as a result of drinking alcohol. Base: c.1550 Balance: No response and non-drinkers

Impacts: Crime and antisocial behaviour contd.

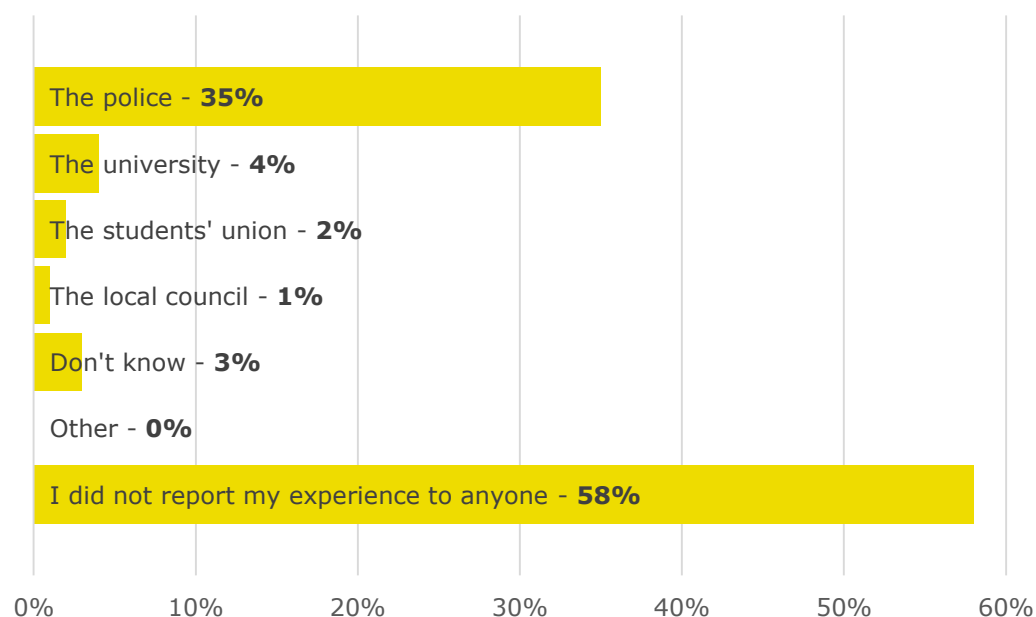
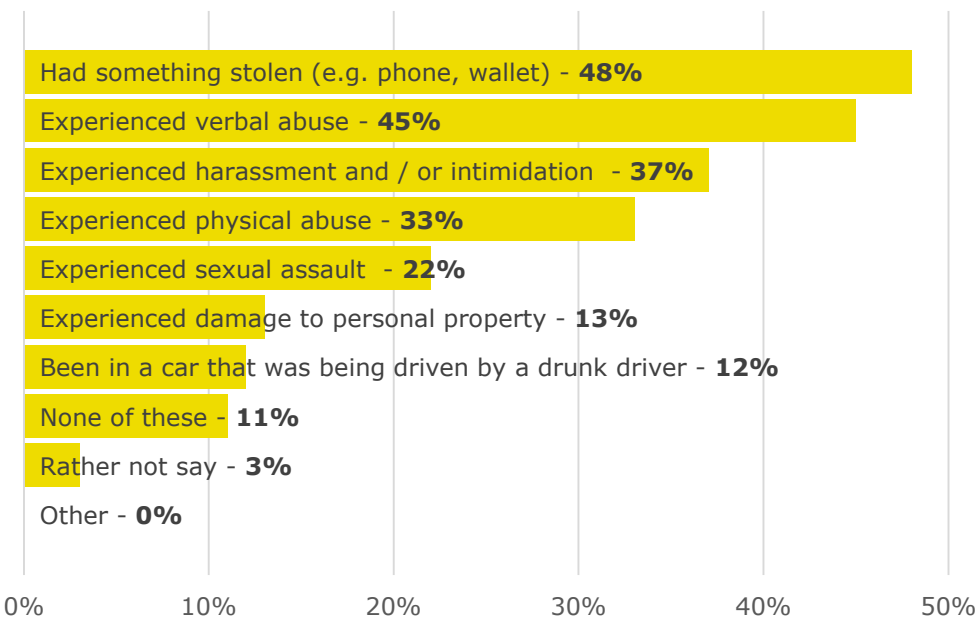
Two fifths (44%, n=683) said they had taken risks with their personal safety as a result of drinking.

8% (n=102) said they had been a victim of crime with experienced theft of a wallet or phone) whilst out drinking being most likely to be mentioned as having been experienced (48%, n=47). Around a third had experienced harassment and/or intimidation (37%, n=36) or physical abuse (33%, n=33).

Over half of those experiencing crime did not report it (58%, n=54). A third, however, did report their experience to the police (35%, n=32)



Q. People react differently and experience different consequences when drinking alcohol. Please indicate if any of the following things have happened to you in the last term as a result of drinking alcohol.? Base: c.1500 Balance: No response and non-drinkers

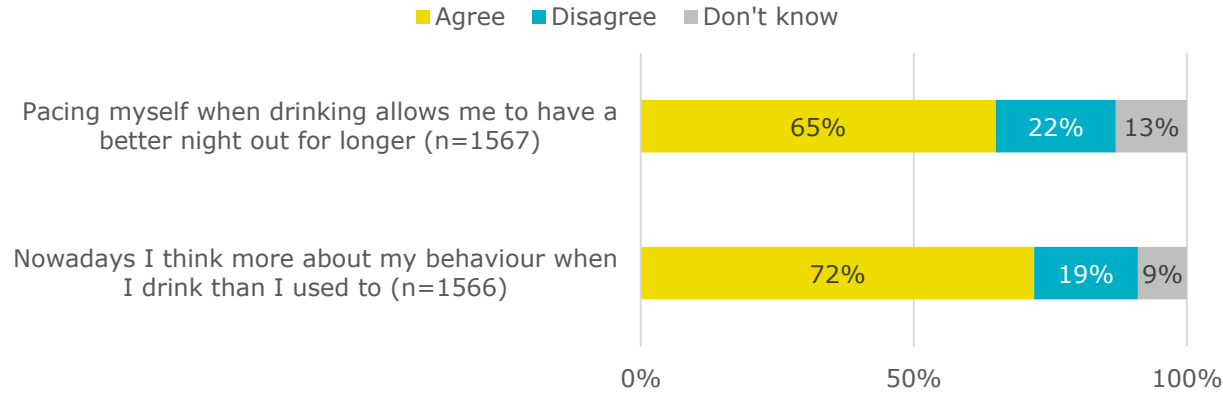


Q. You indicated that you have been a victim of crime when you have been drinking alcohol. We'd like to know more about your experience of being a victim of crime. Please indicate if any of the following things have happened to you in the last term when or after you have been drinking alcohol. Base: 92 Balance: No response and non-drinkers and not victims of crime

Q. Who, if anyone, did you report this / these experience(s) to? Base: 92 Balance: No response and non-drinkers and not victims of crime

6. Reducing impacts through responsible consumption

Personal coping strategies

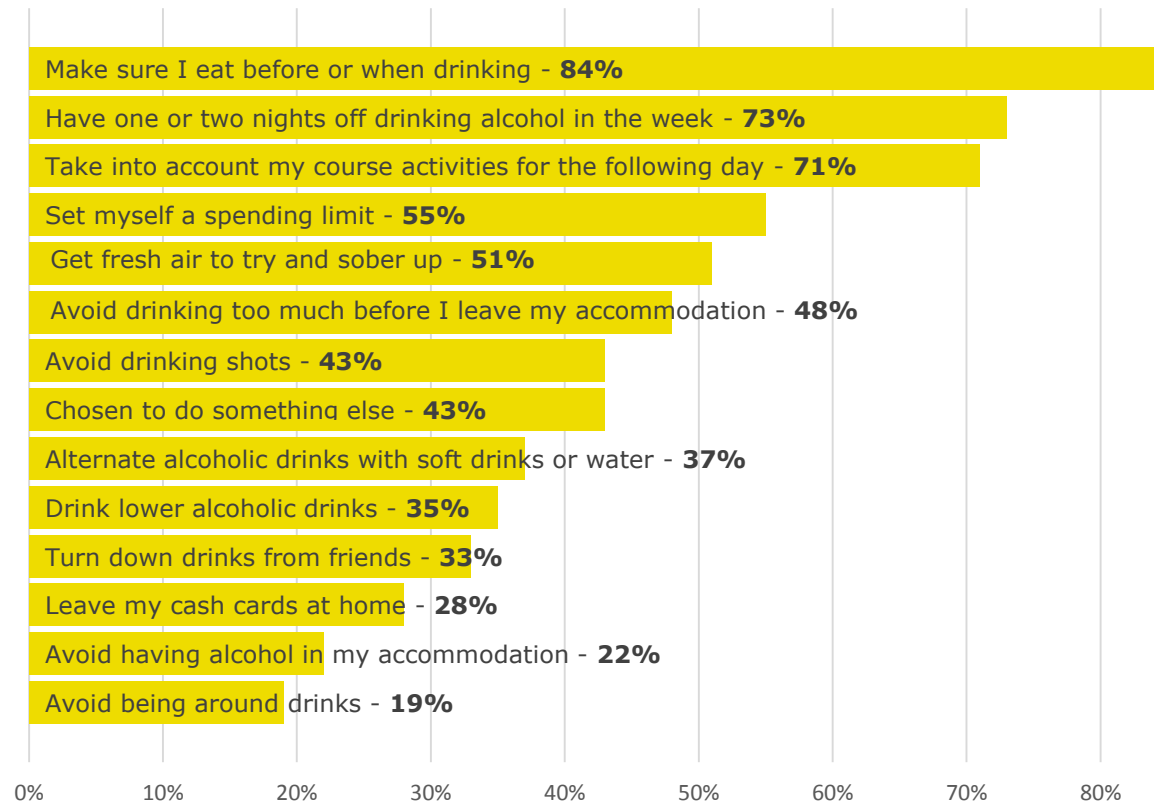


Almost three quarters (72%, n=1126) say that nowadays they think about their behaviour more when out drinking than they used to. Two thirds say they pace themselves to allow them to have a better night out for longer (65%, n=1022)

Q. Thinking specifically about drinking alcohol at university, how much do you agree or disagree with the following statements? Base: (in brackets) Balance: No response

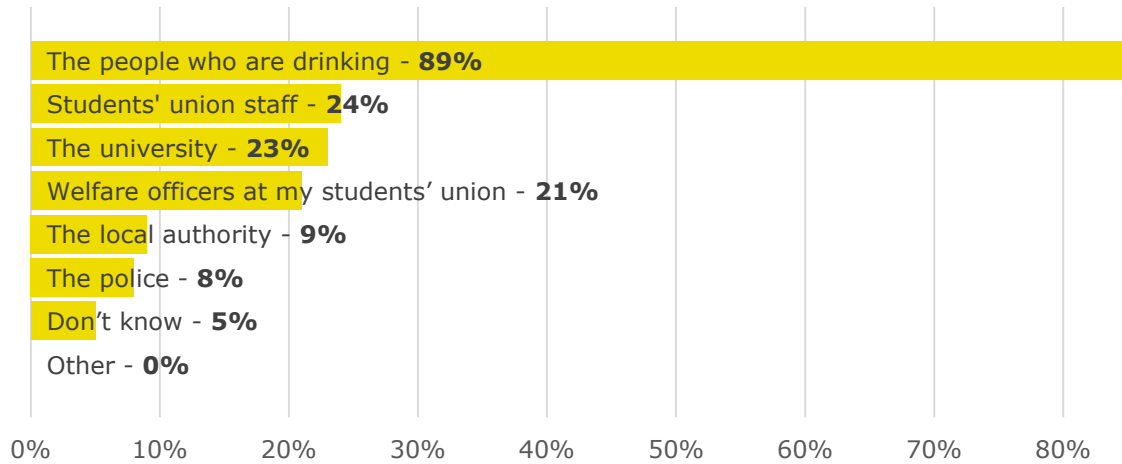
The vast majority of respondents said they try to eat before or when drinking to avoid getting too drunk (84%, n=1293).

Other ways to control their drinking include having one or two nights off from drinking (73%, n=1123) or take into account their course activities for the following day (71%, n=1099).



Q. Here are some things people have said they do to control their drinking and avoid getting too drunk. Have you tried any of these? [Something I do regularly] Base: c.1555 Balance: No response

Promoting responsible consumption

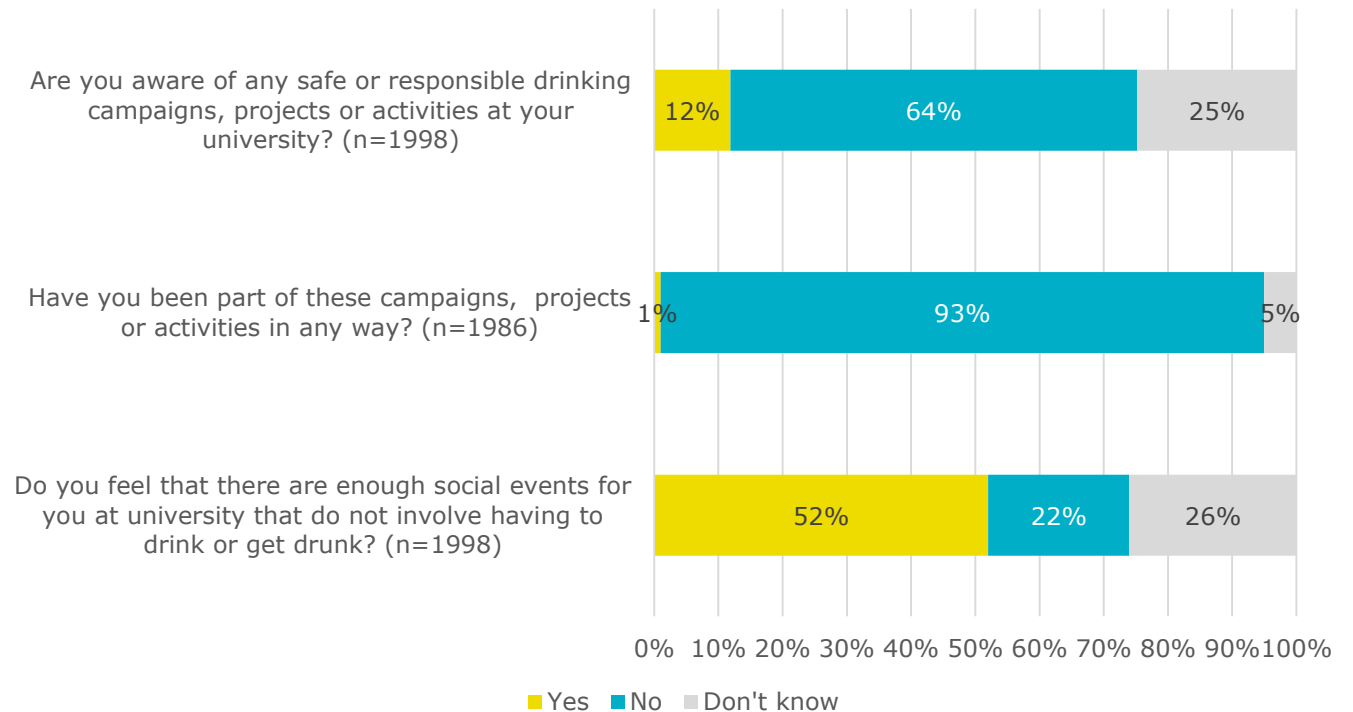


The vast majority of respondents felt that it was the people who drink who should take responsibility for safe drinking whilst at university (89%, n=1767).

Q. Who, if anyone, do you think is responsible for safe drinking at university? Base: 1977 Balance: No response

One in eight claim to be aware of safe or responsible drinking campaigns/activities at their university (12%, n=230), only 1% (n=28) had been part of these campaigns/activities.

Although half (52%, n=1037) feel there are enough social events at university that don't involve drinking almost a quarter (22%, n=444) feel there should be more.



Q. Are you aware of any safe or responsible drinking campaigns, projects or activities at your university? Base: (in brackets) Balance: No response

alcoholimpact.nus.org.uk

For further information about Alcohol Impact please contact:
Lucy-Ann Henry, Alcohol Impact programme manager
Lucy-Ann.Henry@nus.org.uk

For further information about this research please contact:
Rachel Drayson, Insight manager
Rachel.Drayson@nus.org.uk

