

INDUSTRIE 4.0

Denk altijd in oplossingen!





27/10 - SMART PRODUCTION DAY

Blue point Antwerpen 9u-19u

18 SMART cases van onze partners :

Actemium - Brighteye - 24 Flow

Beckhoff - Contec - Endress+Hauser - Enginity -

PWC - Flowstore - Gibas - Leansteps - Logflow -

PVO - Werma - Siemens - Yazzoom

Phoenix Mecano - Georg Fisher - Actemium

Verder nog 5 cases van TOP bedrijven :

ED&A – Terumo – Colruyt – Continental – Stas



Martine Van Hulle

General Manager
WERMA BENELUX

België



Nederland



Danny Kuipers


Technical Account
Manager

WERMA BENELUX

SmartMONITOR



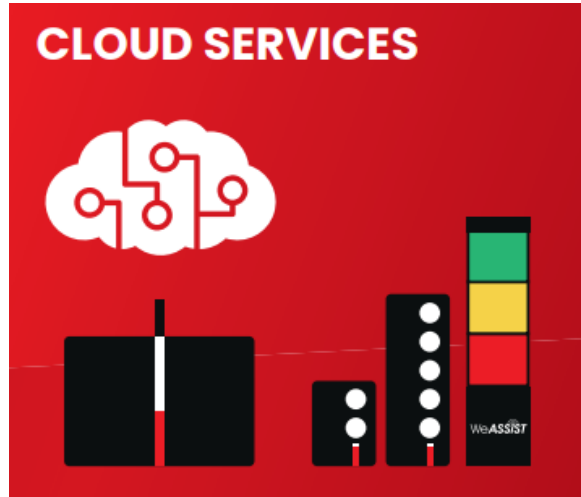
AndonSPEED

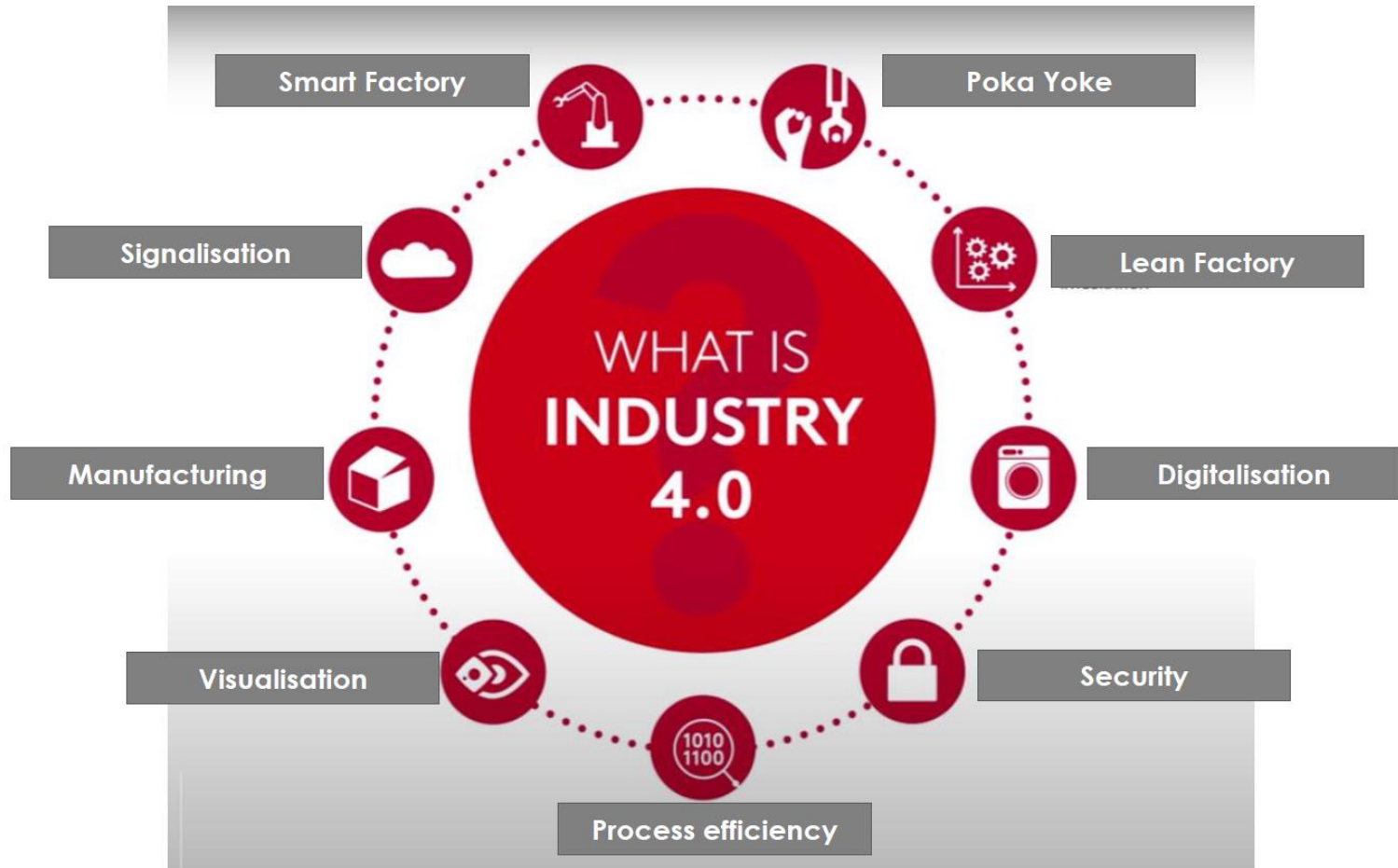


AndonWirelessSET

- 2- knoppen 868MHz
- 5- knoppen 868MHz

WeASSIST





Wat is er kritisch in jullie productieprocessen?

Uptime/
Downtime

Material
Supply
Material
Flow

Productivity
Production
Transparency

Call for
Action
Fast
Response
Time

Quality
Control
Counting
parts
Cycle Count


Wat is WeASSIST ?



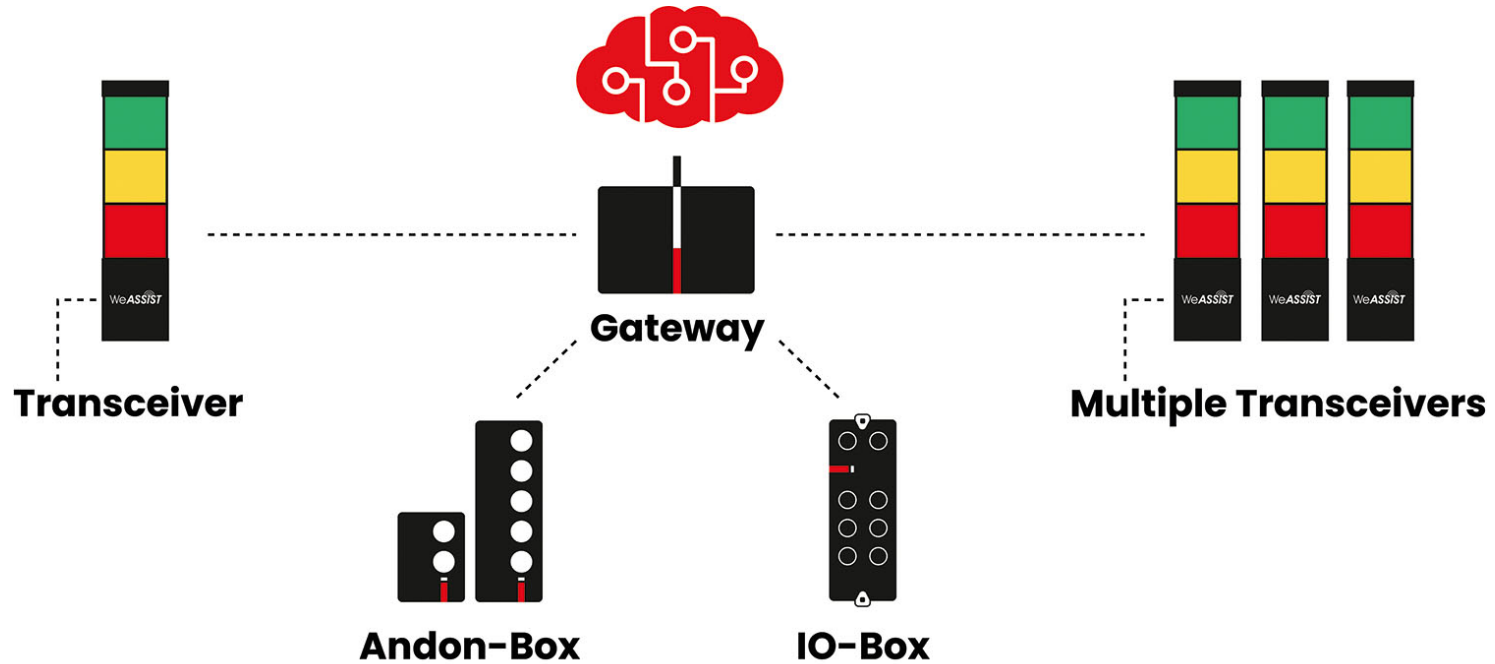
Wat is WeASSIST ?

- Plug & Play oplossing
- Digitaal
- Cloud-gebaseerd
- Gepersonaliseerd dashboard

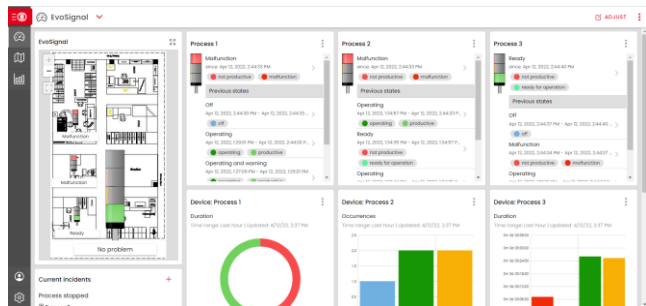
Wat is WeASSIST ?



Wat is WeASSIST ?



Onderdelen



Dashboard

- Transparant overzicht
- Zelf in te richten

TRANSMITTER (SLAVE)

- Monitort de machine
- Bereik tot 900 m
- Radio 868 MHz



RECEIVER

- Veilige data collectie
- Ontvanger van de data via Transmitter
- SQL database

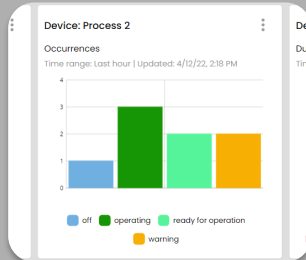
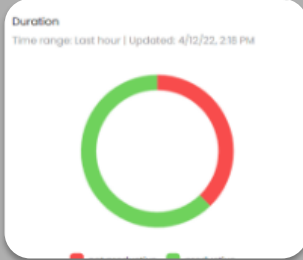


ANDONsmartbox

- Call to action
- Menselijke input
- Eigen input



WeASSIST vergroot uw inzicht



Uptime /
Downtime

Productivity

Material
Supply

Call for
Action

Quality
Control

Success story



KIK. Powerful Plastics.





KIK. Powerful Plastics.



Plastic moulding machines

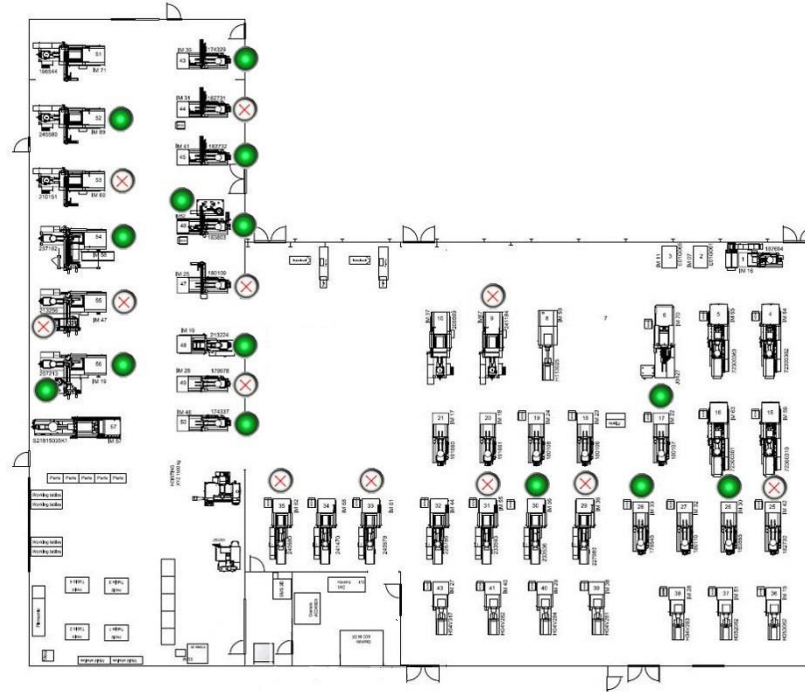
- Verschillende machinebouwers
- Ongeacht leeftijd/functie



KIK. Powerful Plastics.

Voordelen:

- **Dash-Board**
- **Call for Action**



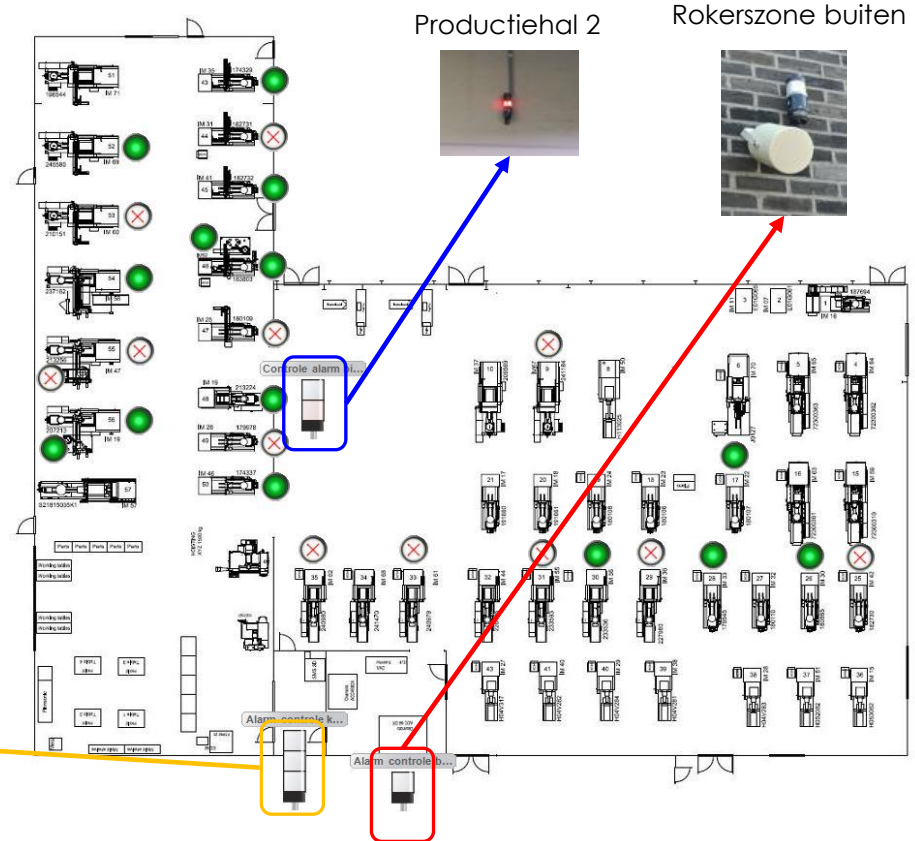



Voordelen:

- **Transparantie**
- **Control Slave = Call for Action**



Kantine

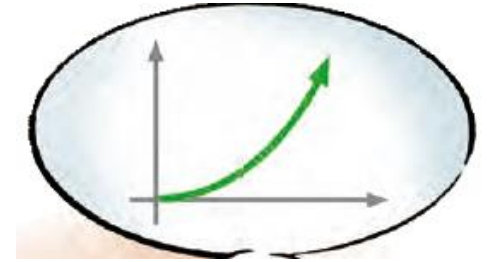




**Remote & Transparent
Overview**



Notify & Swiftly Respond



**Increase Machine
Productivity**



**Time & Date Stamp
Processes**




Document Downtime



Reports

Software features



WERMA AndonWireless Configuration Software

File Language Tools Info

Button action configuration Button LED configuration

When button number 1 is pressed, set the signal tower tiers to the following states:

Short press	Long press
Keep current state	Same as short press
Keep current state	Same as short press
Keep current state	Same as short press
Keep current state	Same as short press
Blink	Off

Note: Review the "Button LED config" tab above to set the button LED colour.

Radio channel: Channel 1

Radio network id: AB-31-EC e.g. 42-2A-A4

Buttons: Import from file, Export to file, Factory reset, Discard changes, Save to device

All devices that should act together require the same radio channel and radio network id.

Bedankt!

