

Texas Emergency Notification and Response Guide For Transuranic Waste Shipments



**Texas Division of Emergency Management
Technological Hazards Unit**

March 2021

ABOUT THIS GUIDE

The purpose of this guide is to provide information on the procedures used for advance notification of transuranic waste shipments through Texas to the Waste Isolation Pilot Plant, outline emergency notification procedures, and provide first responder contact information used during emergencies.

The following agencies provided information for this guide: US Department of Energy; Westinghouse; Waste Isolation Pilot Plant; TRANSCOM Communications Center; Texas Department of State Health Services, Radiation Control Program; Texas Department of Public Safety; and Texas Division of Emergency Management.

To provide corrections for information contained in this document or request additional copies, please contact the Texas Division of Emergency Management, Technological Hazards Unit at (512) 656-1486.

TABLE OF CONTENTS

I. BACKGROUND.....	5
II. NOTIFICATION OF SHIPMENTS	6
III. EMERGENCY NOTIFICATION	9
IV. RESPONSE ACTIONS.....	10
V. SAFE PARKING	14
VI. EMERGENCY RESPONDER CONTACT INFORMATION.....	15
TAB A: MILE-BY-MILE EMERGENCY PHONE NUMBER.....	17
ATTACHMENT 1: DALLAS AND TARRANT COUNTY HOSPITALS.....	28
ATTACHMENT 2: PRIMARY AND ALTERNATE ROUTE.....	29
TAB B: WIPP ACCIDENT/INCIDENT NOTIFICATION FORM.....	30
TAB C: WIPP TLETS MESSAGE GROUP.....	31
TAB D: WIPP UNDERGROUND LAYOUT.....	33
TAB E: TRANSCOM ILLUSTRATION.....	34
TAB F: WIPP SHIPMENT CASK.....	35

ACRONYMS

CMR	Central Monitoring Room
CH	Contact-handled
CVE	Commercial Vehicle Enforcement
CVSA	Commercial Vehicle Safety Alliance
DOE	Department of Energy
DPS	Department of Public Safety
DSHS	Department of State Health Services
TDEM	Texas Division of Emergency Management
RCP	Radiation Control Program
RH	Remote-handled
TCC	TRANSCOM Communication Center
THU	Technological Hazards Unit
TLETS	Texas Law Enforcement Telecommunications System
TRANSCOM	Transportation Tracking and Communications
TRU	Transuranic
WIPP	Waste Isolation Pilot Program

I. BACKGROUND

The US Department of Energy (DOE) removes transuranic (TRU) waste from temporary storage at its various production and storage facilities around the country and transports it to a permanent disposal facility -- the Waste Isolation Pilot Plant (WIPP) near Carlsbad, New Mexico (see Tab D). TRU waste from DOE facilities in the southeast and central United States is shipped through Texas to the WIPP. TRU waste shipments through Texas enter the state westbound on I-20 from Louisiana. The primary route (southern route) continues west along I-20 to Pecos, and then turns north and follows US 285 into New Mexico. The alternate route (northern route) exits State Highway 176 and exits Texas out of Andrews County (see Attachment 2).

A. TRANSURANIC WASTE

1. Transuranics are radioactive materials with atomic numbers greater than uranium and half-lives greater than 20 years. They are primarily emitters of alpha radiation. Transuranics include such elements as plutonium, curium, and americium. The TRU waste being shipped through Texas by DOE is a byproduct of the production of nuclear weapons. It consists of materials such as rubber gloves, shoe covers, lab coats, tools, pumps, and glassware that have been contaminated with radioactive elements.
2. Transuranic waste, like other radioactive materials, poses potential health risks and requires special precautions in handling. TRU waste is shipped in densely packed barrels or waste boxes which are loaded into specially designed shipping casks that meet US Department of Transportation Type B and Nuclear Regulatory Commission requirements. The waste does not include any liquid materials. The casks of TRU waste shipped to the WIPP are transported by contract trucking firms on modified flatbed trailers. The inner containers, shipping casks, and transportation system are designed to shield people and the environment from radiation present in the shipment.

B. SHIPMENTS

1. Shipments are inspected at the point of origin using the Commercial Vehicle Safety Alliance (CVSA) inspection criteria, inspected en-route by drivers every two hours, and may be inspected by state agencies en-route. Casks and their inner containers are labeled, and the transporter placarded according to US Department of Transportation regulations. Shipping papers carried by the driver identify the radioactive material being transported. The tractor-trailer rig used for TRU waste shipments is not oversized when

loaded and will not be overweight. Each truck has two drivers. Drivers refuel and take meal breaks at commercial truck stops. One of the drivers must always remain in sight of the truck during stops.

2. In order to track and communicate with vehicles transporting TRU waste, DOE uses the Transportation Tracking and Communications system (TRANSCOM). The TRANSCOM system uses satellite communication and a computer network to track shipments and communicate with transport vehicles. The TRANSCOM system generates computer maps showing the current position of shipments (see Tab E). The TRANSCOM Communications Center (TCC) maintains information on shipment status, schedules, routing, shipment content, and emergency contact information. This same information is available to the state operators of the TRANSCOM system. The tractor trailer trucks have satellite and cellular phones for voice communications. This combination of computer and telephone links provides rapid notification of any problem that might occur during a TRU waste shipment. The result is a timely response by local, state, or federal agencies.

3. The Texas Division of Emergency Management (TDEM) monitors TRU waste shipments as they pass through Texas using the TRANSCOM system. TDEM notifies DPS offices and local jurisdictions along the planned route two hours before shipments enter the state.

4. There are three shipping casks, the TRUPACT-II, HalfPact, and TRUPACT-III which are designed for hauling contract-handled (CH) TRU Waste. The RH72-B is used to transport remote-handled (RH) TRU waste (see Tab F).

II. NOTIFICATION OF SHIPMENTS

The State Operation Center (SOC) will obtain information concerning TRU waste shipments via the TRANSCOM system. Shipment status, including the Bill of Lading (BOL), is made available approximately two hours prior to departure.

A. PRIOR TO SCHEDULED DEPARTURE

Information pertaining to departing shipments will be available two hours prior to departure. This information will include emergency contact information and any specific messages for the state or other authorized users. The SOC will:

1. Log onto the TRANSCOM system and obtain the BOL.
2. Compose a formatted shipment notification message for transmission by TLETS two hours prior to state entry to the following agencies:
 - a) The Texas Department of State Health Services/ Radiation Control Program (DSHS/RCP).
 - b) DPS offices with responsibilities for the I-20/US 285 shipment route and SH 176 route.
 - c) Other agencies having requested advance shipment notification.

B. TWO HOURS PRIOR TO STATE ENTRY

1. The SOC will transmit the TLETS message (see Tab C for addressees) to law enforcement agencies along the WIPP route.
2. The SOC will notify the Technological Hazards Unit (THU), DSHS/RCP, the State Energy Conservation Office, and those jurisdictions requesting notification, via email with the pertinent shipment information.

C. UPON ARRIVAL AND EXIT IN THE STATE

SOC will send an email notification to the THU, DSHS/RCP, the State Energy Conservation Office, and those jurisdictions requesting notification that the shipment has entered and exited the state.

D. SHIPMENT MONITORING

1. Depending on the point of origin, it will take 16 to 23 hours from the departure time for shipments to enter Texas. The transit time through Texas is expected to be approximately 12-14 hours.
2. DOE will monitor all TRU waste shipments electronically using the TRANSCOM system. Both the TCC and the Central Monitoring Room (CMR) at the WIPP site will also monitor shipments.
3. SOC and THU will electronically monitor all TRU waste shipments within Texas using the TRANSCOM system, tracking each shipment from the time it enters the state on I-20 from Louisiana until it crosses into New Mexico on US 285.

4. Empty containers being returned from the WIPP site to the original shipper will not be monitored by SOC or THU.

E. ROUTINE COMMUNICATIONS

1. Routine communications between the driver and TCC may be conducted on the TRANSCOM system or by cellular or satellite telephone.
 - a) Drivers will contact TCC or CMR:
 - (1) Every 100 miles or every two hours.
 - (2) Before entering another state.
 - (3) When instructed by competent authority (such as a law enforcement officer) to deviate from the designated route. Drivers may not deviate from the approved shipment route unless approved by DOE.
 - (4) Upon identifying a problem with the shipment containers, trailer, or tractor.
 - (5) When stopping for safety inspections, breaks, minor maintenance, or meals.
 - (6) If involved in a vehicle accident.
2. SOC or THU will not have direct contact with the driver, but may pass pertinent information concerning severe weather, sudden road closures, and other relevant route information to the driver through the CMR.
3. SOC or THU will rapidly respond to requests for information relating to the shipment route from TCC or CMR.
4. For routine queries relating to the state TRU waste shipment program, shipment notifications, or shipment monitoring, contact THU at (512) 656-1486.

III. EMERGENCY NOTIFICATION

Emergencies involving TRU waste shipments may include accident/incident involving the shipment or transport vehicle, spills or damage to the shipping containers, and security related events.

A. EMERGENCY NOTIFICATION AND ASSISTANCE REQUESTS BY DRIVERS

1. Drivers notify the TCC or CMR by message over the TRANSCOM system or by satellite or cellular phone in the following emergency situations:

- a) If a problem exists with the vehicle that requires a response from state or local emergency responders.
- b) If the driver is instructed to deviate from the prescribed route by local authorities and DOE cannot be contacted, drivers should contact the SOC at (512) 424-2208/2277 (24 hour). TDEM will relay the information received to local responders, DOE, and appropriate state agencies.
- c) If contact cannot be made with DOE and TDEM, drivers have been instructed to request emergency assistance by dialing 911. Notifications by the drivers to DOE and TDEM should be made as soon as possible after contacting a 911 operator. When immediate response of emergency services personnel is critical due to an incident involving the WIPP vehicle, drivers may notify local law enforcement, fire, or EMS units or the local DPS office directly utilizing mile-by-mile responder information contained in this guide (Tab B).

B. EMERGENCY NOTIFICATION AND EMERGENCY ASSISTANCE REQUEST BY DOE

- 1. When notified of an emergency by the driver, DOE will relay a request for assistance to the SOC who will ensure information is relayed to the appropriate local responder and DPS office using the contact numbers contained in this guide.
- 2. If DOE loses contact with a transport vehicle or receives a TRANSCOM signal indicating an emergency in progress and cannot contact the driver, DOE will notify and relay a request for assistance to the SOC who will ensure information is relayed to the appropriate local responder and DPS office using the contact numbers contained in this guide.

C. EMERGENCY NOTIFICATION BY THE PUBLIC

911 service agencies and local response agencies may receive reports of emergencies involving TRU waste shipments from the public. Incidents may initially be reported as traffic accidents, a fire call, or a request for medical support. When it has become apparent a TRU waste shipment is involved, 911 services and local response agencies should ensure the SOC is notified at (512) 424-2208/2277.

IV. RESPONSE ACTIONS

A. LOCAL 911 SERVICE AND EMERGENCY RESPONSE AGENCIES

In response to an emergency involving a TRU waste shipment:

1. Obtain information on the situation (see Tab C for a suggested format) and provide requested assistance.
2. Provide response assistance if requested. If responders have specific questions about safe response procedures, they should obtain placard or shipping paper information identifying the materials present and:
 - a) Consult the current Department of Transportation Emergency Response Guidebook.
 - b) Call CHEMTREC at 1-800-424-9300.
 - c) Call CMR at the WIPP site at Emergency Number (575)885-6883 Non-Emergency (575) 234-8125/8457.
3. Technical assistance and advice may also be available from DSHS/RCP at: (512) 458-7460 (24-hour contact phone number).
4. Advise the SOC by phone at (512) 424-2208/2277 or TLETS Teletype (routing address 79X1).

B. DPS OFFICES

In response to an emergency involving a TRU waste shipment:

1. Obtain information on the situation (see Tab C for a suggested format) and provide requested assistance.
2. DPS District Offices notify and dispatch Commercial Vehicle Enforcement (CVE) inspectors/troopers for potential inspection and location of WIPP vehicle.
3. Provide response assistance if requested. If responders have specific questions about safe response procedures, they should obtain placard or shipping paper information identifying the materials present and:
 - a) Consult the current Department of Transportation Emergency Response Guidebook.
 - b) Call CHEMTREC at 1-800-424-9300.
 - c) Call CMR at the WIPP site [Emergency Number \(575\)885-6883 Non-Emergency \(575\) 234-8125/8457](#).
4. Notify DSHS/RCP at (512) 458-7460 (24-hour contact phone number).
5. Advise the SOC of the situation by phone at (512) 424-2208/2277 or by priority TLETS Teletype to TDEM (routing address 79X1).
6. Unless local responders are already at the scene, dispatch a unit to the scene to take control of the situation and control traffic.

C. STATE OPERATIONS CENTER

In response to an emergency involving a TRU waste shipment:

1. Reference the Vehicle Accident Checklist and immediately transfer the call, or pass all available information to the THU. If THU personnel are unavailable or cannot be contacted, the SOC will obtain information on the situation (see Tab C format and item D below for response actions) and provide requested assistance.
2. Personnel from the SOC will provide support as needed to the THU during emergencies or incidents.

3. Provide response assistance if requested. If responders have specific questions about safe response procedures, they should obtain placard or shipping paper information identifying the materials present and:

a) Consult the current Department of Transportation Emergency Response Guidebook.

b) Call CHEMTREC at 1-800-424-930.

c) Call CMR at the WIPP site at [Emergency Number \(575\)885-6883 Non-Emergency \(575\) 234-8125/8457](#).

4. Initiate or complete the notification of first responders and the DPS office with jurisdiction, as needed.

5. Arrange for CVSA level VI inspection, as needed, by coordinating with DPS district offices and DSHS.

6. Advise the Division Chiefs for Response, Preparedness, and Recovery.

7. Notify the DSHS/RCP at (512) 458-7460 and State Energy Conservation Office at (512) 463-1877 when specific information is available on the incident.

8. Contact the TCC and the CMR advising them of the situation.

9. Monitor the situation and provide assistance and follow-up information requests to CMR, TCC, SOC, or agencies in the field.

D. TECHNOLOGICAL HAZARDS UNIT (THU)

In response to an emergency involving a TRU waste shipment:

1. Obtain information about the situation utilizing Tab C, Emergency Assistance Request.

2. Provide response assistance if requested. If responders have specific questions about safe response procedures, they should obtain placard or shipping paper information identifying the materials present and:

a) Consult the current Department of Transportation Emergency Response Guidebook.

b) Call CHEMTREC at 1-800-424-930.

c) Call CMR at the WIPP site at [Emergency Number \(575\)885-6883](tel:5758856883) [Non-Emergency \(575\) 234-8125/8457](tel:5752348125).

3. Initiate or complete the notification of first responders and the DPS office with jurisdiction, as needed.

4. Arrange for CVSA level VI inspection, as needed, by coordinating with DPS district offices and DSHS.

5. Advise the Division Chiefs for Response, Preparedness, and Recovery.

6. Notify the DSHS/RCP at (512) 458-7460 and State Energy Conservation Office at (512) 463-1877 when specific information is available on the incident.

7. Contact the TCC and the CMR advising them of the situation.

8. Monitor the situation and provide assistance and follow-up information requests to CMR, TCC, SOC, or agencies in the field.

E. DEPARTMENT OF STATE HEALTH SERVICES

1. Obtain information on the situation (see Tab C for a suggested format) and provide requested assistance.

2. Provide technical assistance and advice to responding agencies.

3. Coordinate activities with the SOC.

V. SAFE PARKING

Circumstances or events may necessitate the parking of a WIPP truck in Texas for a period of time. These events may include dangerous driving conditions due to severe weather or security related concerns.

A. PRIMARY SAFE PARKING AREAS

1. The CMR will contact the SOC to coordinate a suitable safe parking area.
2. The primary safe parking areas are Department of Defense (DOD) facilities. The only applicable DOD facility on the IH-20 corridor is Dyess Air Force Base in Abilene, TX.
3. If the shipment is not in proximity to DOD facilities, the designated safe parking along IH-20 should be used. These safe parking areas are maintenance offices located in proximity to the interstate and operated by the Texas Department of Transportation. A listing of these facilities, along with emergency contact information, is maintained and published under separate cover.

B. AREAS TO AVOID FOR SAFE PARKING

If there is an immediate need for safe parking and the primary parking areas are not available the driver may select a suitable site based on areas to avoid. These areas to avoid include:

1. Public rest areas.
2. Highly populated areas.
3. Areas that are difficult to evacuate in case of emergency (e.g., hospitals, schools).
4. Industrial areas (e.g., refineries, power plants).
5. Areas with difficult access.
6. Crowded parking areas.
7. Areas with parked trucks carrying flammables or explosives.

8. Poorly lighted areas.
9. Highway shoulders.
10. Residential areas.
11. Areas with numerous pedestrians.
12. Areas without driver services (e.g., food, restroom facilities).

C. CIRCUMSTANCES WHEN A ROUTE CHANGE WOULD BE PREFERABLE TO PARKING

If an accident or unusual traffic blockage occurs while the shipment is traversing the I-20/US 285 corridor, it may be preferable to re-route the shipment. The THU, in consultation with the CMR, will determine the need for alternate routes and whether a DPS escort will be required.

VI. EMERGENCY RESPONDER CONTACT INFORMATION

A. STATE EMERGENCY RESPONSE CONTACTS

1. For emergency assistance 24 hours/day, contact the SOC at (512) 424-2208/2277. In the event of an emergency, SOC personnel will notify the THU. THU is capable of contacting local responders, rapidly contacting DPS offices with responsibilities for areas along the shipment routes and notifying other state responders. In the event of a radiological incident, THU will notify DSHS/RCP.
2. The DSHS/RCP is the lead state agency for radiological emergency response. Emergency response assistance is available by calling the RCP's 24-hour number for emergency reporting at (512) 458-7460.

B. LOCAL EMERGENCY RESPONSE CONTACTS

1. Tab A provides contact information for local law enforcement, fire, EMS agencies, and DPS offices serving various portions of the TRU waste shipment route. Since service areas for local emergency responders often do not correspond to city or county boundaries, the table is organized by highway mile markers, beginning on I-20 at the Louisiana border and continuing west on I-20 to Pecos, Texas, and then north on US 285 to the New Mexico border.

2. To use Tab A in determining which responders cover a particular portion of the shipment route, users need to know the mile marker nearest the location where the emergency has occurred. For many route segments, the emergency contact number for law enforcement, fire, and EMS units may be the same; indicating the telephone number is a 911 -service agency or a communications facility dispatching multiple first responders.

TAB A—MILE-BY-MILE EMERGENCY PHONE NUMBERS

Note: Hospital information for Dallas and Tarrant counties is provided in Attachment 1 to this Tab

The telephone numbers provided in this table are emergency contact numbers. The dispatcher for the emergency response agency listed will answer these numbers. If you are in the local area and cannot get through on a listed number, dial 9-1-1. However, be aware that because of the design of some cellular systems, if you dial 911 on a cellular phone, you may not be connected to the 911 agencies serving your location. Hence, be prepared to give your location to the 911 operators.

The table includes eight (8) columns of information:

Column 1	From Mile	The starting point of a responder's jurisdiction/service area
Column 2	To Mile	The end of an agency's jurisdiction/service area. This does not mean that this agency will not respond, just that their area normally ends at that mile marker
Column 3	County or City	Identifies the county or city having jurisdiction in the area
Column 4	Department of Public Safety	Identifies the DPS (Highway Patrol) office serving the area and their contact number
Column 5	Law Enforcement County/City	Identifies the city or county law enforcement agency having jurisdiction in the area and their contact number
Column 6	Fire Department	Identifies the fire department or volunteer fire department serving the area and their contact number
Column 7	Emergency Medical Services	Identifies the emergency medical service (EMS) agency that services the area. This may be a regional number that will dispatch the appropriate EMS unit.
Column 8	Hospital	This column contains the name and number of the nearest hospital that will take possibly contaminated patients

From Mile	To Mile	County/City	DPS	Law Enforcement	FD	EMS	Hospital
LA Border	636	Harrison County	Texarkana DPS (903) 225-5700	Harrison County SO (903) 923-4000	Waskom VFD (903) 687-3328	Waskom EMS (903) 923-4000	Marshall Regional Medical Center 811 S. Washington Marshall, TX 75670 903-927-6000
635	632	Waskom City	Texarkana DPS (903) 225-5700	Waskom PD (903) 687-2293	Waskom VFD (903) 687-3328	Waskom EMS (903) 923-4000	
631	628	Harrison County	Texarkana DPS (903) 225-5700	Harrison County SO (903) 923-4000	Waskom VFD (903) 687-3328	Waskom EMS (903) 923-4000	
627	617	Harrison County	Texarkana DPS (903) 225-5700	Harrison County SO (903) 923-4000	Marshall FD (903) 935-4575	Marshall EMS (903) 935-4575	
616	616	Marshall City	Texarkana DPS (903) 225-5700	Marshall PD (903) 935-4575	Marshall FD (903) 935-4575	Marshall EMS (903) 935-4575	
615	611	Harrison County	Texarkana DPS (903) 225-5700	Harrison County SO (903) 923-4000	Marshall FD (903) 935-4575	Marshall EMS (903) 935-4575	
610	599	Harrison County	Texarkana DPS (903) 225-5700	Harrison County SO (903) 923-4000	Hallsville VFD (903) 923-4000	Champion EMS (903) 923-4000	
598	593	Longview City	Tyler DPS (903) 939-6001	Longview PD (903) 237-1170	Longview FD (903) 237-1170	Longview EMS (903) 668-3232	Good Shepherd Medical Center 700 E. Marshall Ave Longview, TX 75601 (903) 315-2000
592	590	Gregg County	Tyler DPS (903) 939-6001	Gregg County SO (903) 236-8400	Kilgore FD (903) 983-1559	Champion EMS 903-291-2611	

From Mile	To Mile	County/City	DPS	Law Enforcement	FD	EMS	Hospital
589	586	Kilgore City	Tyler DPS (903) 939-6001	Kilgore PD (903) 983-1559	Kilgore FD (903) 984-3874	Champion EMS (903) 291-2611	
585	580	Gregg County	Tyler DPS (903) 939-6001	Gregg County SO (903) 236-8400	Kilgore VFD (903) 984-3874	Champion EMS 903-291-2611	
579	565	Smith County	Tyler DPS (903) 939-	Smith County SO (903) 566-6600	Winnona VFD (903) 877-3312	East Tex EMS (903) 597-2011	East Tex Medical Center 1000 S. Beckham Tyler, TX 75701 (903) 535-6267 Mother Frances Hospital 800 E. Dawson Tyler, TX 75701 (903) 531-4262
564	564	Smith County	Tyler DPS (903) 939-6001	Smith County SO (903) 566-6600	Red Spring VFD (903) 858-2411	East Tex EMS (903) 597-2011	
563	561	Smith County	Tyler DPS (903) 939-6001	Smith County SO (903) 566-6600	Lindale FD (903) 882-3313	East Tex EMS (903) 597-2011	
560	554	Lindale City	Tyler DPS (903) 939-6001	Lindale PD (903) 882-3313	Lindale FD (903) 882-3313	Champion EMS (903) 882-3313	
553	544	Smith County	Tyler DPS (903) 939-6001	Smith County SO (903) 566-6600	Lindale FD (903) 882-3313	East Tex EMS (903) 597-2011	
543	533	Van Zandt County	Tyler DPS (903) 939-6001	Van Zandt County SO (903) 567-4133	Van FD (903) 567-4133	Champion EMS (903) 597-2011	Cozby Germany Hospital 707 N. Waldrip Grand Saline, TX 75140 (903) 962-4242
532	530	Van Zandt County	Tyler DPS (903) 939-6001	Van Zandt County SO (903) 567-4133	Canton FD (903) 567-4991	Champion EMS 903-291-2611	
529	522	Canton City	Tyler DPS (903) 939-6001	Canton PD (903) 567-4991	Canton FD (903) 567-4991	Champion EMS 903-291-2611	
521	519	Van Zandt County	Tyler DPS (903) 939-6001	Van Zandt County SO (903) 567-4133	Myrtle Spring VFD (903) 567-4133	Champion EMS (903) 873-2222	

From Mile	To Mile	County/City	DPS	Law Enforcement	FD	EMS	Hospital
518	513	Van Zandt County	Tyler DPS (903) 939-6001	Van Zandt County SO (903) 567-4133	Wills Point VFD (903) 873-2222	Champion EMS (903) 873-2222	
512	512	Kaufman County	Garland DPS (214) 861-2040	Kaufman County SO (972) 932-9799	College Mt VFD (972) 932-9799	East Tex EMS (903) 597-2011	Presbyterian Hospital of Kaufman 850 Hwy 243 W. Kaufman TX 75142 972-932-7200
511	504	Kaufman County	Garland DPS (214) 861-2040	Kaufman County SO (972) 932-9799	Elmo VFD (972) 932-9799	East Tex EMS (903) 597-2011	
503	499	Terrell City	Garland DPS (214) 861-2040	Terrell PD (972) 563-3000	Terrell FD (972) 563-3000	East Tex EMS (903) 597-2011	
498	492	Kaufman County	Garland DPS (214) 861-2040	Kaufman County SO (972) 932-9799	Forney VFD (972) 552-3932	East Tex EMS (903) 597-2011	
491	483	Mesquite City	Garland DPS (214) 861-2040	Mesquite PD (972) 285-6336	Mesquite FD (972) 216-6759	Mesquite FD (972) 216-6759	
482	470	Dallas County	Garland DPS (214) 861-2040	Dallas PD (214) 744-4444	Dallas FD (214) 744-4444	Dallas FD (214) 744-4444	See Attachment
469	469	Lancaster City	Garland DPS (214) 861-2040	Lancaster PD (972) 227-2311	Lancaster FD (972) 227-2311	Lancaster EMS (972) 227-2311	See Attachment
468	455	Dallas County	Garland DPS (214) 861-2040	Dallas PD (214) 744-4444	Dallas FD (214) 744-4444	Dallas FD (214) 744-4444	See Attachment
454	454	Grand Prairie City	Garland DPS (214) 861-2040	Grand Prairie PD (972) 237-8700	Grand Prairie FD (972) 237-8700	Grand Prairie FD (972) 237-8700	See Attachment
453	444	Arlington City	Garland DPS (214) 861-2040	Arlington PD (817) 459-5600	Arlington FD (817) 459-6991	AMR EMS (202)636-4111	See Attachment

From Mile	To Mile	County/City	DPS	Law Enforcement	FD	EMS	Hospital
443	443	Fort Worth City	Garland DPS (214) 861-2040	Fort Worth PD (817) 335-4222	Fort Worth FD (817) 922-3000	Med Star (817) 927-9620	See Attachment
442	441	Forrest Hill City	Garland DPS (214) 861-2040	Forest Hill PD 817-531-5250	Forest Hill FD (817) 531-5250	Med Star (817) 927-9620	See Attachment
441	432	Fort Worth City	Garland DPS (214) 861-2040	Fort Worth PD 817-335-4222	Fort Worth FD (817) 922-3000	Med Star (817) 927-9620	See Attachment
432	429	Benbrook City	Garland DPS (214) 861-2040	Benbrook PD (817) 249-1610	Benbrook FD (817) 249-1610	Benbrook FD (817) 249-1610	See Attachment
428	424	Tarrant County	Garland DPS (214) 861-2040	Fort Worth PD (817) 335-4222	Fort Worth FD (817) 922-3000	Med Star (817) 927-9620	See Attachment
423	419	Parker County	Mineral Wells DPS (940) 325-6903	Parker County SO (817) 594-3213	Aledo VFD (817) 594-3213	Life Care EMS (817) 594-2764	Campbell Health System 713 E. Anderson St. Weatherford, TX (817) 599-1111
418	415	Willow Park City	Mineral Wells DPS (940) 325-6903	Willow Park PD (817) 441-9747	Willow Park VFD (817) 594-3213	Life Care EMS (817) 594-2764	
414	413	Hudson Oaks City	Mineral Wells DPS (940) 325-6903	Parker County SO (817) 594-3213	Hudson Oaks VFD (817) 594-3213	Life Care EMS (817) 594-2764	
412	405	Weatherford City	Mineral Wells DPS (940) 325-6903	Weatherford PD (817) 598-4300	Weatherford FD (817) 598-4300	Life Care EMS (817) 594-2764	
404	394	Parker County	Mineral Wells DPS (940) 325-6903	Parker County SO (817) 594-3213	Greenwood VFD (817) 594-3213	Life Care EMS (817) 594-2764	

From Mile	To Mile	County/City	DPS	Law Enforcement	FD	EMS	Hospital
393	392	Parker County	Mineral Wells DPS (940) 325-6903	Parker County SO (817) 594-3213	Brock-Dennis VFD (817) 594-3213	Life Care EMS (817) 594-2764	
392	391	Parker County	Mineral Wells DPS (940) 325-6903	Parker County SO (817) 594-3213	Milsap VFD (817) 594-3213	Life Care EMS (817) 594-2764	
390	389	Palo Pinto County	Mineral Wells DPS (940) 325-6903	Palo Pinto County SO (940) 659-2085	Brazos VFD (940) 659-2085	Santo EMS (940) 659-2085	Palo Pinto General Hospital 400 S. W. 25th Ave Mineral Wells, TX 76067 940-325-7891
388	382	Palo Pinto County	Mineral Wells DPS (940) 325-6903	Palo Pinto County SO (940) 659-2085	Santo VFD (940) 659-2085	Santo EMS (940) 659-2085	
381	377	Palo Pinto County	Mineral Wells DPS (940) 325-6903	Palo Pinto County SO (940) 659-2085	Gordon VFD 940-659-2085	Tri-City EMS (940) 659-2085	
376	370	Palo Pinto County	Mineral Wells DPS (940) 325-6903	Palo Pinto County SO (940) 659-2085	Gordon VFD (940) 659-2085	Tri-City EMS (940) 659-2085	
369	364	Erath County	Mineral Wells DPS (940) 325-6903	Erath County SO (254) 965-3318	Stephenville FD (254) 918-1273	Tri-City EMS (940) 659-2085	
363	345	Eastland County	Abilene DPS (325) 795-4030	Eastland County SO (254) 629-1728	Olden VFD (254) 629-1728	Ranger EMS (254) 629-1728	Eastland Memorial Hospital 304 S. Daugherty Eastland, TX 76448 (254) 629-2601 ext. 5319
344	337	Eastland City	Abilene DPS (325) 795-4030	Eastland County SO (254) 629-1728	Eastland FD (254) 629-1728	Eastland EMS (254) 629-1728	

From Mile	To Mile	County/City	DPS	Law Enforcement	FD	EMS	Hospital
336	324	Eastland County	Abilene DPS (325) 795-4030	Eastland County SO (254) 629-1728	Cisco VFD (254) 629-1728	Cisco EMS (254) 629-1728	
323	317	Callahan County	Abilene DPS (325) 795-4030	Callahan County SO (325) 854-1444	Putnam VFD (325) 854-1444	Clyde Citizens EMS (325) 854-1444	Abilene Regional Medical Center 6250 Hwy 83-84 at Antilley Road Abilene, TX 79606 (325) 428-1000 ext. 0 Hendrick Medical Center 1900 Pine St Abilene, TX 79601 (325) 670-2000 ext. 3357
316	303	Callahan County	Abilene DPS (325) 795-4030	Callahan County SO (325) 854-1444	Baird VFD (325) 854-1444	Clyde Citizens EMS (325) 854-1444	
302	294	Callahan County	Abilene DPS (325) 795-4030	Callahan County SO (325) 854-1444	Clyde VFD (325) 854-1444	Clyde Citizens EMS (325) 854-1444	
293	279	Abilene City	Abilene DPS (325) 795-4030	Abilene City PD (325) 673-8331	Abilene FD (325) 673-8331	Metro Care (325) 692-9367	
278	277	Tye City	Abilene DPS (325) 795-4030	Tye PD (325) 692-2610	Tye VFD (325) 692-2610	Metro Care (325) 692-9367	
276	270	Taylor County	Abilene DPS (325) 795-4030	Taylor County SO (325) 674-1300	Merkel VFD (325) 795-4900	Merkel EMS (325) 795-4900	
268	268	Merkel City	Abilene DPS (325) 795-4030	Merkel PD (325) 795-4900	Merkel VFD (325) 795-4900	Merkel EMS (325) 795-4900	
267	264	Taylor County	Abilene DPS (325) 795-4030	Taylor County SO (325) 674-1300	Merkel VFD (325) 795-4900	Merkel EMS (325) 795-4900	
263	262	Trent City	Abilene DPS (325) 795-4030	Taylor County SO (325) 674-1300	Trent VFD (325) 674-1300	Merkel EMS (325) 795-4900	
261	261	Taylor County	Abilene DPS (325) 795-4030	Taylor County SO (325) 674-1300	Trent VFD (325) 674-1300	Merkel EMS (325) 795-4900	

From Mile	To Mile	County/City	DPS	Law Enforcement	FD	EMS	Hospital
260	248	Nolan County	Abilene DPS (325) 795-4030	Nolan County SO (325) 235-5471	Sweetwater FD (325) 235-4304	Sweetwater EMS (325) 235-4304	Rolling Plains Memorial Hospital 200 E. Arizona Sweetwater, TX 79556 (325) 235-1701
247	241	Sweetwater City	Abilene DPS (325) 795-4030	Sweetwater PD (325) 236-6687	Sweetwater FD (325) 235-4304	Sweetwater EMS (325) 235-4304	
242	239	Nolan County	Abilene DPS (325) 795-4030	Nolan County SO (325) 235-5471	Sweetwater FD (325) 235-4304	Sweetwater EMS (325) 235-4304	
239	238	Nolan County	Abilene DPS (325) 795-4030	Nolan County SO (325) 235-5471	Roscoe VFD (325) 235-4304	Sweetwater EMS (325) 235-4304	
238	236	Roscoe City	Abilene DPS (325) 795-4030	Roscoe PD (325) 235-5471	Roscoe VFD (325) 235-4304	Sweetwater EMS (325) 235-4304	
237	228	Nolan County	Abilene DPS (325) 795-4030	Nolan County SO (325) 235-5471	Roscoe VFD (325) 235-4304	Sweetwater EMS (325) 235-4304	
226	217	Loraine City	Abilene DPS (325) 795-4030	Mitchell County SO (325) 728-5261	Loraine VFD (325) 728-5261	Mitchell County EMS (325) 728-5294	Mitchell County Hospital 997 West I-20 Colorado City, TX 79512 (325) 728-3431
216	207	Colorado City	Abilene DPS (325) 795-4030	Mitchell County SO (325) 728-5261	Colorado City FD (325) 728-5252	Mitchell County EMS (325) 728-5294	
206	198	Westbrook City	Abilene DPS (325) 795-4030	Mitchell County SO (325) 728-5261	Westbrook VFD (325) 728-5261	Mitchell County EMS (325) 728-5294	
197	189	Howard County	Midland DPS (432) 498-2130	Howard County SO (432) 264-2244	Big Spring FD (432) 264-2550	Big Spring EMS (432) 264-2550	Scenic Mountain Medical Ctr 1601 W. 11th Place Big Spring, TX 79720 (432) 263-1211 ext. 0
188	188	Coahoma City	Midland DPS (432) 498-2130	Howard County SO (432) 264-2244	Big Spring FD (432) 264-2550	Big Spring EMS (432) 264-2550	

From Mile	To Mile	County/City	DPS	Law Enforcement	FD	EMS	Hospital
187	182	Howard County	Midland DPS (432) 498-2130	Howard County SO (432) 264-2244	Big Spring FD (432) 264-2550	Big Spring EMS (432) 264-2550	West Texas VA Health Ctr. 300 Veterans Blvd Big Spring, TX 79720 (432) 264-4848
181	177	Big Spring City	Midland DPS (432) 498-2130	Howard County SO (432) 264-2244	Big Spring FD (432) 264-2550	Big Spring EMS (432) 264-2550	
HWY 176 ALTERNATE ROUTE BEGINS (TO CONTINUE PRIMARY ROUTE, SKIP TO MILE 176)							
Exit 176 via HWY 176 to Howard/Martin County Line		Howard County	Midland DPS (432) 498-2130	Howard County SO (432) 264-2244	Big Spring FD (432) 264-2550	Big Spring EMS (432) 264-2550	Midland Memorial Hospital 2200 W. Illinois Midland, TX 79701 (432) 685-1111 Medical Center Hospital 500 W. 4th St. Odessa, TX 79762 (432) 640-4000 Midland Memorial Hospital 2200 W. Illinois Midland, TX 79701 (432) 685-1111 Martin County Hospital 610 N. St. Peters St Stanton, TX 79782 (432) 756-3345
Howard/Martin Co. line to Martin/Andrews Co. line		Martin County	Midland DPS (432) 498-2130	Martin County SO (432) 756-3336	Stanton VFD (432) 756-3336	Stanton EMS (432) 756-3336	
Martin/Andrews Co. line to TX/NM Border 256-250		Andrews County	Andrews DPS (432) 524-1425	Andrews County SO (432) 523-5545	Andrews VFD (432) 523-3111	Andrews EMS (432) 523-5675	
HWY 176 ALTERNATE ROUTE ENDS (PRIMARY ROUTE FROM BIG SPRING RESUMES, NEXT LINE)							
176	164	Howard County	Midland DPS (432) 498-2130	Howard County SO (432) 264-2244	Big Spring FD (432) 264-2550	Big Spring EMS (432) 264-2550	
163	150	Martin County	Midland DPS (432) 498-2130	Martin County SO (432) 756-3336	Stanton VFD (432) 756-3336	Martin Co. Hospital (432) 756-3336	
149	139	Midland County	Midland DPS (432) 498-2130	Midland County SO (432) 688-1040	Midland FD (432) 685-7340	Midland EMS (432) 685-7340	
138	132	Midland City	Midland DPS (432) 498-2130	Midland PD (915) 685-7110	Midland FD (432) 685-7340	Midland EMS (432) 685-7340	

From Mile	To Mile	County/City	DPS	Law Enforcement	FD	EMS	Hospital
131	122	Midland County	Midland DPS (432) 498-2130	Midland County SO (432) 688-1040	Midland FD (432) 685-7340	Midland EMS (432) 685-7340	Medical Center Hospital 500 W. 4th St. Odessa, TX 79762 (432) 640-4000
121	119	Ector County	Midland DPS (432) 498-2130	Ector County SO (432) 335-3535	Odessa FD (432) 333-3641	Odessa FD (432) 333-3641	
118	115	Odessa City	Midland DPS (432) 498-2130	Odessa PD (432) 333-3641	Odessa FD (432) 333-3641	Odessa FD (432) 333-3641	
114	91	Ector County	Midland DPS (432) 498-2130	Ector County SO (432) 335-3535	Odessa FD (432) 333-3641	Odessa FD (432) 333-3641	
90	89	Crane County	Midland DPS (432) 498-2130	Ector County SO (432) 335-3535	Odessa FD (432) 333-3641	Odessa FD (432) 333-3641	
88	83	Ward county	Pecos DPS (432) 447-3533	Ward County SO (432) 943-6703	Monahans Dispatch (432) 943-3254	Monahans Dispatch (432) 943-3254	
82	79	Monahans City	Pecos DPS (432) 447-3533	Ward County SO (432) 943-6703	Monahans Dispatch (432) 943-3254	Monahans Dispatch (432) 943-3254	Ward Memorial Hospital 406 S. Gary St. Monahans, TX 79756 (432) 943-2511
78	73	Wickett City	Pecos DPS (432) 447-3533	Ward County SO (432) 943-6703	Wickett VFD (432) 943-6703	Monahans Dispatch (432) 943-3254	
72	67	Ward County	Pecos DPS (432) 447-3533	Ward County SO (432) 943-6703	Monahans Dispatch (432) 943-3254	Monahans Dispatch (432) 943-3254	
66	65	Pyote City	Pecos DPS (432) 447-3533	Ward County SO (432) 943-6703	Monahans Dispatch (432) 943-3254	Monahans Dispatch (432) 943-3254	
64	49	Barstow City	Pecos DPS (432) 447-3533	Ward County SO (432) 943-6703	Monahans Dispatch (432) 943-3254	Monahans Dispatch (432) 943-3254	

From Mile	To Mile	County/City	DPS	Law Enforcement	FD	EMS	Hospital
48	44	Pecos City, Reeves County	Pecos DPS (432) 447- 3533	Reeves County SO (432) 445-4901	Pecos VFD (432) 445-4911	Pecos EMS (432) 445-4911	
US 285	NM Borde r	Reeves County	Pecos DPS (432) 447- 3533	Pecos Dispatch (432) 445-4911	Pecos Dispatch (432) 445-4911	Pecos Dispatch (432) 445-4911	Reeves County Hospital 2323 Texas St. Pecos, TX 79772 (432) 447-3551

ATTACHMENT 1—DALLAS AND TARRANT COUNTY HOSPITALS

County	Hospital	Phone	Address	City	State	Zip
Dallas	Baylor University Medical Center	(214) 820-0111	3500 Gaston Avenue	Dallas	TX	75246
Dallas	Doctors Hospital	(214) 324-6100	9440 Poppy Drive	Dallas	TX	75218
Dallas	Parkland Memorial Hospital	(214) 590-8000	5201 Harry Hines Boulevard	Dallas	TX	75235
Dallas	Texas Health Presbyterian Hospital of Dallas	(214) 345-6789	8200 Walnut Hill Lane	Dallas	TX	75231
Dallas	Dallas Regional Medical Center	(214) 320-7777	1011 North Galloway Avenue	Mesquite	TX	75149
Dallas	Women's Hospital at Dallas Regional	(972) 686-1944	3500 Interstate 30	Mesquite	TX	75150
Tarrant	Baylor All Saints Medical Center	(817) 926-2544	1400 Eighth Avenue	Ft Worth	TX	76104
Tarrant	Texas Health Harris Methodist Hospital	(817) 250-2000	1301 Pennsylvania Avenue	Ft Worth	TX	76104
Tarrant	Texas Health Huguley Health System	(817) 293-9110	11801 South Freeway	Ft Worth	TX	76115
Tarrant	John Peter Smith Hospital	(817) 702-3431	1500 S. Main Street	Ft Worth	TX	76104
Tarrant	Medical Center of Arlington	(817) 465-3241	3301 Matlock Road	Arlington	TX	76015
Tarrant	Plaza Medical Center of Ft Worth	(817) 877-5292	900 Eight Avenue	Ft Worth	TX	76104

ATTACHMENT 2—PRIMARY AND ALTERNATE ROUTES



TAB B—WIPP ACCIDENT/INCIDENT NOTIFICATION FORM

Date/Time of Notification: _____ Shipment Number: _____

Name of Caller: _____ Agency : _____

Phone Number: _____ Fax Number: _____

Radio Frequency: _____ Call Sign: _____

Caller is: ☐ WIPP Driver
☐ First Responder
☐ Other (Specify) _____

Type Responder _____

Time of Accident/Incident: _____

Nature of Accident/Incident: _____

Location of Accident/Incident: _____

Current weather conditions at the Accident/Incident Site: _____

Status of WIPP Transportation:	Circle	
Are the TRUPACT/HalfPACT/RH-72B containers still on the trailer?	YES	NO

Are the containers damaged?	YES	NO
-----------------------------	-----	----

Are the TRUPACT/HalfPACT/RH-72B containers breached or broken?	YES	NO
--	-----	----

Are the containers leaking?	YES	NO
-----------------------------	-----	----

Are other Hazardous Materials involved in the incident?	YES	NO
---	-----	----

Are there any injuries?	YES	NO
-------------------------	-----	----

Number injured: _____ Number of fatalities: _____

Location of injured/fatalities: _____

Who else has been notified: _____

What additional assistance is required at this time?

DPS Personnel	<input type="checkbox"/>	Fire Department	<input type="checkbox"/>	HazMat Team	<input type="checkbox"/>
---------------	--------------------------	-----------------	--------------------------	-------------	--------------------------

EMS/Medical Personnel	<input type="checkbox"/>	Local Law Enforcement	<input type="checkbox"/>	DSHS/RCP	<input type="checkbox"/>
-----------------------	--------------------------	-----------------------	--------------------------	----------	--------------------------

TCEQ/RRC Spill Team	<input type="checkbox"/>	Spill Cleanup Contractor	<input type="checkbox"/>	DOE RAP Team	<input type="checkbox"/>
---------------------	--------------------------	--------------------------	--------------------------	--------------	--------------------------

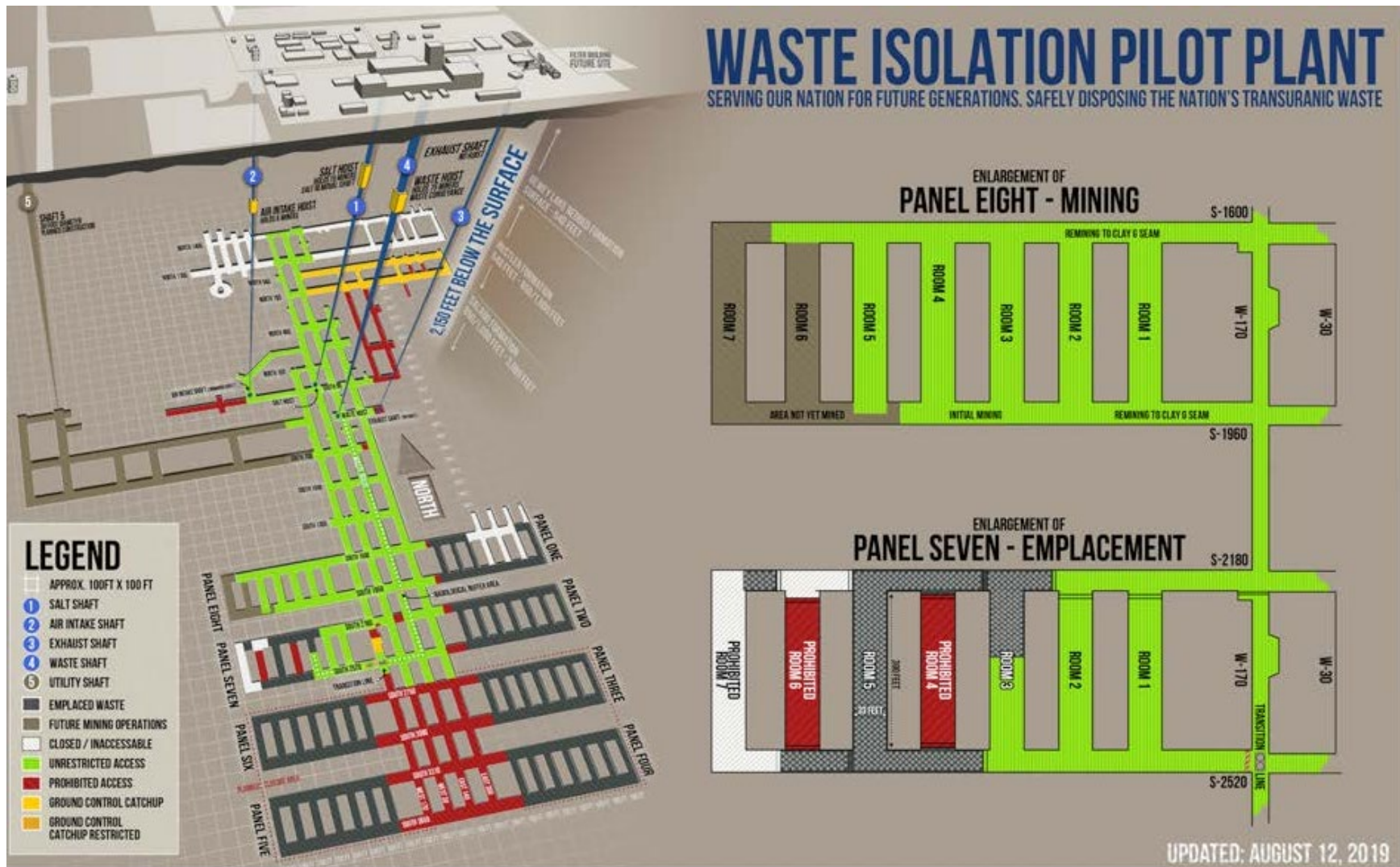
TxDOT Road Repair Personnel	<input type="checkbox"/>	Other (Specify) _____	<input type="checkbox"/>
-----------------------------	--------------------------	-----------------------	--------------------------

TAB C—WIPP TLETS MESSAGE GROUP

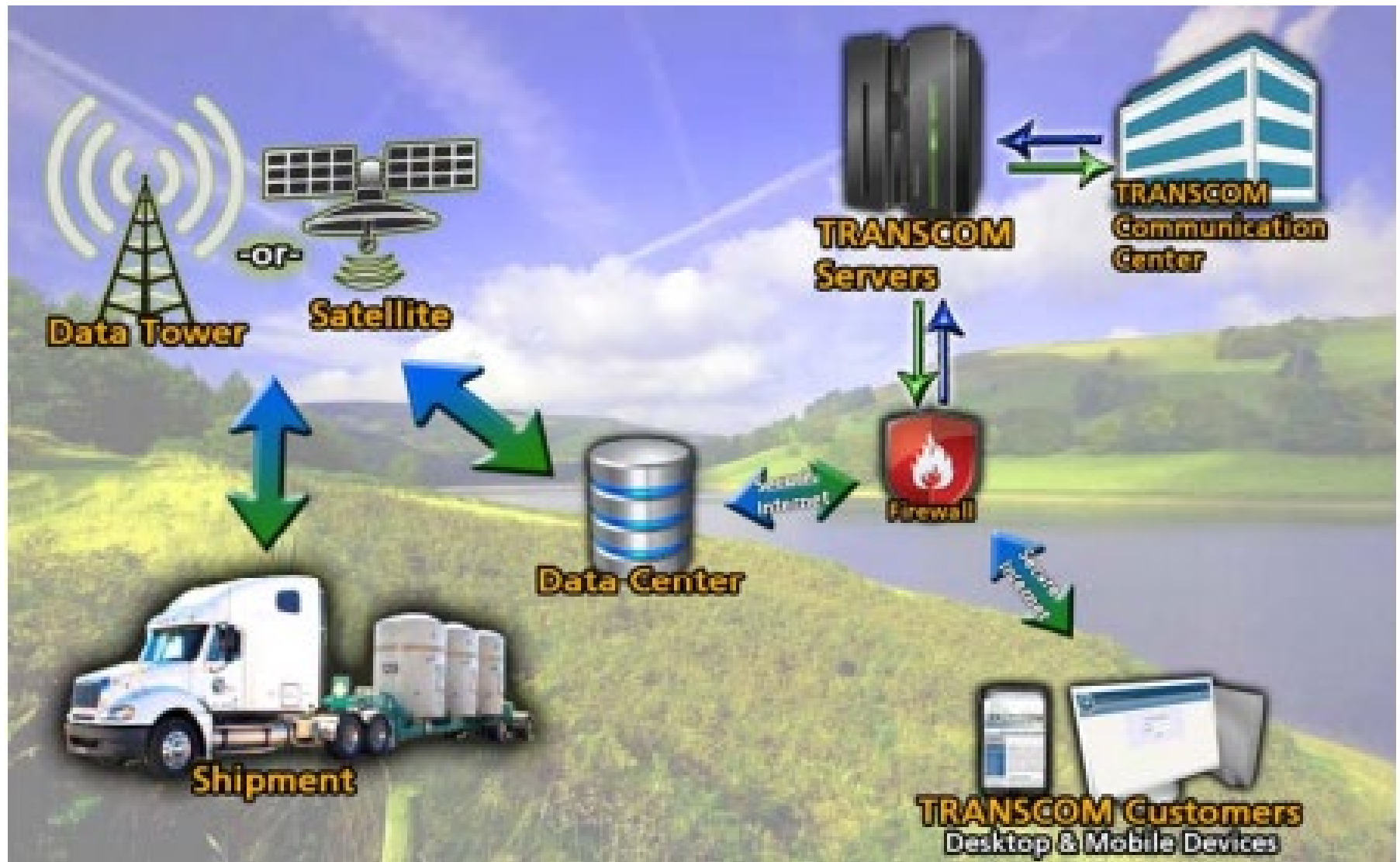
Mnemonic	Agency
01X1	ABILENE DPS
ALPZ	ABILENE PD
ALSP	ABILENE SO (TAYLOR) [PRINTER]
ARX1	ARLINGTON PD
DOHP	AUSTIN TX DEPARTMENT OF HEALTH [PRINTER]
BASZ	BAIRD SO (CALLAHAN)
BSX2	BALCH SPRINGS PD
BBKP	BENBROOK PD [PRINTER]
BSPP	BIG SPRING PD [PRINTER]
BSSZ	BIG SPRING SO (HOWARD)
CTSP	CANTON SO (VAN ZANDT) [PRINTER]
CYPP	COLORADO CITY PD [PRINTER]
CYSZ	COLORADO CITY SO (MITCHELL)
08X1	DALLAS DPS (GARLAND)
DHDZ	DALLAS HOSP DISTRICT PD (DALLAS)
DLPP	DALLAS PD [PRINTER]
DLSP	DALLAS SO (DALLAS) [PRINTER]
DYEZ	DYESS AFB SP (ABILENE)
ELPZ	EASTLAND COUNTY DISPATCH
FHLP	FOREST HILL PD [PRINTER]
FRYZ	FORNEY PD
FWPP	FORT WORTH PD [PRINTER]
FWSP	FORT WORTH SO (TARRANT) [PRINTER]
GDX1	GRAND PRAIRIE PD
HUTP	HUTCHINS PD [PRINTER]
KFSP	KAUFMAN SO (KAUFMAN) [PRINTER]
LNK1	LANCASTER PD
LINZ	LINDALE PD
LWPZ	LONGVIEW PD

Mnemonic	Agency
LWSZ	LONGVIEW SO (GREGG)
16X1	LUBBOCK DPS
MMPP	MARSHALL PD [PRINTER]
MMSP	MARSHALL SO (HARRISON) [PRINTER]
MSX1	MESQUITE PD
MDX1	MIDLAND COMM CENTER
18X1	MIDLAND DPS
MLSZ	MIDLAND SO (MIDLAND)
19X1	MINERAL WELLS DPS
MHPP	MONAHANS PD [PRINTER]
MHSP	MONAHANS SO (WARD) [PRINTER]
DSX1	ODESSA PD
DESP	ODESSA SO (ECTOR) [PRINTER]
PPSP	PALO PINTO SO (PALO PINTO) [PRINTER]
20X1	PECOS DPS
PCPP	PECOS PD [PRINTER]
PCSP	PECOS SO (REEVES) [PRINTER]
STNP	STANTON SO (MARTIN) [PRINTER]
79X1	STATE OPERATIONS CENTER
STSZ	STEPHENVILLE SO (ERATH)
SWPP	SWEETWATER PD [PRINTER]
SWSP	NOLAN SO [PRINTER]
FWHZ	TARRANT CO HOSP PD (FT WORTH)
TRLZ	TERRELL PD
31X1	TEXARKANA DPS
TIPZ	TYE PD
25X1	TYLER DPS
SCCZ	TYLER SO (SMITH)
WXPP	WEATHERFORD PD [PRINTER]
WXSP	WEATHERFORD SO (PARKER) [PRINTER]

TAB D—WIPP UNDERGROUND LAYOUT



TAB E—TRANSCOM ILLUSTRATION

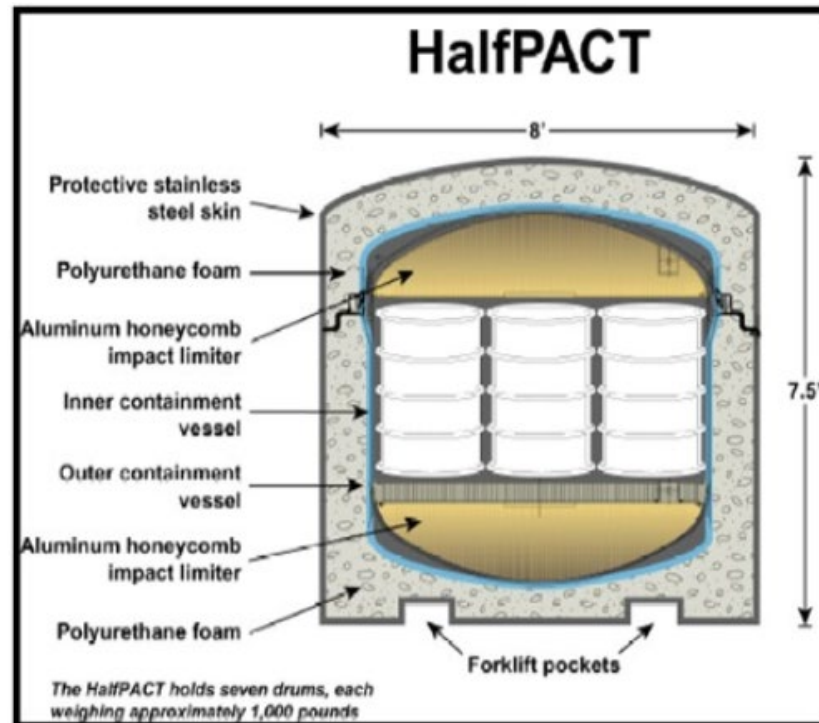
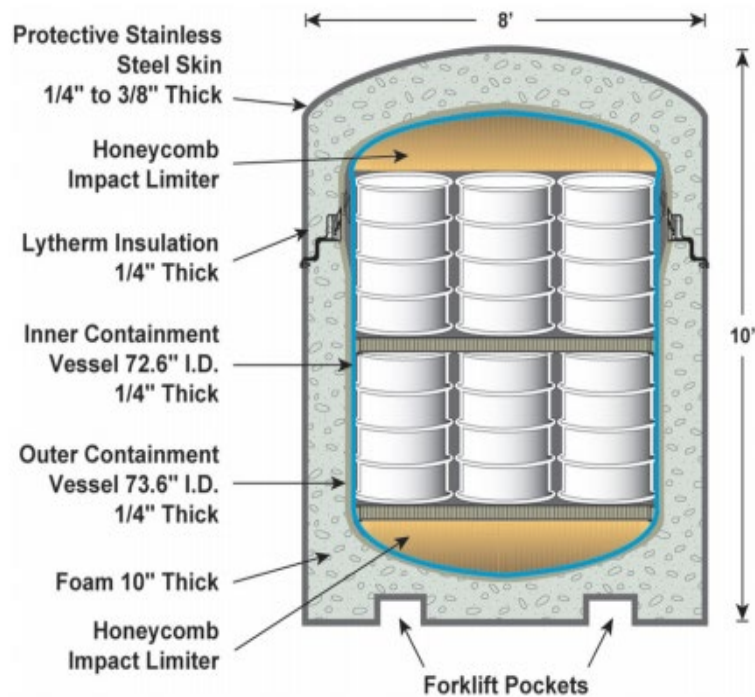


TAB F—WIPP SHIPMENT CASK

TRUPACT-II & HalfPACT



TRUPACT-II



TRUPACT-III



RH-72B

