

## Cast Solid Bronze Safe Touch™ 100 SAFE TOUCH

PROJECT:

TYPE:

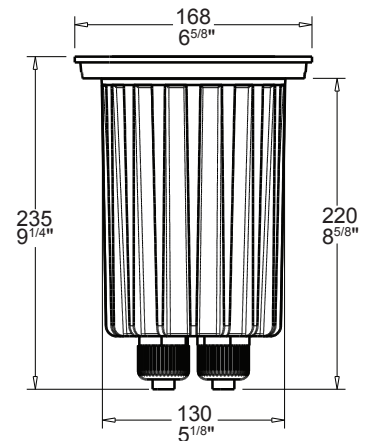
SOURCE:

NOTES:

### SPECIFICATIONS

IK10 IP68 CE cUL US LISTED

LED Chip	Cree CXA 1830 field replaceable LED board
Luminaire Output	2700 Lumens @ 700mA (26 watts) delivered from luminaire with unobstructed beam.
Lumens Per Watt	100 Lumens minimum @ 26 watts delivered from luminaire with unobstructed beam
CRI (3000K)	80 Standard, 90+ Optional
Colour Temperatures	2700K, 3000K, 4000K
Beam Angles	13, 20, 25, 34
Ingress Protection	IP68 <i>*not for use in pool or ponds</i>
Warranty	Electronics = 5 years Body Cast Solid Bronze = 25 years
Standards	BS/EN 60598.2.2 cUL 1598, CSA C22.2 No. 250.0 CE



### PRODUCT CONFIGURATION

Please fill in appropriate codes into boxes provided

Cat. No. ST100CSB

Luminaire	Power	Material/ Finish	Beam	Colour	Accessories
ST100CSB/SC ST100CSB/DB					
SR SERIES REMOTE R RETRO, 120-277vac INPUT D24 24VDC DRIVER		SBZ SOLID BRONZE SS STAINLESS STEEL SSP POLISHED SS	13 13° 20 20° 25 25° 34 34°	2 2700K 3 3000K 4 4000K 39 3000K, 90+ CRI	HCL/ST100 HEX CELL LOUVRE GS100 GLARE SHIELD LENSAR111F FROSTED LENS LENS100CAS ANTI SLIP LENS CJK CABLE JOINT KIT

#### SERIES REMOTE:

Constant current driver (included) individual fixtures require 37vdc @ 700mA maximum. 0-10 volt dimming.

#### RETRO 110-277vac DRIVER:

Constant current driver (included).  
Input: 120, 240, 277 volts.  
Output: 30 watts total 37vdc @ 700mA. 0-10 volt dimming.

#### 24VDC DRIVER:

Input: 24vdc.  
Output: 36vdc @ 700mA constant current (non dimming).  
*Note: not for USA.*

ADDITIONAL COMMENTS:

# LUMINAIRE CONSTRUCTION

## Body:

CNC machined sand cast silicon bronze.

## Flanges:

CNC machined from either Solid Bronze  
260mm x 6mm (10<sup>1/4</sup>" x 1/4") 316  
Stainless Steel 260mm x 6mm (10<sup>1/4</sup>" x 1/4").

All fixings are made from 316 Stainless Steel.

## Step Lens:

12mm (1/2") Extra clear, low iron, shatter resistant glass. Anti Slip option available. Lifetime warranty.

## Gaskets:

Silicone, iron impregnated 220°C (428°F).

## Cable:

Water resistant rubber.

## Adjustability:

The gimbal is fully adjustable, allowing 360° rotation and 0-20° elevation.

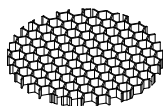
## Mounting:

The ST100 is available with a spun 316 stainless steel mounting canister for casting into the ground concrete.  
Maximum drive over speed 10 kp/h (6mp/h) with a maximum load rating of 2000kgs (4400lbs).

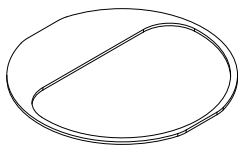
## Luminaire Weight:

6kg (13lb 4oz)

## ACCESSORIES



Hex Cell Louvre

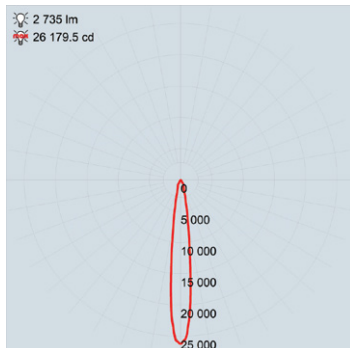


Glare Shield

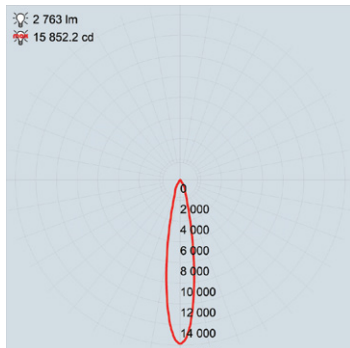
## BEAM ANGLES

High efficiency Reflectors. Field replaceable

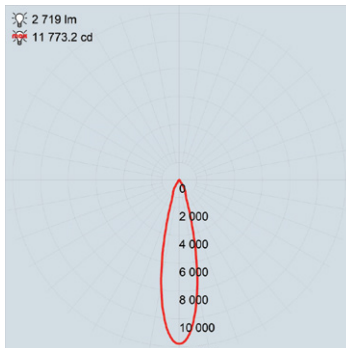
IES files available for download: [hunzalighting.com/downloads](http://hunzalighting.com/downloads)



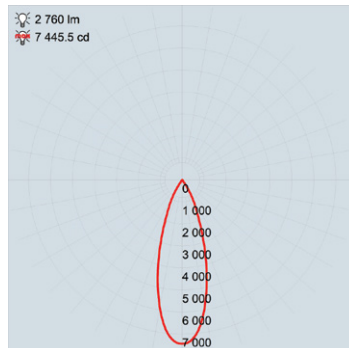
13° FWHM REFLECTOR



20° FWHM REFLECTOR



25° FWHM REFLECTOR

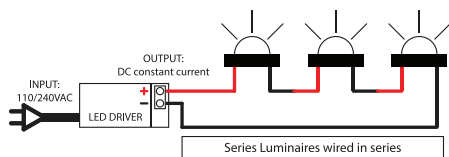


34° FWHM REFLECTOR

## WIRING GUIDE

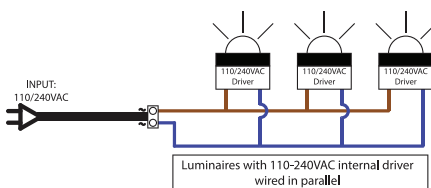
Available for download: [hunzalighting.com/downloads](http://hunzalighting.com/downloads)

### Series/remote driver



Diagrams are a guide only, wire colours and polarity may change depending on fixture and country

### 110/240v integral driver



### 24vdc integral driver

