

# Animal Behaviour Signs






Take a look at the animals below. Are they giving us any warning signs? Put a red **X** in the box next to those animals who are asking us to 'stay away' or a green tick **✓** beside those animals who are friendlier.



*Teachers: you can refer to the 'Animal Behaviour Signs' Lesson Plan for tips and hints*



Hey, there is something missing from this bull's nose? Can you work out what it is? When you have why not draw it!



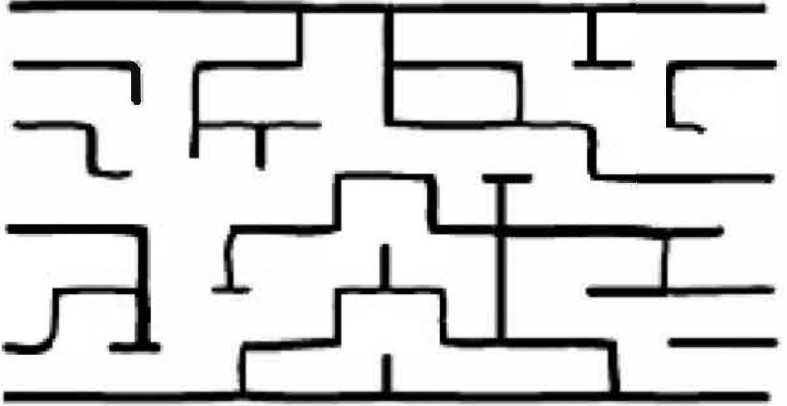
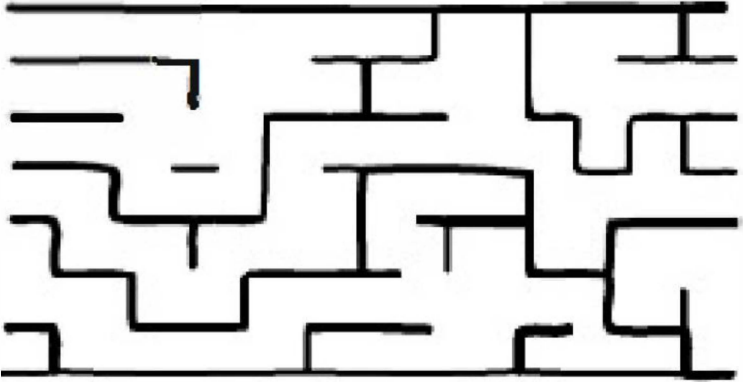
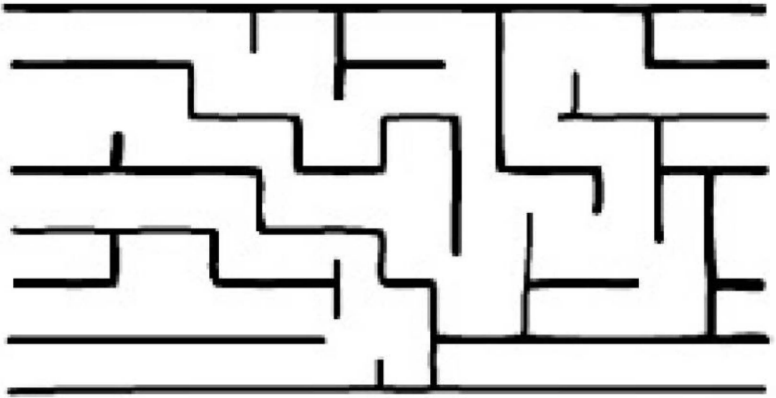

# Animal Behaviour Signs



Well done!

Now you can have some fun  
colouring in our animal friends!


Can you help the animals home?



# Tales from Riverside Farm

By Alma Jordan

Illustrated by Martin Beckett



Name: \_\_\_\_\_

Age: \_\_\_\_\_

Class: \_\_\_\_\_


Teacher: \_\_\_\_\_



# Tales from Riverside Farm

By Alma Jordan

Illustrated by Martin Beckett



Name: \_\_\_\_\_

Age: \_\_\_\_\_

Class: \_\_\_\_\_

Copyright AgriKids 2016

[www.agrikids.ie](http://www.agrikids.ie)

# Match the Signs



No Entry



Machinery Warning



Beware of Bull Warning



Posion Warning



Wear goggles



Electricity Warning



Warning




No Children Allowed





Draw a picture of your  
favourite tractor




# COLOR AND CONNECT THE DOTS



*Don't forget to mark out the  
blind spots on tractor!  
You cannot be seen at the  
blind spot - never stand near a  
moving tractor!*







## Machinery Word search Junior

I	C	T	R	A	C	T	O	R	M
M	S	G	M	G	Q	M	C	B	O
Z	C	A	R	W	Q	R	B	Z	W
V	D	O	W	N	U	N	Q	G	E
F	I	N	W	W	A	Y	W	G	R
O	G	P	H	Q	D	Q	W	R	H
Z	G	V	J	E	E	P	W	R	B
M	E	F	P	U	H	E	F	X	G
I	R	J	I	N	L	F	M	T	G
S	R	L	P	L	O	U	G	H	Y

Mower Quad Digger Jeep Car Plough Tractor

