

TS4-A-F

The TS4-A-F is the advanced add-on solution that brings rapid shutdown functionality to standard PV modules when paired with the Tigo RSS Transmitter.

Maximum power: 700W

Maximum voltage: 90V_{DC}

Maximum current: 15A_{DC}



Photovoltaic Rapid Shutdown System Equipment, QJW

Maximum string voltage 1000V/1500V depending on connectors.

Use ANSI/NFPA 70 wiring methods.


Modules must not be installed in readily accessible locations. (Canada only)

Connectors from different manufacturers cannot be mated with each other.

Photovoltaic Rapid Shutdown Equipment NEC 690.12 and C22.1-2015 Rule 64-218

The RSS Transmitter is an external device that provides a keep-alive signal to the PVRSE device via communications.

The Transmitter shall be powered from the same power as the RSI (Rapid Shutdown Initiator) circuit and tied to the shutdown of the inverter.



- ① PV Module -
- ② String -
- ③ String +
- ④ PV Module +



Class II double insulation

Output voltage is 0.6V when RSS Transmitter signal is not present.



High Voltage

If string is disconnected under load, wait 1 minute before reconnecting TS4-A-F. Verify that output voltage is 0.6V before reconnecting.

IMPORTANT NOTICE

Electricity will be supplied to the Tigo TS4-A output cables immediately when connected to a PV module exposed to sunlight. Use care when handling.

注意事項

当连接的组件暴露在阳光下时电力将会从Tigo TS4-A输出端输出。请小心处理。

ATTENTION!

Une fois connecté au panneau photovoltaïque exposé au soleil, les boîtiers Tigo TS4-A laisseront passer le courant. Soyez vigilant.

WICHTIGER HINWEIS

Bei Verbindung der Tigo TS4-A mit einem aktiven PV-Modul steht der Ausgang unmittelbar unter Spannung. Bitte Vorsicht im Umgang.

AVVISO IMPORTANTE

Prestare la massima attenzione: i cavi di uscita dei Tigo TS4-A sono già alimentati con energia elettrica quando vengono collegati a un modulo fotovoltaico esposto alla luce del sole.

안전을 위한 주의사항

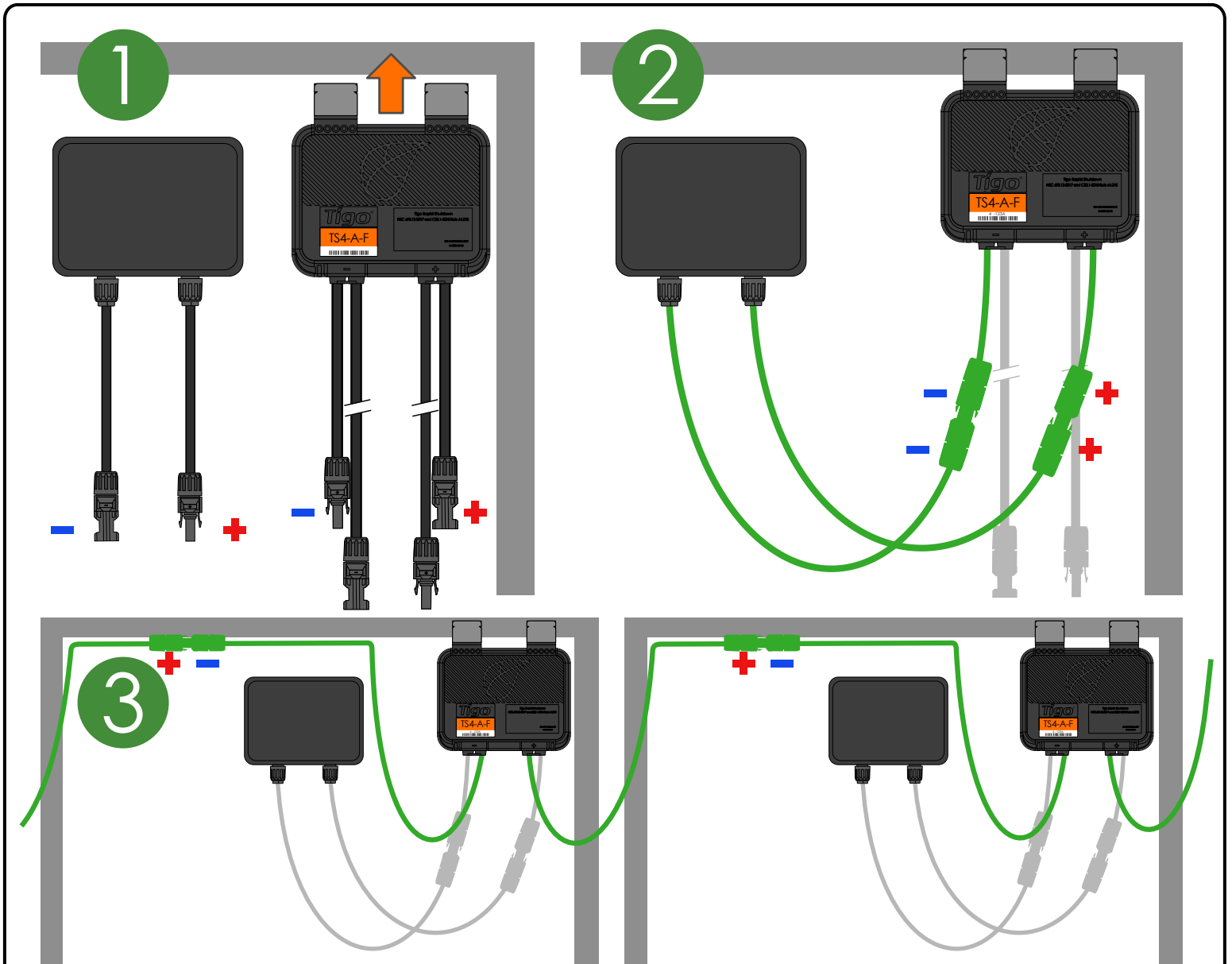
햇빛에 노출된 태양전지 모듈에 연결하면 Tigo TS4-A 출력 케이블에 즉시 전기가 흐르게 됩니다. 취급시 주의하십시오.

重要事項

日射下の太陽光モジュールを接続すると同時に、タイゴTS4-Aの出力ケーブルにも電気が流れますので、取扱いには十分ご注意ください。

¡PRECAUCION!

Al momento de conectar los cables de salida los Tigo TS4-A a un módulo fotovoltaico expuesto al sol, se iniciará la corriente eléctrica. Tenga cuidado en su manejo.



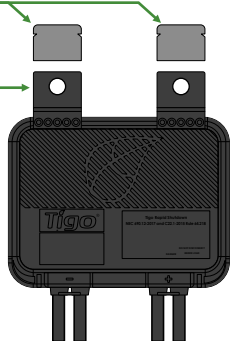
Note: When installing TS4-A-F, connect the input cables to the PV module before connecting the TS4-A-F output cables in series.

If disconnecting TS4-A-F, disconnect the TS4-A-F output cables from the string before disconnecting the input cables from the PV module.

RSS Transmitter must be powered off during TS4-A-F installation.

Removable clips

Mounting holes (M8)



For installation with frameless modules, remove metal clips and bolt TS4-A to rail.



support.tigoenergy.com



Manual



support@tigoenergy.com



International: 00800.2255.8446

Americas: +1.408.402.0802