

Temple House 

WEDDING PLANNING GUIDE





WELCOME

Congratulations on your engagement and thank you for considering Temple House as your wedding venue.

Temple House has been home to the Perceval family for over 350 years. Nestled in the idyllic surroundings of a 1,000 acre private estate we are delighted to welcome guests from near and far.

Best wishes as you embark on your journey together!

CONTENTS

4	Our History		
6	Your Wedding Your Way		
8	Ceremonies		
12	Reception		
14	Packages		
16	Accommodation		
18	Testimonials		
20	Wedding Planning Timeline		
22	The Perfect Picture		
24	Videography		
25	From Head to Toe		
26	Your Perfect Dress		
27	Beautiful Bridesmaids		
28	Blooming Beautiful Ideas		
	Suits You		32
	Finishing Touches		34
	Your Carriage Awaits		35
	Edible Centrepiece		36
	Wedding Entertainment		38
	Binding Your Together		39
	Accommodation		40
	Your Honeymoon		41
	Guest List		42
	Table Seating Plan		43
	Budget Planner		44
	My Wedding Notes		46

OUR HISTORY

A community of Knights Templars established themselves in a castle by the lake in the 12th century – and left their name in perpetuity. Long before that, Sir Perceval earned fame and honour as one of the Knights of King Arthur's Round Table. History records that Ascelin Goval de Perceval defended his castle of Yvery in Normandy in 897 and, a few generations later, a Perceval helped to invade England as part of the retinue of William the Conqueror. In the 16th century, a member of the family was granted land in Ireland as a reward for his services to Queen Elizabeth I and a descendant of his married in 1665 Mary Crofton, heiress to the lands of Temple House. With a short, but significant, break in the 19th century, the Percevals have lived at Temple House since then.



Temple House today looks down on its ancestral dwelling, in the shape of a picturesque, ivy-covered ruin of buildings in brick and stone. There is little doubt that this is where the Templars built their fortress in 1181, but the scene in Temple House over eight hundred years has been one of unending rebuilding and refurbishing and the stones of the first castle have been recycled more than once. As every reader of *The da Vinci code* will know, the Templars came under suspicion of the authorities in Rome and were disbanded in 1311. Their castle by the River Owenmore was granted to another order of Crusaders, the Knights Hospitallers and they embarked on extensive rebuilding. Their work can still be seen in the form of vaulted chambers on the ground floor of the ruins.

Outside, the scene remains pastoral and idyllic. One or two generations of trees have come and gone, and many generations of sheep – but the appearance has scarcely changed. It's a place where you can wander for hours or perhaps take a boat out and attempt to catch one of the monster pike that inhabit the lake.

In the outside world, the immediate surroundings include the mystical caves of Keshcorran and the fabulous Bricklieve Hills, with their spectacular stone-age cemetery Carrowkeel. To the west are the wonders of County Mayo and to the north is Sligo with its mountains, lakes and immortal memories of W B Yeats. Remote in one way in both time and space, Temple House is also very much part of 21st century Ireland.




YOUR WEDDING YOUR WAY

Set amidst a 1,000-acre private estate overlooking the lakeside castle of the Knights Templar. We pride ourselves on the flexibility of our approach making this country house such a special wedding venue! We pride ourselves on the flexibility of our approach making this country house such a special wedding venue! Perhaps it is because it has been the family home since 1665 that makes the atmosphere here so peaceful and special for wedding parties.

Temple House boasts rooms of enormous proportions and grandeur and yet there is a real sense of intimacy here too. The terraced gardens are spectacular, the whole setting breathtaking. We can welcome small intimate gatherings or larger parties.

We would always suggest that the wedding party take the house for more than just the day. You will enjoy your stay all the more. There is a special ambiance at Temple House and she loves a celebration.





CEREMONIES

The ceremony is a celebration of your love and commitment to one another that you share with family and friends.

Whether it be a church, civil ceremony, a humanist ceremony or whatever you choose; we have the most beautiful wedding venue. Maybe you would prefer to mix it up a little by doing the legal stuff elsewhere and then have a blessing here.

FLEXIBILITY

You can choose anywhere but our favourite spots are in the terraced garden or in the large newly refurbished gallery which has a spectacular skylight.



TRADITIONAL CHURCH CEREMONY

There are several beautiful churches and chapels of all denominations in the area.

Picturesque and historic Roman Catholic and Church of Ireland churches are within a couple of minutes' drive. Many of our brides fall in love with the pretty stone cut chapel of Ballymote Church. For larger weddings, the Cathedral in Sligo is a beautiful setting. Killoran Church, Rathbaron is a favourite C of I option.

CIVIL CEREMONY

Your civil ceremony must take place Monday-Friday. We just love the newly refurbished gallery where you shape the ceremony with your music and readings. The guests are seated on luxury French Gold Camelot Chairs before you begin your ascent up the aisle. www.hse.ie/go/marriage

HUMANIST MARRIAGES, VOW RENEWALS & CIVIL PARTNERSHIPS

This is a popular alternative to a civil ceremony which can also be held on a Saturday. Humanist ceremonies are all about a couple celebrating their love for each other and making a commitment to one another in the company of those people who are important to them. This is done with appropriate, well-chosen words, readings and music in a beautiful venue. www.humanism.ie



SPIRITUAL CEREMONIES

A large team of Registered Solemnisers is available all of whom can perform the blessing and the legal element of a wedding ceremony.
www.spiritualceremonies.ie

ONE SPIRIT INTERFAITH MINISTER

You create your own vows and work with the Minister to design a meaningful ceremony full of your favourite readings and music.

This approach offers an alternative to the traditional religious wedding. “Together with each couple I create a legal marriage ceremony, one that is completely relevant to them and allows them to express their personal beliefs in an authentic and sacred manner.”
www.interfaithministers.ie

CELTIC DRUID TEMPLE HANDFASTING & CELTIC WEDDING SERVICES

The Celtic Druid Temple is a registered religious charity, established to promote and teach Druid Spirituality, beliefs and customs. This is a traditional celebration steeped in Irish heritage suitable for all couples.
www.celticdruidtemple.com





RECEPTION

A GREAT BIG HOUSE PARTY FOR UP TO 160

Your wedding reception at Temple House is supposed to be a great big house party – a very special party. It is unusual and deliberately different. You seek an elegant alternative to the regular hotel receptions and a relaxed house party style reception appeals.

All the elements that you envisage are included in a beautifully relaxed way.

A WONDERFUL COUNTRY HOUSE WITH TERRACED GARDENS THAT SWEEP DOWN TO THE LAKESIDE CASTLE OF THE KNIGHTS' TEMPLAR.

THE REVEAL

How the party flows is very important. We are so lucky to have the space and setting to reveal one element of the party at a time, keeping it fresh and fun the entire day.

BUBBLY

Champagne or Prosecco is sipped beneath the 32ft ornate vestibule ceiling or in the sunny garden overlooking the lake. Quite often the musicians who play for the ceremony will play now too.

SPEECHES

Guests are entertained in the garden, the vestibule or dining room allowing us to offer 2 options for the Wedding Breakfast.

The traditional order of wedding speeches is; father of the bride, groom, best man and other toasts. Alternatively; father of the bride, groom, bride, bridesmaids/maid of honour, best man, other toasts.

16-160: SIT DOWN

Your guests are seated in either the dining room and/or in the old drawing room. 120 in one room and 40 in the other. Don't forget that you've done the speeches already. More guests can join the after party for dancing too if you wish. We do the catering and it's fabulous. (2 day rental).

80-160: COUNTRY HOUSE BUFFET

You love this venue and 'get' the idea of a buffet style do, into which we weave the speeches, then no marquee is required. We do the catering and it is all a great deal simpler and less costly. You will enjoy the wonderful atmosphere of the Big House Party throughout the day. (2 day rental)

DECORATION

It is your day so we prefer that you plan your own flowers and decoration. That way every celebration is different. We do have some candles, lanterns etc to which you may add your own touch. If however you would like us to arrange flowers and some other elements ask us.

MUSIC & DANCE

The party continues. Following a delicious meal everybody migrates to the newly refurbished wing. You've a ball room, a gallery with bar and a quiet room all focused on having a good time.

FIREWORKS

Have you considered fireworks? They are truly spectacular down by the castle.
www.painsfireworks.com

A SURVIVORS' PARTY

Day 3 is becoming increasingly popular. You simply take the house for B&B on day 3 so that you do not have to depart all of a sudden. Meet friends and family, for example at Strandhill, go for a wander on the beach and then enjoy some food in a gastro-pub. Some will skip the walk! You return again to Temple House that evening to relax by the fire.





PACKAGES

SIT DOWN

16 - 160 + GUESTS (120 IN ONE ROOM)

Your guests are seated either in the dining room and/or in the old drawing room. 120 in one room and 40 in the other. Don't forget that you've done the speeches already. More guests can join the after party for dancing too if you wish.



COUNTRY HOUSE BUFFET

20 - 200 GUESTS

You love this venue and 'get' the idea of a buffet style do, into which we weave the speeches. You will enjoy the wonderful atmosphere of the Big House Party throughout the day.







ACCOMMODATION

You take the house the day before your wedding so that you, your friends and family can settle in, decorate and relax into the special atmosphere here. The venue means the great house, gardens, lake and miles of walks around the estate.

THE PACKAGE INCLUDES 2 NIGHTS B&B FOR UP TO 20 IN THE BIG HOUSE.

There is also an optional self catering cottage that sleeps 8.

The bride usually stays in the big house and the groom 'opts' for the cottage the night before! It means that she can get ready in style with loads of space for bridesmaids. The photography is fabulous in the big bright bedrooms. Ask about our bedroom called The Half Acre.

For those unable to stay on the estate we suggest an easy shuttle to Ballymote or central Sligo hotels. A shuttle bus works best with fewer destinations.



TESTIMONIALS

“ We had a great day for our wedding at Temple House. We found Roderick very helpful in planning the day and he has a lot of experience of hosting weddings so this was very useful. We made a few visits before hand and this was never a problem. Temple House suited us very well as we had a number of family members attending and we were able to stay in the house together the night before. This also made the day of the wedding itself very relaxing. We were able to contribute our own decorations (candles, flowers etc). Everyone remarked on the delicious food and everything went very smoothly. All in all we had a great day which we can look back on with nice memories in years to come.

- MAEVE & CONAN

“ It was incredible. Roderick and Helena were excellent throughout. They were responsive and supportive with all arrangements prior to the day. We found them to be very welcoming and we appreciated their laid-back approach. All staff were so friendly and smiley, they were a pleasure to have around. The house itself is magnificent and a great place to stay. We had it for the whole weekend. We also took advantage of the cottage along a private road not far from the house. It was a great place for the groom and groomsmen to stay prior to the wedding day. We would recommend the intimate meal with your nearest and dearest the night before the wedding also.

The venue speaks for itself but there is the option to decorate it further should you wish. Roderick really helps move your guests from room-to-room throughout the day. Thank you again to all at Temple House.

- HOLLY & ADAM

“ We loved the relaxed, family home atmosphere and different options with regard to wedding ceremony and reception. The Percevals are extremely good hosts that have an excellent, very polite and efficient team around them that made the day go by smoothly. Also the cook is great, and had the entire menu perfectly served for all our guests. We loved that we had the entire place to ourselves and that the Perceval family was very flexible and accommodating. We were able to implement all our decoration ideas and the entire team was very helpful.

- ALEKE & KILLIAN

“ From the minute we stepped through the door over a year before our big day, we knew it was the place for us. Welcoming and unique, the house offers both grandeur and homeliness.

Roderick is an exceptional host. He is a gracious and attentive with humour and charm and ensures that you and your guests have all that you could wish for. The whole team were truly fantastic. One of our guests remarked that watching the speeches on the staircase reminded them of the intimacy and emotion of Christmas Eve. One of the wedding party took us aside to say that the house, although grand, made them feel comfortable as soon as they arrived and that staying there made the day truly special.

- MARY & DAVID



YOU'VE SET THE DATE!

But there's so much to think about now... Where to begin?

Don't panic. This essential guide will remain your best friend for the next few months, providing you handy tips on all the core elements of planning your special day.

We've included a month-by-month list of what you need to be doing as you count down to the wedding itself. Following this will support you keep track of everything; you can make notes and have everything you need to know all in one place.

On the other pages of this guide are useful information and – we hope – inspiration to help with all those niggling worries; how big does the cake need to be? What style dress will suit my figure best? How do we know what size marquee to hire? There are also

ideas about stag and hen parties, entertainers, photographers, and honeymoons to get you both talking about what will make the event perfect for YOU.

Ultimately, the seating plan will be where you can decide if Aunt Emily and Great Uncle Robert are sitting too close for comfort – every family has its different dynamics; mixing your two families together will be doubly complicated. Using the table planner means you can try different groupings to ensure everyone has a happy and harmonious time at the reception.

Therefore, enjoy browsing the ideas, make use of the monthly countdown and get planning your dream wedding.



WEDDING PLANNING TIMELINE

A SUPER HELPFUL CHECKLIST AND STEP-BY-STEP GUIDE TO PLAN YOUR BIG DAY



WHEN YOU GET ENGAGED

- ♥ Settle on Your Budget (P 44)
- ♥ Start Gathering Names & Addresses for Your Guest List (P 42)
- ♥ Narrow Down Your Potential Date to Two or Three

12 MONTHS To Go

- ♥ Hire a Photographer & Videographer. *DON'T* Procrastinate - Many Are Fully Booked a Year in Advance! (P 22-24)
- ♥ Book Wedding Day Transport (P 35)
- ♥ Begin Shopping For Your Wedding Dress (P 26)
- ♥ Choose Your Bridal Party (P 27)
- ♥ Set a Date!
- ♥ Send Out 'Save the Date' Cards to Your Guests
- ♥ Book a Block of Hotel Rooms for Out of Town Guests (P 40)

11 MONTHS To Go

- ♥ Plan Ceremony & Reception Décor
- ♥ Set Up an Appointment With Your Florist to Decide What Types of Bouquets & Table Displays You Need (P 28-31)

10 MONTHS To Go

- ♥ Set Up Wedding Gift Lists
- ♥ Choose Ceremony & Reception Music (P 38)
- ♥ Choose a Style of Wedding Cake & Make Sure Everyone Gets a Slice (P 36-37)

9 MONTHS To Go

- ♥ Order Your Wedding Dress & Have Alterations Done
- ♥ Send Out Official Wedding Invitations - Don't Forget to Include an R.S.V.P Date
- ♥ Order Hair Accessories
- ♥ Go Shopping For Rings & Any Other Jewellery (P 39)

6 MONTHS To Go

- ♥ Have a Practice Run on Your Hairstyle & Makeup so You Can Make Any Final Tweaks to Your Look (P 34)

5 MONTHS To Go

- ♥ Make arrangements for any rental items such as photobooths, tables, chairs, linens etc
- ♥ Arrange any additional sound equipment required

4 MONTHS To Go

- ♥ Choose Groom's Attire & Arrange Any Alterations (P 32)
- ♥ Purchase Any Other Bridal Accessories Including Lingerie, Garter & Shoes

3 MONTHS To Go

- ♥ Check Accommodations Are Booked For Guests

2 MONTHS To Go

- ♥ Pay Your Final Venue Fee & Accommodation Costs

6 WEEKS To Go

- ♥ Check Your Wedding Rings Have Been Altered to Fit
- ♥ Arrange a Final Try on of Your Bridal Dress
- ♥ Confirm Flowers With Florist
- ♥ Have Final Venue Meeting

4 weeks to go

- ♥ Finish Writing Speeches
- ♥ Confirm Food & Drink
- ♥ Finalize Seating Plan
- ♥ Confirm Suppliers Arrival or Delivery Times

Happy Wedding Day

- ♥ Have a Trusted Friend or Family Member Handle Payments for Suppliers

THE PERFECT PICTURE

Wedding photography has moved on light-years from the traditional stuffed shirt poses of yesteryear. Images of the couple against the setting sun, aerial views of all the guests on a lawn, or a shot of the bride lying down with her dress fanned out around her – all these are innovative ideas which modern photographers are producing. So, firstly, think about exactly what parts of the day – and maybe the lead up – you want...

1. PRE-WEDDING SHOOTS

These are becoming more popular and can make a lovely front cover for the order of service, maybe a large centrepiece as the guests enter the reception or to be included in personalized wedding favours.



2. PREPARATION

Many couples now allow the photographer access to their homes before the wedding to capture those candid moments as they dry their hair, drink a nerve-steadying glass of champagne or have a giggle with bridesmaids and groomsmen. Although you might think you'll be far too stressed to have someone taking photos of the chaos, they do make for a really original memory to look back on afterward.




3. THE SERVICE

Videographers will, if the venue allows it, make a minute by minute record of people arriving, the grand entrance and the vows. Time passes in a whirl for the couple, so being able to replay the ceremony is very special. Photos of the occasion, too, are lovely to have – the special moment where you exchange rings, have your first kiss or exit the ceremony arm in arm showered in confetti.

4. AFTERWARDS

Although the traditional photos with family and friends are extremely important to have, there are now companies who will allow everybody to take their own photos and videos and then edit them into a professional montage of the day from your guests' viewpoint. Another lovely idea is to ask guests to download an app onto their phones which enables them to upload photos to a dedicated site for you to look back on later. It's your very special day. You want the memories to truly reflect this, so make sure you know what you want and that your chosen photographer does too!



SOPHIA TRAVERS

WEDDINGS



It's always such an honour to be able to witness 2 people joining their lives together. There is such joy and such pure emotion and this is what I love to capture. I work unobtrusively so you can be fully present in the moment and spend more time enjoying your day with each other and your guests, and give you natural and elegant portraits to cherish.

“The images she captured were so natural and honest. We could not have got a better photographer, she definitely has the touch and flare that any couple would work so easy with.. top class!! Thank you Sophia, we are forever grateful for all you captured on our special day.”

CONTACT DETAILS

353 86 107 0679

SOPHIATRAVERSWEDDINGS.COM

SOPHIATRAVERSWEDDINGS@GMAIL.COM

VIDEOGRAPHY

Wedding Videography has come a long way over the years, and is now arguably at the forefront of most couple's vendor list!



CINEMATIC WAYS TO CAPTURE YOUR DAY

With new specialist equipment such as steadycams, drones, and digital DVD exhibition, the right videographer has the power to turn your special day into a cinematic masterpiece. A videographer adds true value to your Wedding Day, capturing the incredible hard work you and your soul mate have spent months meticulously planning and preserving your commitment and celebrations indefinitely.

Fitting everything around your wedding budget is understandably a tricky part of organizing your day, however, videography is something that cannot be missed off the list of necessities. In weeks, months and even years since your magical moment, it is good to relive that day as a glorious trip through memory lane, or just to remind each other how much you appreciate their existence by looking back at your shaky palms and graceful "I do's" - as well as always having your friends, family and loved ones together on film forever.

Naturally, the excitement of your wedding day will mean moments fly by in a blur, so it is important to catch every moment as it happens. You will be able to watch the day play out through the perspective of your family and friends, from watching yourself walk down the aisle, to cutting the cake and dancing through the night, a videographer will be at hand to film and document a kaleidoscope of memories that you can cherish for years to come.

Complementary to this, videographers can make breathtaking cinematic trailers from your big day, which you can share with family and friends at your leisure, as well as having your speeches and ceremony to hand to re-live your wonderful day whenever you desire.



FROM HEAD TO TOE

THE FINISHING TOUCHES FOR PERFECTION

Most couples love a bit of tradition on their big day - and what could be more so then Old, New, Borrowed & Blue? All this can be incorporated into your accessories to bring those finishing touches to your wedding style.

OLD

When thinking of the 'old' part, a piece of favourite jewellery, perhaps a family heirloom, fits the bill nicely. However, maybe you want to think about incorporating a pair of vintage lacy gloves into your outfit; a beautiful stylish antique watch could be just the thing (a pocket watch on a chain sets off the groom's waistcoat to perfection); incorporate a small locket into your headdress or bouquet where, perhaps, only you now it's there - there are many innovative ways to add 'old' to your accessories.

NEW

This is probably the easiest part; new wedding rings, new outfits, new shoes - these fit the bill for this category - but maybe surprised your loved one by wearing a new fragrance?

BORROWED

In the grandest families, the family tiaras are often loaned to the bride on her wedding day; for ordinary mortals maybe a friend wore something lovely on their day which they could lend you? If you aren't going for a traditional veil then perhaps hiring a hat or other headwear could count as 'borrowed'? If you decide to go down this route you will find that it is also possible to borrow, for a fee, some stunning jewellery or even your very own tiara for the day.

BLUE

This is the part where you can as cunning as you like! Shoes in a delicate shade of blue may complement your outfit, or a small blue flower tucked away in your bouquet might be an idea - talk to your florist. If you want your blue to be more of a statement then a statement piece of blue sapphire jewellery could look stunning on your wrist or neckline. For an unusual and practical idea, a small blue quilted or embroidered bag hung delicately from your wrist may be something to consider - even the bride need something to put her lipstick on a tissue or two on the big day.

CHOOSING YOUR PERFECT DRESS

The dress is, quite possibly, the single most expensive item of clothing you will ever purchase, so it's really important to look stunning in yours. White is, of course traditional, but not every skin tone suits it; ivory, oyster, cream or even silver - grey can all be extremely effective. Ask for a variety of shades - or even colours - to see which makes you look your best...

Although the range of styles and designs may seem limitless, there are, in fact, seven basic dress shapes. Understanding the shapes which are best suited to your build will help you know what you are looking for before you even begin shopping.



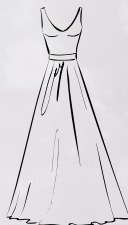
PRINCESS

This style has a fitted bodice & hips with a skirt which gently flows outwards to become full at the hem. This design is perfect for making brides look thinner & for those who have a pear-shaped figure and/or a short waist. Those with a full hourglass figure may be best avoiding a Princess style.



EMPIRE

This shape is reminiscent of Jane Austen heroines, a high waist & gently flared skirt which is much narrower overall than the Princess of Ball Gown. Slimmer figures may suit this style best, although it is also good for disguising wide hips & making shorter brides look taller.



COLUMN

As its name suggests, this design is quite narrow from shoulder to hem & fits the figure quite closely everywhere. This type of dress is best suited to slimmer brides, although it can look flattering on an hourglass figure if you want to make the most of your curves.



TRUMPET

Somewhere between a Mermaid & a Princess cut, this style flares from the mid-thigh area into a fuller shape than the mermaid tail. Small-waisted brides will find it accentuates their figure beautifully; those with an apple or pear-shaped figure are probably best avoiding it, however.



BALLERINA

The classic style usually ends mid-way between the knee & ankle. Most often having a full skirt, it can be ideal for just about any shape or size. This style has a 1950s feel, so could be perfect for vintage themed weddings.



BALL GOWN

Imagine Cinderella's dress when she goes to the ball; this is exactly the silhouette of a Ball Gown dress. The bodice is fitted but the dress begins to flare at the waist & continues, as the Princess, to a full skirt at the hemline. This shape looks best on tall, full-figured women. Shorter brides & those with a less generously proportioned figure may look somewhat 'lost' in this style.

BEAUTIFUL BRIDESMAIDS

Your bridesmaids are the complement to you and your dress, everyone needs to look their best.

If you thought to decide on your wedding dress was tricky, the issue of selecting dresses for your bridesmaids and matron of honour can be a veritable minefield. However, a few pointers can help with the process and smooth the way...

ONE

Remember, bridesmaids are generally expected to pay for their own dress, so perhaps a gentle reminder about this could be timely. Remember this yourself, too, and take their budgets into account when choosing their outfits.

TWO

Should your attendants have a wide age-range, consider a colour theme but with different styles to suit younger and older attendants. If you have many different skin-tones or hair colours to try to suit, perhaps choosing one style in different colours could be an option too.

THREE

If you select strapless, one shoulder or halter-neck styles, make sure everybody has a suitable bra too. Stray straps on the wedding photos aren't something you will be wanting to see.

FOUR

When ordering the dresses, ensure you allow enough time to have any alterations done. A few extra weeks before the actual date should give plenty of time, but speak to the staff who will be doing the work to check. If there are any doubts about what size somebody needs, it's always easier to take large dresses in than let a smaller one out.

BLOOMING BEAUTIFUL IDEAS

Flowers are a beautiful complement to your wedding day; from small, elegant buttonholes to spectacular focal arrangements for your reception, but don't rush into any decisions before deciding what you need.

The colour scheme is obviously important so your florist knows which shades work with, but if you're undecided it's a good idea to begin designing. If you do have a colour scheme in your mind then take some swatches, photos or other items - such as you might use a mood board - to show the florist what you are thinking of. Another thing which will need to be taken into account for the design is your wedding style - Vintage, Sophisticated, Rural, - make sure the flowers fit the theme of the overall day.

After working out how many buttonholes, corsages, posies, and bouquets you need for the wedding party, think about what you need for the venues. If you are getting married in a church with sumptuous stained-glass windows, then too many flowers may not be necessary - perhaps a couple of simple arrangements

with some candles or other appropriate additions would be more suitable. Discuss this with the celebrant; they may well have seen many different weddings at your venue and can advise of what looked best.

For the reception, if this is at the same location as the service then the larger arrangements could be moved from the ceremony to the dining area to get maximum use out of them. Likewise, with any bridesmaids' posies- these could be designed to be placed in vases and re-used as table centrepieces. Although flowers are an expensive part of the occasion, with a little careful planning you can get the best value possible for your budget.



FEEHILY'S FLORIST

est 1981



- Family Business based in Sligo
- 38 years of Experience over two generations
- Best Irish Florist of the Year

T: 071 9159200 **E:** INFO@FEEHILYS.COM
UNIT 2 DUBLIN ROAD, BUSINESS PARK, CARRAROE, SLIGO.

WWW.FEEHILYSFLORIST.COM

Book Your
PRIVATE
CONSULTATION
with our
WEDDING
EXPERTS





VIP WEDDINGS

WEDDING & EVENT STYLING

**VIP WEDDINGS IS A ONE-STOP SHOP
FOR ALL YOUR FLORAL AND STYLING**

Each styling is uniquely tailored to your tastes, needs and individuality.

We only take one Full Styling Booking* per date so we are on -site for the day to ensure every detail is perfect.

• • • • •

OUR SERVICES

- Bouquets and Bridal Party Flowers
- Venue Floral Arrangements
- Church & Ceremony Styling
- Backdrops and Room Draping
- Table centerpieces & Styling
- Personalised Props & Seating Plans

• • • • •

TESTIMONIALS

“The results were breathtaking I was brought to tears when I walked in and saw the results of our vision” - Joy & Shane

“You have a wonderful presence and a great help and support to any bride to be” - Marie & Darren

• • • • •

Ballina, Co Mayo | 0868382692
info@myvipwedding.ie

LEITRIM FLOWERS

SIMPLY GORGEOUS WEDDING FLOWERS



LEITRIM FLOWERS GROWS BEAUTIFUL FLOWERS, LOCALLY. OUR FLOWERS ARE PERFECT FOR A ROMANTIC WEDDING. WE GROW COSMOS, LILY OF THE VALLEY, LARKSPUR, DELPHINIUM, LILAC, CORNFLOWER, LOVE IN A MIST AND SO MUCH MORE. WE ALSO GROW OUR OWN FOLIAGE. SO WHETHER YOU WANT A ROMANTIC NATURAL LOOK OR SOMETHING DRAMATIC AND DIFFERENT, WE CAN CREATE IT FOR YOU, BEAUTIFULLY.

Leitrim Flowers: Kilnagross, Co. Leitrim;
www.leitrimflowers.ie; info@leitrimflowers.ie

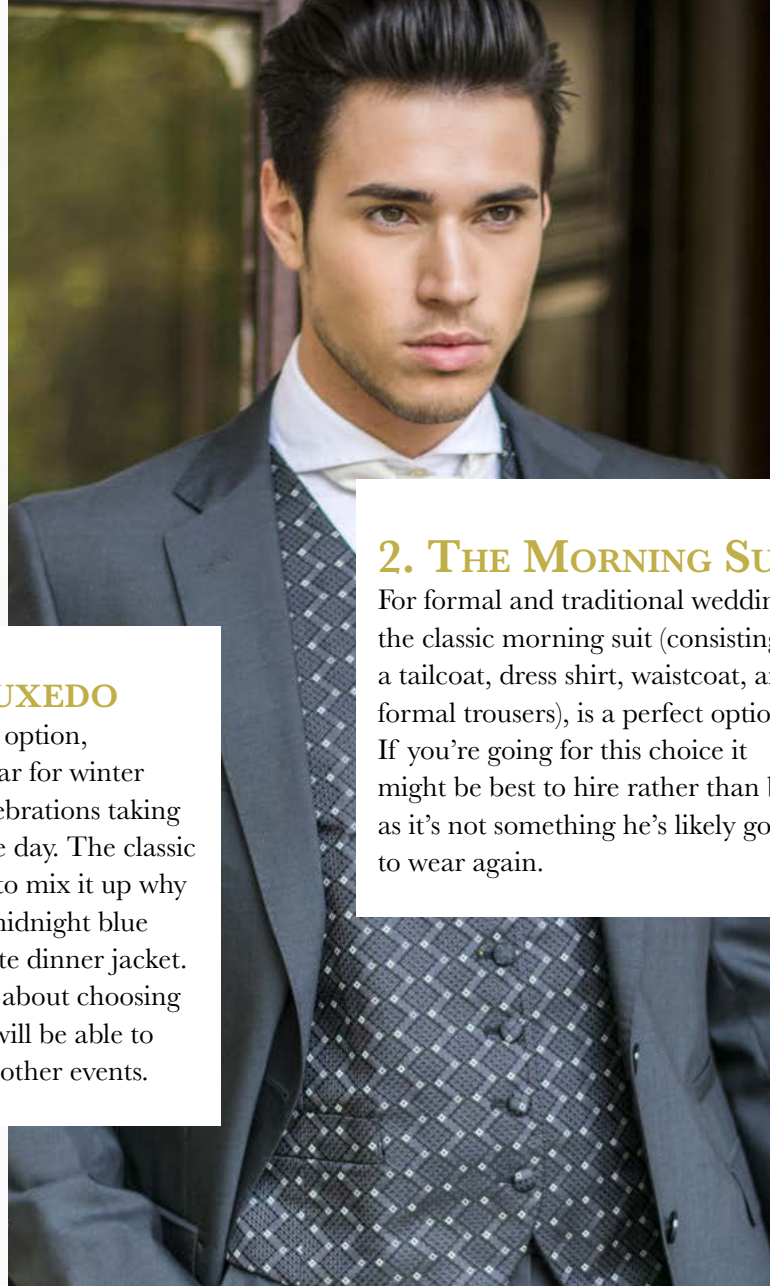
SUITS YOU

Five looks for five types of groom



1. THE TUXEDO

A smart, formal option, especially popular for winter weddings or celebrations taking place later in the day. The classic tux is black but to mix it up why not consider a midnight blue version or a white dinner jacket. The great thing about choosing a tux is that he will be able to wear it again to other events.



2. THE MORNING SUIT

For formal and traditional weddings, the classic morning suit (consisting of a tailcoat, dress shirt, waistcoat, and formal trousers), is a perfect option. If you're going for this choice it might be best to hire rather than buy, as it's not something he's likely going to wear again.




3. THE LOUNGE SUIT

Consider a classic-fitting, double-breasted or three-piece suit for a less formal wedding or if you feel the morning suit or tux is too dressy. This makes a statement while remaining timeless.



4. SMART - CASUAL

No matter how laid-back your day you'll still want the groom and his boys to look well turned-out. Mix a heavier jacket or blazer with chinos for a smart-casual look. In the winter add a roll neck, or for summer weddings a long-sleeved, button-down shirt is cool and classy.



5. SHIRT & BOWTIE

Relaxed and informal look for a groom, suitable for a summer wedding. Matching braces suit a fashion-forward groom. Unless the wedding is set in a hotter climate it might be a good idea to match with a jacket just-in-case!



FOR THE FINISHING TOUCHES

Beauty to last all day through

The morning of your Wedding Day will be a chaotic whirl of flowers, clothes and maybe a few tears – putting lipstick and mascara on straight won't be easy so why not hire a hair and makeup artist to make you look your very best?

HERE ARE A FEW POINTERS TO CONSIDER WHEN CHOOSING THE RIGHT ONE FOR YOU:

- ♥ Do they offer a trial session? Deciding on shades, matching skin tones and talking through the look you want are always best done in advance.
- ♥ Do you know whether you want your hair up or down? If not, will your hairstylist let you take the headdress in beforehand to try some different ideas?
- ♥ Will, you only want their services for yourself, or do you want them to work their magic on your mother, bridesmaids and any other members of the party? If so, discuss a reasonable time-frame to allow everybody to be given attention.
- ♥ Might you want them to be in attendance all day for the photos? Having someone on hand to bring those stray locks back under control and touch up your lipstick will be one less thing for you to worry about.
- ♥ Talk to a few different beauticians and hair stylists before coming to a decision – each one will probably have their own ideas, tips and inspiration for you. You'll already be glowing inside on the day, so choose the perfect person to make sure your face and hair are looking just as beautiful too.

YOUR CARRIAGE AWAITS

It's the big day, you're looking amazing, the venue is ready and waiting, so naturally, you want to arrive in style. The options available will, of course, depend on what services local hire companies offer, but elegant vintage cars, horse-drawn carriages, self-drive classic Aston Martins and VW camper vans are just a few of the ideas you might find while researching.

When you talk to different companies, try to ensure you actually see the vehicle you will be using before agreeing on a price or paying a deposit.

Will your dress fit in the back without being creased? Is the car available for the right length of time, including extra allowances for speeches, photos and other elements over-running? Nobody wants to be rushed on the big day. Will you need to have any luggage in the trunk ready to go straight on the honeymoon? These details need to be considered before making any final decisions.

Next, how many of your family, bridesmaids, groomsmen, and page boys are there? All these members of the wedding party need transportation too. Maybe a specially decorated mini-bus might be an idea if it's a large group, or you may decide an extra car or two is the best way to collect these people and bring them to the venue.

If your reception is at a different

location to the service you will also need to sort out how the wedding party will get between the two places. Sometimes other friends and family might be able to give them a lift - this will mean you need the extra cars for a shorter period of time - but try to make firm arrangements well in advance for everybody's peace of mind.

Arriving in style is a vital part of the wedding for the happy couple and their families, but remember there may be other guests who need some help with transportation too. Older family members and guests who do not drive could find it difficult to get to out-of-the-way locations. Again, other family members may be happy to take care of them and ensure they are given lifts, but this might be a problem then a small coach could be the answer. Thinking through these details carefully will mean everybody knows what they're doing and how they are getting around on the wedding day, thus helping things to run smoothly for all your guests.



THE EDIBLE CENTREPIECE

Before you really settle on a style of cake, it's a good idea to work out how many guests (plus maybe friends, and neighbours that couldn't come) you need your cake to serve. Size guides such as the one reproduced across the page will help you decide. However, whether your cake is going to be sponge, fruit or a mixture of different layers will also affect the size needed.

A 12" sponge cake, for example, will cut into around 56 portions, but the same sized fruit cake will serve around 112 people. If the cake is to be served after the main meal with, maybe, a champagne toast, then your guests will be full and only need a small piece; if it is served later they may well be glad of a more substantial serving.

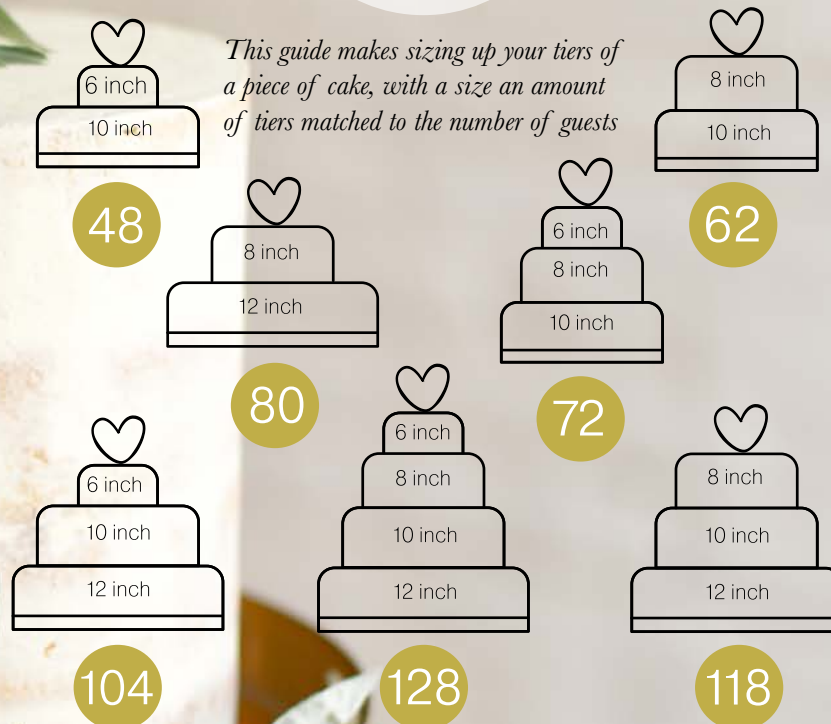
Now, on the design. This is where you can be as traditional or imaginative as you like. White on white is very elegant and can look stunning, especially with maybe, a ribbon wrapped around to match your colour scheme. If, however, you're not the 'less is more' type, then cakes nowadays can be made in almost any style or shape you choose.

HERE'S SOME THINGS TO CONSIDER:

- 1) How many slices will you need?
- 2) What type of cake do you want - Fruit, sponge or mixed layers?
- 3) Traditional or innovative?
- 4) One cake or two - a day and an evening cake
- 5) Allergies or other special requirements

**MAKE SURE
EVERYONE
GETS A SLICE**

This guide makes sizing up your tiers of a piece of cake, with a size an amount of tiers matched to the number of guests





Attention to detail, passion & love for creating beautiful Wedding cakes are all part of Cake Rise's unique reputation owned by industry award winning Karina Leonard.

A Wedding Cake from Cake Rise is a stunning centre piece for your Wedding day. Your Wedding Cake will not only taste & look gorgeous, it will create a talking point on your Wedding day & a captured memory for years to come of the tradition of "cutting the cake".



WEDDING ENTERTAINMENT

KEEPING YOUR GUESTS ENTERTAINED

Although you, yourselves, will be the stars of this special 'show' - let's not forget that there'll be many long periods while you're being photographed; guests are arriving or while the venue is being changed over ready for the evening party. During these times, an entertainer will help break the ice between your families, distract younger guests and provide a sense of flow between the main parts of the day.

A magician could be hired to go around the tables during the wedding breakfast to entertain each group in turn for a few minutes. Think about how many tables you will be having and allow around five minutes per table plus some extra time for moving around.

Photo and video booths are also popular; guests can have fun with silly props and accessories and leave you their special messages to look back on afterward.

DJ's of course, are in big demand for the evening, and the best ones will be booked up quickly so think about parties and events where you've particularly enjoyed the vibes and ask around for

recommendations. Is there a style of music you want playing; maybe Ibiza style tunes or laidback mellow tones? Many good DJ's will be able to tailor their playlist to incorporate your tastes.

Another idea for music, to give a sophisticated feel to the evening, is to hire a saxophonist or pianist to play some live music for your guests to enjoy. Or maybe there's a local band you've heard at another party? Live music is always special, although there will still need to be a DJ for between the sets to keep the party going. A few tunes which children enjoy will definitely get them up dancing to break the ice - unlike the grownups they're usually all too keen to show off their moves.

Don't forget the older guests too. Great Aunt Flora and Uncle Herbert might not be all that keen on house or rap music, so perhaps consider including a few tunes which they can enjoy. As the older generation and those with small children might not stay to the very end, remember to include any special tunes earlier on in the evening.

In the end, though, remember it's YOUR special day, so make it as personal and memorable for the two of you as you like.

BINDING YOU TOGETHER

A SMALL PIECE OF JEWELRY THAT MEANS SO MUCH

The wedding rings are the smallest, yet one of the most important parts of your wedding. Once the confetti has blown away, the flowers have dried up and the cake has been eaten, you will still be wearing those precious symbols of your love forevermore. There is a lot to think about, so let's look at some of the considerations.

GOLD

Traditionally, yellow gold is the iconic wedding ring material. However, it comes in different carats - whilst 22 carat is top of the range for purity, it is very soft so may not stand the wear and tear of everyday life, as well as a lower carat, would. 9 and 18-carat rings will be combined with other metals for a stronger, more enduring piece of jewelry. There are, of course, also different shades of gold; rose and white may match your engagement ring or make for a more beautiful contrast when placed side by side.

PLATINUM

Platinum is very rare and expensive. It is also extremely strong and durable to give a lifetime's service no matter what life may throw at it. If you like the idea of platinum but it really is outside of your budget, then palladium has many of the same properties at a more affordable price.

ALTERNATIVELY

Although plain bands are traditional, many wedding rings nowadays are inset with small diamonds or other stones. Maybe consider each other's birthstones as part of your rings to make them personal. If you have your heart set on a traditional ring, these can be engraved inside with a small saying or special message to each other. Your ring will be worn for the rest of your life, so think about all these things and talk to a few good jewellers to get expert advice on this special purchase.





At The Coach House Hotel we pride ourselves in offering you a warm greeting with delicious food. Located in the heart of the south Sligo town of Ballymote and just a 5 minute shuttle ride from Temple House Estate. From warm cosy bedrooms to mouth-watering food to warm your soul we are here to make your stay a memorable one.

We offer beautifully appointed bedrooms, each with individual climate control to make your stay all the more cosy. From a selection of 12 Double, Twin, Family & Deluxe Suites all your needs are catered for! Our Check In time is from 3pm and Check Out time is 11:30am. We can on occasion accommodate an earlier check in time or a later check out time, however please request in advance. To block book rooms in advance for your guests or for the best rates talk to a member of the team. Contact Reception direct by Phone or via E-Mail.



Coach House Hotel, Gratten Street, Ballymote, County Sligo
+353 (0)71 91 83111 info@coachhousesligo.com


HONEYMOON

Once the wedding itself is over, you will be more than ready for a wonderful honeymoon together. Where will you go and what do you want from your special time together? What sort of memories do you want to bring back with you?

1 If your budget (or generous friend and family treat you) then there are a multitude of amazing destinations to jet off to. The Caribbean, the Far East, the Indian Ocean, African Safari - where will be perfect for you? Action of relaxation? Adventure or pampering? Some locations offer unsurpassed water sports, others will enfold you in luxurious relaxation in tropical jungle settings, there's so much to choose from. Take time to consider what your dreams are before you choose a destination. Also, check out what special honeymoon packages might be available; candlelit dinners on the beach, couples spa sessions, fresh flowers in your room each day - most top hotels will offer special extras so check with each tour provider to ensure you get the best experience possible.

2 How long have you got before you have to return to 'real life'? If time is limited, then maybe an amazing city break is the answer. Places such as Paris are always popular, and rightly so, but cities such as New York, Cape Town or Barcelona are also within easy reach as potential destinations.

3 Honeymoon volunteering? Perhaps you like the idea of escaping together whilst helping others and making a positive impact somewhere? Honeymoon volunteering opportunities exist worldwide - Nepal, Africa, Thailand, and Latin America - these beautiful destinations all have programmes for honeymooners to spend an unforgettable time whilst helping with community programmes, environmental projects, and similar schemes.



GUEST LIST

1	24	47	70	93
2	25	48	71	94
3	26	49	72	95
4	27	50	73	96
5	28	51	74	97
6	29	52	75	98
7	30	53	76	99
8	31	54	77	100
9	32	55	78	101
10	33	56	79	102
11	34	57	80	103
12	35	58	81	104
13	36	59	82	105
14	37	60	83	106
15	38	61	84	107
16	39	62	85	108
17	40	63	86	109
18	41	64	87	110
19	42	65	88	111
20	43	66	89	112
21	44	67	90	113
22	45	68	91	114
23	46	69	92	115

TABLE SEATING PLAN

TABLE ONE

1
2
3
4
5
6
7
8
9
10

TABLE TWO

1
2
3
4
5
6
7
8
9
10

TABLE THREE

1
2
3
4
5
6
7
8
9
10

TABLE FOUR

1
2
3
4
5
6
7
8
9
10

TABLE FIVE

1
2
3
4
5
6
7
8
9
10

TABLE SIX

1
2
3
4
5
6
7
8
9
10

TABLE SEVEN

1
2
3
4
5
6
7
8
9
10

TABLE EIGHT

1
2
3
4
5
6
7
8
9
10

TABLE NINE

1
2
3
4
5
6
7
8
9
10

TABLE TEN

1
2
3
4
5
6
7
8
9
10

MY BUDGET PLANNER

LEGALITIES

	Estimate	Actual
Marriage License		
Total		

CEREMONY

	Estimate	Actual
Officiant Fee		
Location Fee		
Musician / Vocalist		
Total		

IMAGERY

	Estimate	Actual
Engagement Photographs		
Wedding Photographer		
Videographer		
Wedding Album		
Total		

TRANSPORT

	Estimate	Actual
Bride & Father		
Transport to Reception		
Transport to Venue		
Venue to Reception		
Valet Parking		
Total		

ATTIRE

	Estimate	Actual
Bridal Gown		
Bridal Accessories		
Groom's Suit		
Groom's Accessories		
Wedding Rings		
Beauty Costs		
Total		

STATIONERY

	Estimate	Actual
Save the Date		
Invitations		
Postage		
Ceremony Programs		
Menu Cards		
Place Cards		
Total		

ACCOMODATION

	Estimate	Actual
Bridal Party		
Groom's Party		
Parents' Stay		
Total		

DECORATIONS

	Estimate	Actual
Centrepieces		
Candles		
Lighting		
Balloons		
Total		

My BUDGET PLANNER

FLOWERS

	Estimate	Actual
Ceremony		
Reception		
Bridal Bouquet		
Bridal Attendants'		
Corsages		
Boutonnieres		
Total		

GIFTS

	Estimate	Actual
Bridal Party		
Groom's Party		
Parents' Gifts		
Wedding Favours		
Total		

MUSIC

	Estimate	Actual
Ceremony Music		
Cocktail Hour		
Reception Band or DJ		
Total		

RECEPTION

	Estimate	Actual
Location		
Food & Beverage		
Decorations		
Tables, Chairs & Rentals		
Wedding Cake		
Total		

HONEYMOON

	Estimate	Actual
Honeymoon Package		
Hotel Stay		
Travel Costs		
Spending Money		
Total		

BUDGET TOTAL

	Estimate	Actual
Legalalities		
Ceremony		
Reception		
Photographer		
Videographer		
Transport		
Attire		
Stationery		
Accomodation		
Decorations		
Flowers		
Gifts		
Music		
Honeymoon		
TOTAL		

[illegible]

My WEDDING NOTES

.....

.....

.....

.....

.....

.....

.....

.....

.....

.....

.....

.....

.....

.....

.....

.....

.....

.....

.....

.....

.....

My WEDDING NOTES

.....

.....

.....

.....

.....

.....

.....

.....

.....

.....

.....

.....

.....

.....

.....

.....

.....

.....

.....

.....

.....

MY WEDDING NOTES

.....

.....

.....

.....

.....

.....

.....

.....

Interlink
M E D I A

.....

.....

.....

.....

TEL: IRE: 01657 1733
 USA: (646) 652 8400
 CA: (613) 456 6190
PUBLISHER: Interlink Media Ltd.
EMAIL: design@interlink-media.com

interlink-media.com

DISCLAIMER: "While every effort is made to ensure the accuracy of advertisements and editorial in this publication, the views expressed are not necessarily those of the publisher or editor. While every care is taken with material submitted for publication, no liability for loss or damage can be accepted by the publisher or its agents. All text and images within this publication are copyright of Interlink Media Ltd and may not be reproduced without written permission of the Publisher.

Whilst we appreciate the support of our featured sponsors neither the publisher nor the Wedding Venue warrants or endorses the products and services within this guide."

To Advertise in the next edition of this publication please call:

IRE: 01657 1733 | USA: (646) 652 8400 | CA: (613) 456 6190

Temple House

GRAND & COSY

Visit us:

Templehouse Demesne, Ballymote, Co. Sligo,
F56 NN50 Ireland

For more information:

weddings@templehouse.ie

Telephone:

+353 (0)87 9976045

www.templehouse.ie/weddings