


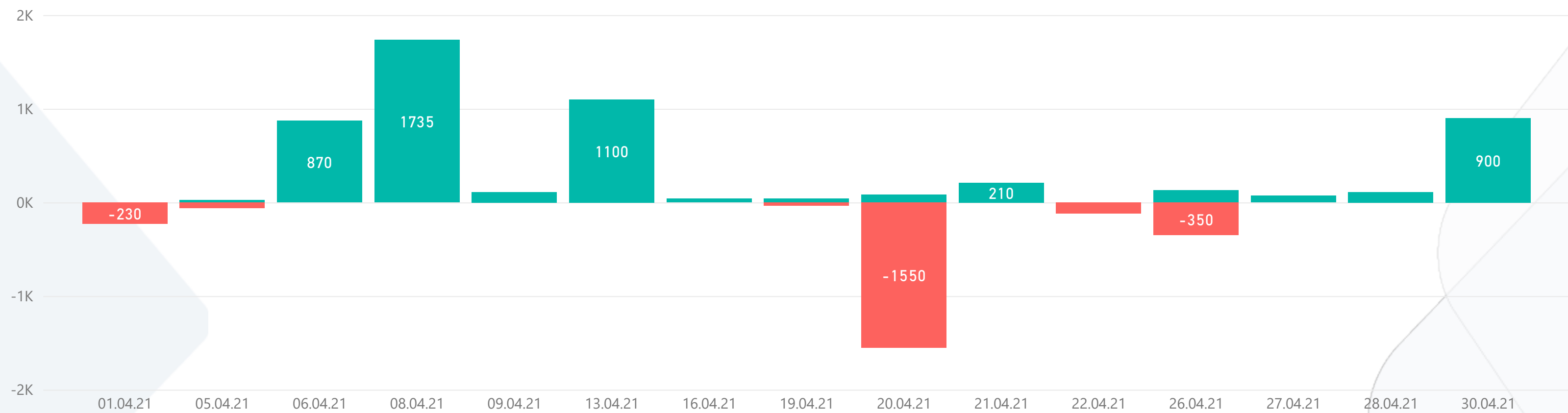
ForexSignals.io 2021 APRIL REPORT

-TOTAL PIPS-
3073



1) WIN & LOSS CHART

Win/Loss ● Loss ● Win



2) TOP WIN & LOSS TRADES

Date	Pair	Buy Rate	Sell Rate	+ Pips	Dur. (hours)
8.04.2021	US30/USD	33370.0000	33510.00	1400	27,4
6.04.2021	US30/USD	33475.0000	33562.00	870	4,4
13.04.2021	US30/USD	33570.0000	33640.00	700	1,3
30.04.2021	US30/USD	33900.0000	33970.00	700	2,8
13.04.2021	US30/USD	33575.0000	33596.50	215	0,2

Date	Pair	Buy Rate	Sell Rate	- Pips	Dur. (hours)
20.04.2021	US30/USD	34055.0000	33955.00	-1000	0,6
20.04.2021	US30/USD	34010.0000	33955.00	-550	0,1
26.04.2021	US30/USD	34025.0000	33990.00	-350	0,4
1.04.2021	XAU/USD	1705.0000	1718.00	-130	19,0
1.04.2021	XAU/USD	1708.0000	1718.00	-100	17,9

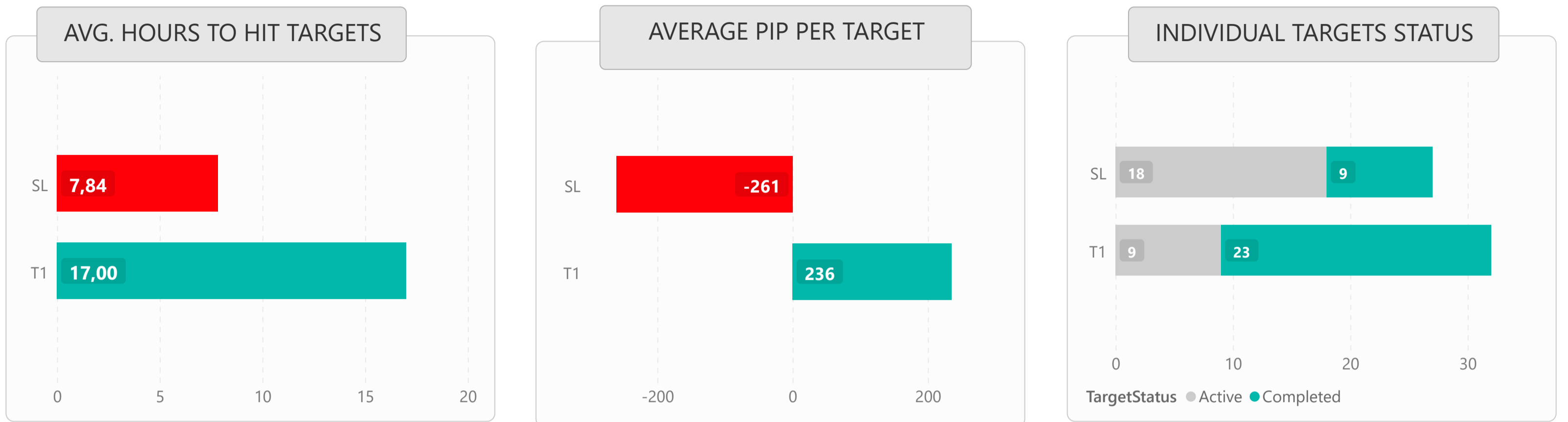


LIST OF ALL TRADES

Signal Date	Currency	Long/Short	Buy Rate	T1 Rate	Stoploss Rate	Pips	Dur. (Hours)
31.03.2021	XAU/USD	Short	1705.0000	1680.0000	1718.0000	-130	19,0
31.03.2021	XAU/USD	Short	1708.0000	1680.0000	1718.0000	-100	17,9
5.04.2021	USOIL/USD	Long	59.2000	60.4000	58.6000	-60	2,3
5.04.2021	USOIL/USD	Long	58.0000	58.2300	57.0000	23	0,9
6.04.2021	US30/USD	Long	33475.0000	33562.0000	33355.0000	870	4,4
6.04.2021	XAU/USD	Short	1745.0000	1730.0000	1755.0000	150	44,1
7.04.2021	US30/USD	Long	33510.0000	33512.5000	33355.0000	25	29,6
7.04.2021	US30/USD	Long	33370.0000	33510.0000	33300.0000	1400	27,4
7.04.2021	USOIL/USD	Long	58.2500	59.8500	57.2500	160	21,3
9.04.2021	XAU/USD	Long	1735.5000	1746.5000	1730.0000	110	2,0
12.04.2021	USOIL/USD	Short	60.6000	59.4500	61.8000	115	24,4
12.04.2021	XAU/USD	Long	1732.0000	1734.0000	1727.0000	20	8,3
13.04.2021	USOIL/USD	Short	60.4000	59.9000	61.8000	50	3,0
13.04.2021	US30/USD	Long	33575.0000	33596.5000	33520.0000	215	0,2
13.04.2021	US30/USD	Long	33570.0000	33640.0000	33510.0000	700	1,3
14.04.2021	USOIL/USD	Short	63.1000	62.7000	65.0000	40	113,2
16.04.2021	XAU/USD	Long	1763.6000	1767.6000	1762.0000	40	2,0
19.04.2021	XAU/USD	Long	1780.5000	1800.0000	1777.0000	-35	0,6
20.04.2021	US30/USD	Long	34055.0000	34165.0000	33955.0000	-1000	0,6
20.04.2021	US30/USD	Long	34010.0000	34165.0000	33955.0000	-550	0,1
20.04.2021	XAU/USD	Short	1774.0000	1766.0000	1777.0000	80	0,8
21.04.2021	XAU/USD	Long	1777.0000	1798.0000	1762.0000	210	13,8
21.04.2021	AUD/CAD	Long	0.9675	0.9755	0.9645	-30	25,0
22.04.2021	XAU/USD	Long	1786.0000	1794.0000	1777.0000	-90	4,6
23.04.2021	XAU/USD	Long	1772.0000	1785.0000		130	70,0
26.04.2021	US30/USD	Long	34025.0000	34120.0000	33990.0000	-350	0,4
27.04.2021	XAU/USD	Long	1778.0000	1782.0000		40	3,4
27.04.2021	XAU/USD	Short	1783.0000	1780.0000		30	0,4
28.04.2021	XAU/USD	Long	1772.0000	1775.0000	0.0000	30	13,7
28.04.2021	XAU/USD	Long	1767.0000	1775.0000		80	0,5
30.04.2021	US30/USD	Long	33940.0000	33960.0000	33887.0000	200	3,6
30.04.2021	US30/USD	Long	33900.0000	33970.0000		700	2,8



1) DETAILED STATS OF TARGETS (T1, T2, T3 etc.)



2) TARGET DURATION vs PROFIT/LOSS SCATTER CHART

