


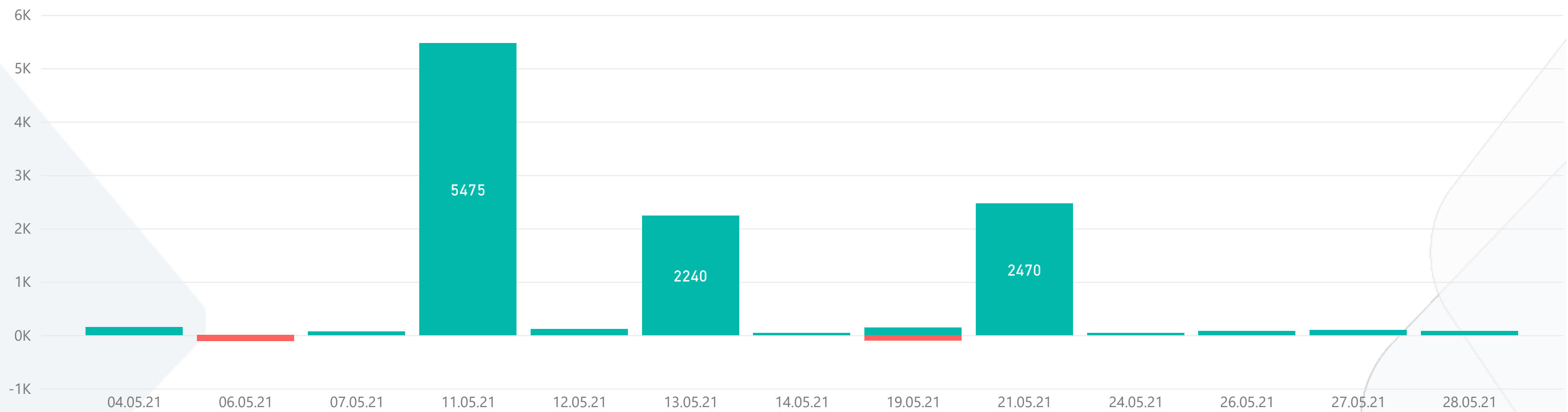
ForexSignals.io 2021 MAY REPORT

TOTAL PIPS
10785



1) WIN & LOSS CHART

Win/Loss ● Loss ● Win



2) TOP WIN & LOSS TRADES

Date	Pair	Buy Rate	Sell Rate	+ Pips	Dur. (hours)
11.05.2021	US30/USD	34140.0000	34435.00	2950	1,1
13.05.2021	US30/USD	33600.0000	33960.00	2000	18,4
21.05.2021	US30/USD	34220.0000	34400.00	1800	71,6
11.05.2021	GER30/USD	15035.0000	15155.00	1200	2,8
11.05.2021	GER30/USD	15080.0000	15520.00	700	4,4

Date	Pair	Buy Rate	Sell Rate	- Pips	Dur. (hours)
6.05.2021	XAU/USD	1793.0000	1804.00	-110	5,5
19.05.2021	USOIL/USD	63.6000	62.60	-100	0,8

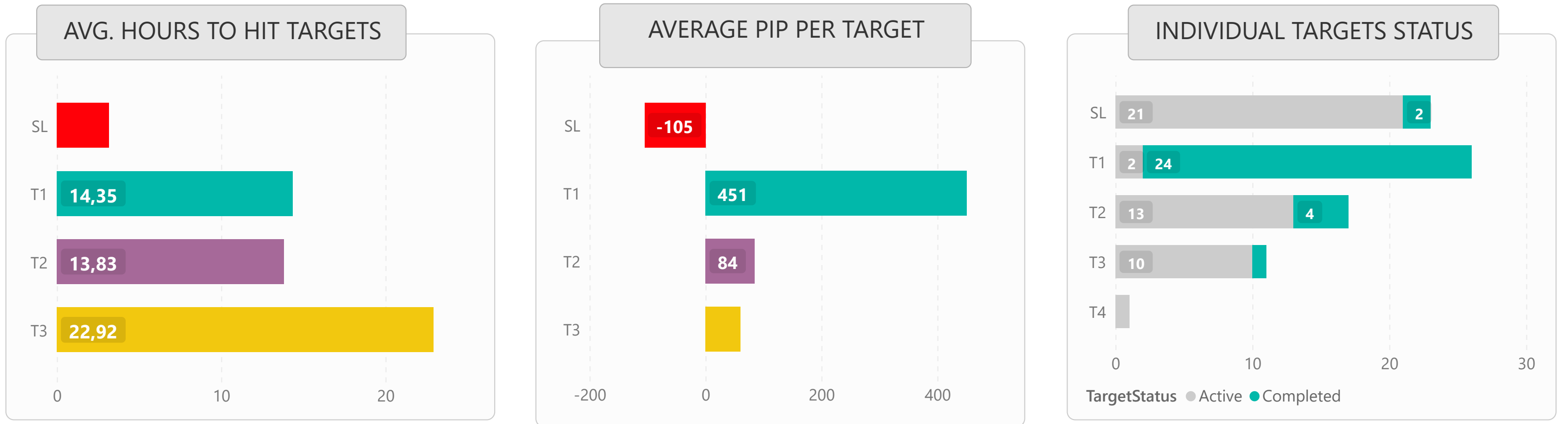


LIST OF ALL TRADES

Signal Date	Currency	Long/Short	Buy Rate	T1 Rate	Stoploss Rate	Pips	Dur. (Hours)
3.05.2021	XAU/USD	Short	1796.0000	1789.0000	1805.0000	150	21,4
6.05.2021	XAU/USD	Short	1793.0000	1784.0000	1804.0000	-110	5,5
7.05.2021	GER30/USD	Short	15340.0000	15338.0000	15420.0000	20	4,5
7.05.2021	XAU/USD	Long	1829.0000	1834.0000	1817.0000	50	0,3
10.05.2021	XAU/USD	Long	1835.0000	1840.0000	1824.0000	75	19,4
11.05.2021	GER30/USD	Long	15080.0000	15150.0000	14970.0000	700	4,4
11.05.2021	GER30/USD	Long	15035.0000	15155.0000		1200	2,8
11.05.2021	US30/USD	Long	34280.0000	34335.0000	34022.0000	550	1,3
11.05.2021	US30/USD	Long	34140.0000	34435.0000		2950	1,1
12.05.2021	XAU/USD	Long	1828.0000	1834.5000	1820.0000	65	0,2
12.05.2021	USOIL/USD	Short	66.4000	65.9000	66.9000	50	2,0
12.05.2021	US30/USD	Long	33776.0000	33800.0000	33600.0000	240	19,8
12.05.2021	US30/USD	Long	33600.0000	33800.0000		2000	18,4
14.05.2021	XAU/USD	Short	1838.0000	1833.5000	1847.0000	45	0,2
17.05.2021	XAU/USD	Short	1862.0000	1858.0000	1875.0000	40	43,2
17.05.2021	XAU/USD	Short	1868.0000	1858.0000	1875.0000	100	39,7
18.05.2021	US30/USD	Long	34340.0000	34400.0000	34165.0000	600	72,2
18.05.2021	US30/USD	Long	34220.0000	34400.0000	34165.0000	1800	71,6
19.05.2021	USOIL/USD	Long	63.6000	64.2000	62.6000	-100	0,8
21.05.2021	USOIL/USD	Short	63.0000	62.7500	63.6000	25	0,6
21.05.2021	XAU/USD	Long	1874.0000	1878.5000	1864.0000	45	0,8
24.05.2021	USOIL/USD	Short	64.6000	64.2000	65.5000	40	3,5
26.05.2021	USOIL/USD	Long	65.6200	65.9000	65.0000	60	22,9
26.05.2021	XAU/USD	Long	1905.0000	1908.0000	1895.0000	75	1,4
27.05.2021	XAU/USD	Long	1894.0000	1898.0000	1882.0000	40	4,4
28.05.2021	XAU/USD	Long	1890.0000	1897.5000	1880.0000	75	5,9



1) DETAILED STATS OF TARGETS (T1, T2, T3 etc.)



2) TARGET DURATION vs PROFIT/LOSS SCATTER CHART

