


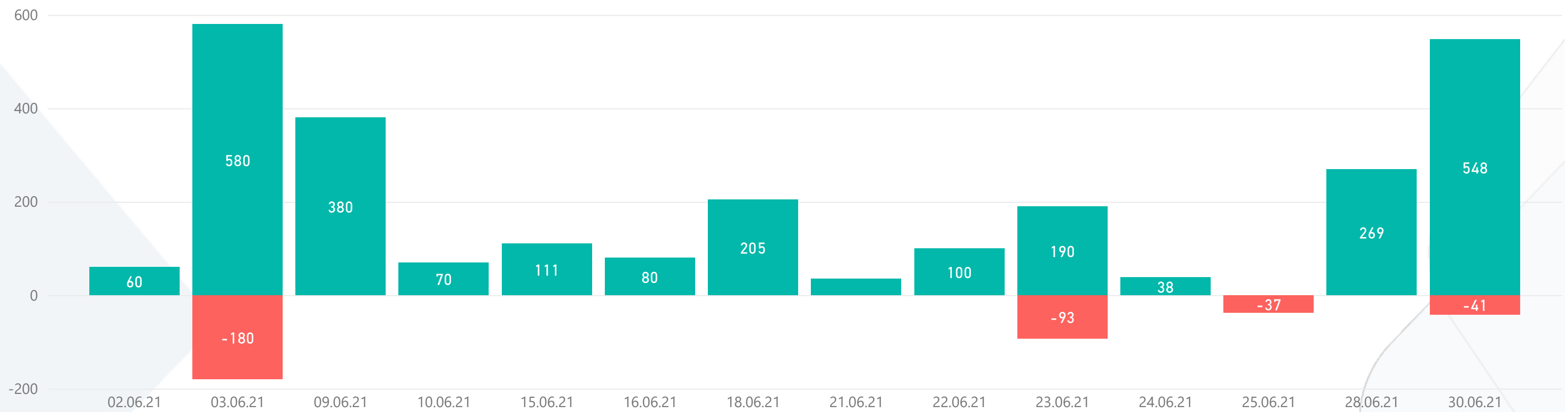
ForexSignals.io 2021 JUNE REPORT

~TOTAL PIPS~
2315



1) WIN & LOSS CHART

Win/Loss ● Loss ● Win



2) TOP WIN & LOSS TRADES

Date	Pair	Buy Rate	Sell Rate	+ Pips	Dur. (hours)
3.06.2021	US30/USD	34600.0000	34658.00	580	14,6
9.06.2021	GER30/USD	15548.0000	15700.00	350	3,2
28.06.2021	GBP/JPY	155.000	153.59000	141	119,1
30.06.2021	AUD/JPY	84.040	82.84000	120	138,7
30.06.2021	XAU/USD	1758.0000	1770.00	120	6,1

Date	Pair	Buy Rate	Sell Rate	- Pips	Dur. (hours)
3.06.2021	XAU/USD	1896.0000	1878.00	-180	6,0
23.06.2021	GBP/USD	1.3872	1.39	-53	46,6
30.06.2021	GBP/USD	1.3841	1.38	-41	31,0
23.06.2021	EUR/CAD	1.4720	1.46800	-40	16,9
25.06.2021	EUR/NZD	1.6893	1.68560	-37	3,2

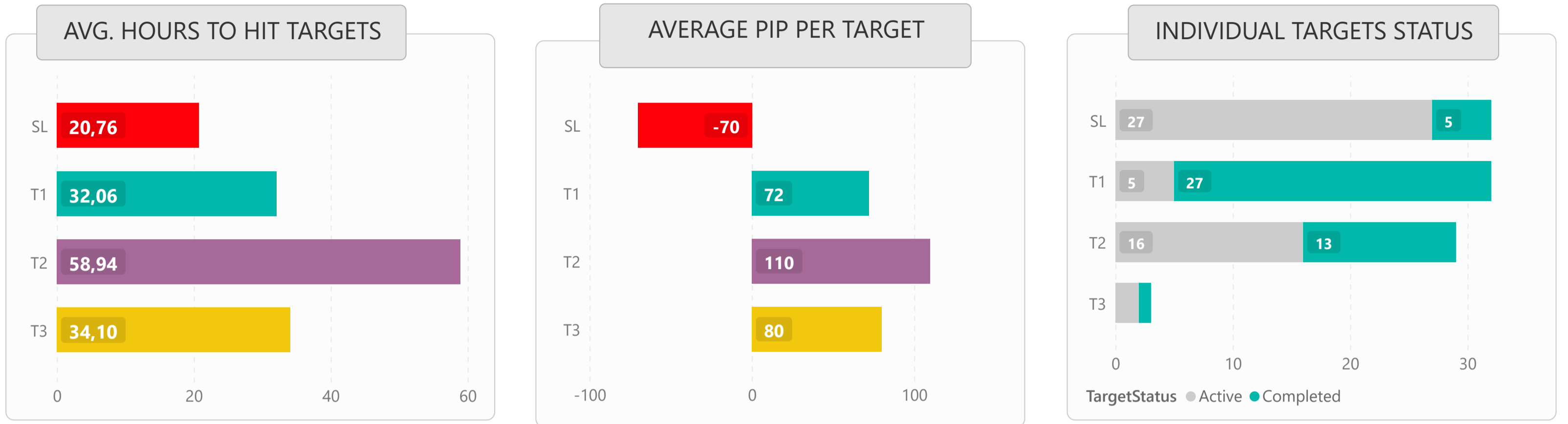


LIST OF ALL TRADES

Signal Date	Currency	Long/Short	Buy Rate	T1 Rate	Stoploss Rate	Pips	Dur. (Hours)
1.06.2021	XAU/USD	Long	1900.0000	1906.0000	1895.0000	60	22,3
2.06.2021	US30/USD	Long	34600.0000	34658.0000	34480.0000	580	14,6
3.06.2021	XAU/USD	Long	1896.0000	1901.0000	1878.0000	-180	6,0
7.06.2021	AUD/USD	Short	0.7762	0.7740	0.7800	45	72,4
7.06.2021	USD/JPY	Long	109.250	109.550	108.880	30	47,6
9.06.2021	GER30/USD	Long	15548.0000	15570.0000	15485.0000	350	3,2
10.06.2021	GBP/USD	Short	1.4145	1.4120	1.4200	25	0,8
11.06.2021	EUR/USD	Long	1.2111	1.2130	1.2085	35	89,8
14.06.2021	USD/JPY	Long	109.600	110.000	109.200	90	95,3
14.06.2021	CHF/JPY	Long	122.000	122.760	121.350	76	20,0
14.06.2021	EUR/NZD	Long	1.6955	1.7000	1.6900	115	92,0
15.06.2021	EUR/JPY	Short	133.660	133.400	133.990	80	34,1
18.06.2021	NZD/CHF	Long	0.6420	0.6460	0.6375	40	121,4
18.06.2021	EUR/JPY	Long	131.150	132.150	130.200	100	102,5
21.06.2021	GBP/USD	Short	1.3872	1.3840	1.3925	-53	46,6
21.06.2021	USD/CHF	Short	0.9210	0.9175	0.9300	35	4,6
21.06.2021	GBP/AUD	Short	1.8480	1.8412	1.8540	68	163,7
22.06.2021	GBP/USD	Long	1.3870	1.3930	1.3810	110	22,2
22.06.2021	EUR/CAD	Long	1.4720	1.4760	1.4680	-40	16,9
23.06.2021	XAU/USD	Short	1783.0000	1779.0000	1790.0000	40	7,6
23.06.2021	GBP/JPY	Short	155.000	154.550	155.500	141	119,1
24.06.2021	AUD/JPY	Short	84.040	83.600	84.500	120	138,7
24.06.2021	USD/CAD	Long	1.2292	1.2330	1.2252	38	1,2
25.06.2021	EUR/NZD	Long	1.6893	1.6938	1.6856	-37	3,2
28.06.2021	XAU/USD	Short	1784.0000	1780.0000	1790.0000	60	0,3
28.06.2021	AUD/USD	Short	0.7590	0.7540	0.7630	92	46,6
28.06.2021	CHF/JPY	Short	120.620	120.100	121.030	94	46,5
29.06.2021	GBP/USD	Long	1.3841	1.3892	1.3800	-41	31,0
29.06.2021	EUR/GBP	Short	0.8603	0.8570	0.8644	33	23,4
30.06.2021	USD/JPY	Long	110.480	110.950	110.080	47	6,9
30.06.2021	GBP/NZD	Short	1.9851	1.9809	1.9895	42	5,5
30.06.2021	XAU/USD	Long	1758.0000	1765.0000	1750.0000	120	6,1



1) DETAILED STATS OF TARGETS (T1, T2, T3 etc.)



2) TARGET DURATION vs PROFIT/LOSS SCATTER CHART

