

IGS[®]

BANDITS

A large, stylized wooden sign for 'BANDITS' with a star and crossed revolvers. The sign is made of dark wood with gold lettering and features a central star and two crossed revolvers. It is mounted on a building facade.

Operator Manual



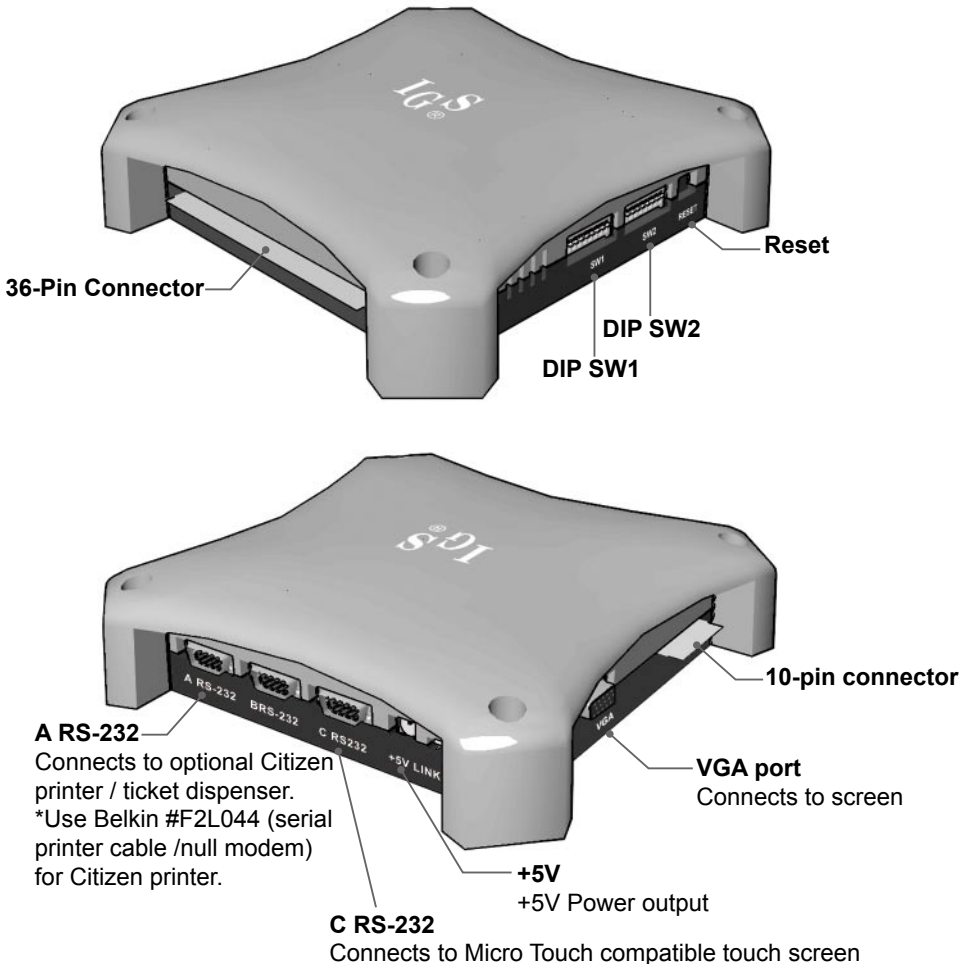


Table of Contents

1. Hardware	2
Hardware Connection	2
Connection Diagram	3
DIP Switch Setting	4
36 & 10 PIN Button Layout	4
3. Bookkeeping & Adjustment	5
Access Flow Chart.....	5
System Settings	6
Chance Adjustment.....	7
Touch Screen Calibration.....	7
3. Game Introduction	8
Features.....	8
Main Game	8
Free Game.....	9
Double Game.....	9
Bonus Game	10
4. Payout Rules	11
JACKPOT	11
Pay Chart.....	11
Encouraging Higher Wagers.....	12
Odds Table.....	13

1. Hardware

Hardware Connection



Remarks:

1. Printer only can be driven when connecting to the RS-232 port.
2. The interface board of ticket dispenser can be driven by connecting to the 7th pin on the Part Side of 10-pin connector.



Connection Diagram

36 Pins		
PARTS SIDE		SOLDER SIDE
	1	
	2	
SPEAKER	3	GND
	4	
	5	
	6	
TICKET OUT	7	
TICKET SWITCH	8	
START/ALL STOP/TAKE	9	
STOP 4/SMALL/HELP	10	
STOP 5/PLAY	11	
STOP 1/TAKE	12	
STOP 3/DOUBLE/SELECT LINE	13	
	14	
	15	
STOP 2/HOLD PAIR/BIG	16	
	17	
COIN A	18	KEY IN
	19	COIN C
BOOK	20	TEST
	21	KEY OUT/PRINTER OUT
	22	
COIN A METER	23	
KEY IN METER	24	
	25	
COIN C METER	26	
	27	
OUT METER	28	
LAMP: START/ALL STOP/TAKE	29	
LAMP: STOP 4/SMALL/HELP	30	
LAMP: STOP 5/PLAY	31	LAMP: COUNT
LAMP: STOP 1/TAKE	32	
LAMP: STOP 3/DOUBLE/ SELECT LINE	33	
LAMP: STOP 2/HOLD PAIR/BIG	34	
	35	
GND	36	GND

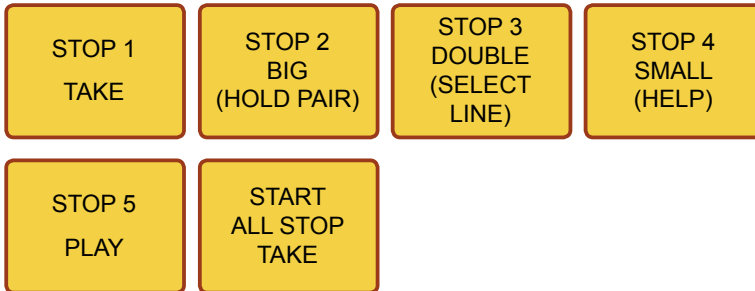
10 Pins		
PARTS SIDE		SOLDER SIDE
GND	1	GND
GND	2	GND
+5V	3	+5V
+5V	4	+5V
+12V	5	+12V
	6	
TICKET SSR	7	
	8	
	9	
GND	10	GND

DIP Switch Setting

DIP SWITCH 1		1	2	3	4	5	6	7	8
TOUCH FUNCTION	YES	ON							
	NO	OFF							
AUTO PLAY	YES		ON						
	NO		OFF						
LINER SELECT	25			ON					
	9			OFF					

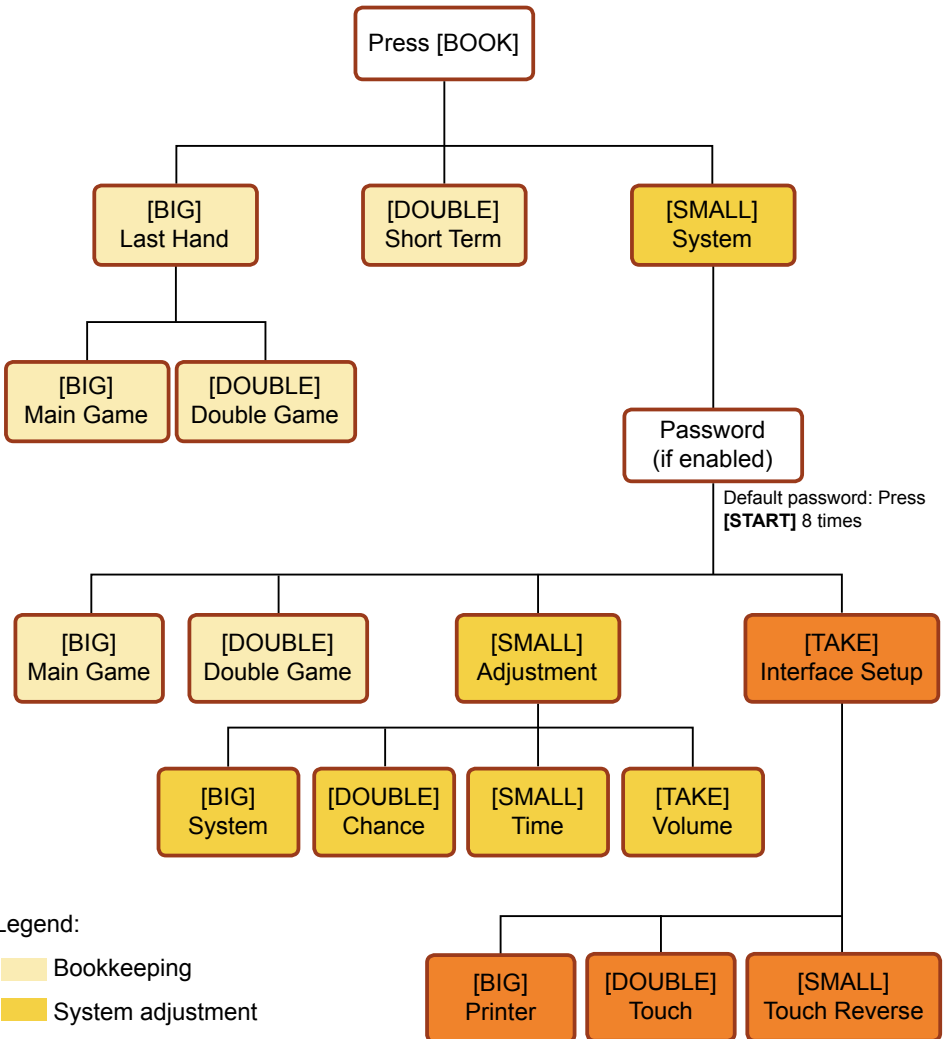
REMARK: Please reset after adjusting LINER SELECT.

36 & 10 PIN Button Layout



3. Bookkeeping & Adjustment

Access Flow Chart



System Settings

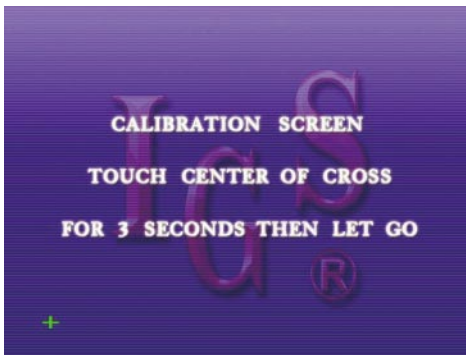
ITEM	SELECTIONS	DEFAULT
MAX. PLAY/LINE (25)	2, 4, 8, 10, 15, 20	20
MAX. PLAY/LINE (9)	5, 10, 20, 30, 40, 50	50
MIN. PLAY/TOTAL	1, 5, 7, 9, 10, 15, 20, 25	9
MIN.PLAY FOR JACKPOT	1, 3, 5, 9, 10, 15, 18, 25	9
COIN RATE		25
KEY IN RATE	1, 2, 4, 5, 10, 15, 20, 25, 30, 40, 50, 60, 75, 80,	100
KEY OUT RATE	100, 200, 250, 400,500, 1000	1
TICKET RATE		500
GAME TICKET	1, 2, 3, 4, 5, 8, 10, CONTINUOUS	CONTINUOUS
INTERFACE	DISPENSER, PRINTER, ATTENDANT	DISPENSER
PRINTER COMMAND	CBM 1, ESC/POS, STAR	CBM 1
SYSTEM LIMIT	NO, YES	NO
AUTO TICKET	NO, YES	NO
DEMO MUSIC	NO, YES	YES
NON STOP	NO, YES	NO
PASSWORD	NO, YES	NO
ODDS TABLE	NO, YES	YES
SCORE BOX	NO, YES, 10X	NO
PLAY SCORE	NO, YES	YES
HAND COUNT	NO, YES	NO
HOLD PAIR	NO, REGULAR, SKILL	NO
DOUBLE GAME	NO, YES	YES
JACKPOT 1 MODE	PROGRESS, RANDOM	PROGRESS

Remark: Default password of System Setup: pressing **[START]** 8 times.

Chance Adjustment

ITEM	SELECTIONS	DEFAULT
MAIN GAME LEVEL	LEVEL 1 (easiest), LEVEL 2, LEVEL 3, LEVEL 4, LEVEL 5, LEVEL 6 (hardest)	LEVEL 6
DOUBLE GAME LEVEL	95%, 90%, 85%	95%

Touch Screen Calibration



1. Press **[BOOK]** and follow the on-screen prompts to enter the calibration screen.
2. Touch center of the cross on the screen for 3 seconds.
3. Follow the cross when it moves till the calibration is completed.

3. Game Introduction

Features

- 9/25-liner adjustable.
- Max. win up to 500,000 (in 25-liner setting).
- 1 set of progressive Jackpot and 2 sets of random Jackpot. If 5/4/3 Jackpot Symbols are in line, players gets Jackpots 1/2/3 depending on the JP symbol.
- Higher wagers encouragement: Win paid from left to right and right to left when matches the criteria.
- Hold Pair Feature: Select the desired Hold Symbol and Re-spin the symbols you don't want. Press Hold-Pair button to swap the Symbols.
- 5~20 free games: Free games will be triggered when correct symbols show up.
- Touch screen / Auto play support.

Main Game

BANDITS is a 15-reel & 9/25-liner game with 3 different bonus games.







3 sets of Jackpot

9/25-liner adjustable

Symbol zone

Free Game



- With  and  next to each other left to right, the player gets a Free Game.
- Select one  to get the number of play times and select one  to get the multiplier of the wins.


Double Game

After winning the Main game or Bonus game, player can press **[DOUBLE UP]** button to play Double game.



- Player selects any one card from the lower deck. Then choose whether the next card will be "higher" (big button) or "lower" (small button) than card value above selection.

Bonus Game

Get 3 or more  symbols on the screen to enter the Bonus Game.

Bonus Game1 – Hunting Reward



- Select one from 9 question marks to start the game. Three successful arrests of the same criminals will get you extra wins.
- A maximum of six play times.

Bonus Game 2 – Bingo



- Select one item from the screen to start the game.
- If the selected item can be linked and create a line in the bingo game on the left, a bonus is given and the player will return to main game.

Bonus Game 3 – Jewels Hunting



- Select 1 through 9 options to win prize. Game ends by selecting bomb.

4. Payout Rules

JACKPOT

	<p>JACKPOT 1</p>	<p>Five-in-line wins 100% of Jackpot 1; Four-in-line wins 50% of Jackpot 2; Three-in-line wins 25% of Jackpot 3.</p>
	<p>JACKPOT 2</p>	<p>Five-in-line wins 100% of Jackpot 1; Four-in-line wins 50% of Jackpot 2; Three-in-line wins 25% of Jackpot 3.</p>
	<p>JACKPOT 3</p>	<p>Five-in-line wins 100% of Jackpot 1; Four-in-line wins 50% of Jackpot 2; Three-in-line wins 25% of Jackpot 3.</p>

Pay Chart



Line up pattern: 9-liner



Line up pattern: 25-liner

Encouraging Higher Wagers

9-Liner

JACKPOT

MIN TOTAL PLAY FOR JP	JACKPOT
9	2 X JACKPOT BASE
18	3 X JACKPOT BASE
27	4 X JACKPOT BASE
36	5 X JACKPOT BASE

Win paid from left to right and right to left

PLAY LINES	LINE PLAY	TOTAL PLAY	WIN LINES
9	2	18	1 - 3
9	3	27	1 - 6
9	4	36	1 - 9

25 Liner

JACKPOT

MIN TOTAL PLAY FOR JP	JACKPOT
9	JACKPOT BASE
50	2 X JACKPOT BASE

Win paid from left to right and right to left

PLAY LINES	LINE PLAY	TOTAL PLAY	WIN LINES
25	1	25	1 - 10
25	2	50	1 - 25

Odds Table

BANDITS			DATA PLAY FORT UP		
96349	50014	39894			
x 1800 x 200 x 50	x 5000 x 500 x 50	x 1200 x 150 x 20			
x 900 x 90 x 15	BONUS GAME	x 450 x 60 x 0			
x 250 x 40 x 0	x 100 x 20 x 4	x 50 x 0 x 2			

Line up pattern: 9-liner

BANDITS			DATA PLAY FORT UP		
104773	56182	44830			
x 7500 x 750 x 100	x 15000 x 1000 x 250	x 4000 x 400 x 50			
x 2000 x 250 x 25	BONUS GAME	x 1000 x 150 x 15			
x 750 x 75 x 10	x 500 x 50 x 5	x 250 x 20 x 2			

Line up pattern: 25-liner



INTERNATIONAL GAMES SYSTEM CO.,LTD.

TEL:886-2-2299 4692 FAX:886-2-2299 4687 <http://sales.igs.com.tw>