

DANSANI MIDO

Create
your
personal
space

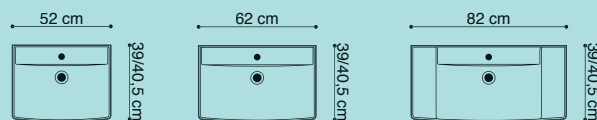


Create your personal space

When choosing Dansani you will get

- Assurance in selecting a bathroom expert with more than 35 years of experience
- Danish Design and solid craftsmanship manufactured in Denmark
- Led illumination of high quality, because we prioritize excellence and precision in our lighting
- Sustainable products in order to protect and care for our environment
- Easy and fast delivery all year round

The easy choice for ideal use of space – also in small bathrooms



The Cappella washbasin is made of genuine sanitary porcelain, which has a smooth, easy to clean surface. This, combined with the soft forms of the basin make it very easy to maintain. The washbasin is the main feature of the Mido furniture packs, which offer a choice of three sizes including washbasin and vanity units.

The slim depth of the washbasin and furniture makes Mido ideal for smaller bathrooms and shower rooms where space is a priority.

Easy furniture packs

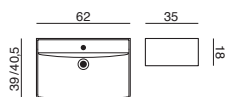
With Mido, you are swiftly on your way to creating your new bathroom. Select the furniture pack on the basis of the various layout proposals in the brochure, which also lists the price of the washbasin and base cabinet. Then choose your mirror solution, wall cabinet, etc., all personally tailored to your taste and space requirements.

CAPPELLA 60/62

Furniture pack £ 579.- Art. no. MMC-1800
Mirror £ 343.- Art. no. 91361

Accessories:

Wall cabinet £ 240.- Art. no. P00102



Search for
products and
apply filters at
dansani.co.uk



Extra lighting over the mirror and washbasin. The Mido mirror gives you both. Furthermore anti-mist pads can be fitted to assist in keeping the mirror from steaming up.

The wall cabinet has 5 mm glass shelves with polished edges.


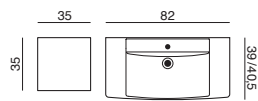
CAPPELLA 80/82

Furniture pack £ 885.- Art. no. MMC-5300

Mirror £ 411.- Art. no. 91381

Accessories:

Tall unit £ 550.- Art. no. P00132



A Mido with integrated handle is a stylish and practical solution. The shape of the handle prevents dust and fluff from settling and makes it easy to clean.



CAPPELLA 50/52

Furniture pack £ 475.- Art. no. MMC-1700
Mirror cabinet £ 524.- Art. no. SP-5150-GB



More storage space with practical accessories

If you need more storage space, smart Mido accessories allow you to make optimum use of the space available in cupboards.



Fit your tall cabinet or side cabinet with a laundry bag and smart trays. Put together your own combination and get a grip on your laundry and bits and pieces.

The trays are not fixed and can be moved elsewhere as required.



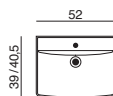
Search for
products and
apply filters at
dansani.co.uk



A Mido vanity unit with two drawers offers plenty of storage space and easy access to your things. The drawers are fully extendable and selfclosing with softeners allowing the drawers to close softly and silently. The top drawer has a cut-out allowing room for waste fittings.

CAPPELLA 50/52

Furniture pack £ 722.- Art. no. MMC-4717
Mirror cabinet £ 524.- Art. no. SP-51517-GB



The tall base cabinet in the Mido range provides storage space and a practical shelf surface within reach of the washbasin.

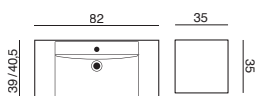


CAPPELLA 80/82

Furniture pack £ 885.- Art. no. MMC-4317
Mirror cabinet £ 744.- Art. no. SP-51817-GB

Accessories:

Wall cabinet £ 240.- Art. no. P17101
Tall base unit £ 306.- Art. no. P17111



The Mido mirror cabinet has a shaver point with switch inside the cabinet. Its glass shelves can be moved around to suit.



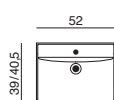
A practical shelf in the vanity unit provides useful space for your bits and pieces. Both the drawers and the doors are fitted with soft closers to give a gentle and quiet closure.

The double doors of the mirror cabinet have soft closers and can be used without handles, you can however choose to fit the optional handles included.



CAPPELLA 50/52

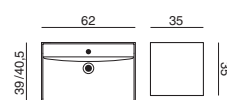
Furniture pack £ 475.- Art. no. MMC-0744
Mirror £ 283.- Art. no. 91351



CAPPELLA 60/62

Furniture pack £ 579.- Art. no. MMC-0844
Mirror cabinet £ 660.- Art. no. SP-5164-GB

Accessories:
Tall base unit £ 306.- Art. no. P04111





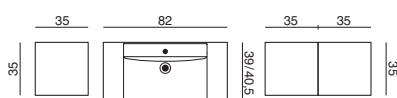
NEW
White elm

CAPPELLA 80/82

Furniture pack £ 885.- Art. no. MMC-4344
Mirror cabinet £ 744.- Art. no. SP-5184-GB

Accessories:

Wall cabinet £ 240.- Art. no. P04101
Tall base unit £ 306.- Art. no. P04111
2 tall units £ 1,100.- Art. no. P04131





Drawers or doors?

Gain extra storage space by utilising the area above the toilet for a wall cabinet or two.
Regardless of whether you choose drawers or doors, the storage space provided by the vanity unit is the same.
All doors come with strong, adjustable metal clip hinges and soft closers, ensuring the doors close softly and silently.



CAPPELLA 60/62

Furniture pack £ 771.- Art. no. MMC-4100
Mirror £ 343.- Art. no. 91361

Accessories:
2 wall cabinet £ 480.- Art. no. P00101



CAPPELLA 80/82

Furniture pack £ 684.- Art. no. MMC-0900
Mirror £ 411.- Art. no. 91381

Accessories:
2 tall units £ 1,100.- Art. no. P00121

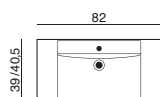


Basin with large bowl and ample shelf space for toilet-tries or accessories, combined in a fabulous design.




CAPPELLA 80/82

Furniture pack £ 684.- Art. no. MMC-0917
Mirror £ 411.- Art. no. 91381





NEW
Black structure



CAPPELLA 50/52

Furniture pack £ 475.- Art. no. MMC-0714
Mirror cabinet £ 524.- Art. no. SP-51514-GB

Accessories:
Wall cabinet £ 240.- Art. no. P14101
Tall base unit £ 306.- Art. no. P14111

Search for
products and
apply filters at
dansani.co.uk

The choice is yours

If you like a simple look with smooth fronts, you have a choice of four designs. Each one owning its unique style classic matt white, to 3 wood finishes. Pine grey with dark brown nuances, as well as black structure over to white elm with light nuances. A solid and stylish chrome handle comes with every front. You can also choose white fronts with long, beautifully shaped, integrated handles.

All of the fronts are adapted to the bathroom for daily use and are easy to keep clean.

Drawers or doors

Regardless of whether you choose drawers or doors, the storage space provided by the washstand is the same. And with tall vanity units you get lots of practical storage space

Tall vanity
units for
ample
storage




Fronts and colours




White matt




Pine grey



Black structure



White elm



Integrated handle,
white matt

Mirror or mirror cabinet

Incl. high
quality
LED-light

Choose a mirror with integrated lighting in a simple design dispersing light onto the basin.
The mirror is available with integrated anti-mist pad to assist in keeping the mirror steam free.

Alternatively, choose the spacious mirror cabinet with integrated lighting, double mirrored doors and shaver point.

Both mirror solutions are IP44 approved. Check the guide to electrical installations in bathrooms on page 21.



Need more storage space?

Supplement with extra cabinets if you need more storage space. Why not utilise the area above the toilet, for example, for an extra wall cabinet or two? Or prioritise the space next to the washbasin for a spacious tall cabinet. The wall cabinets, mid-height base cabinets and tall cabinets are available in all four Mido designs also with integrated handles in white matt only.



All prices are RSP incl. VAT, excl. side cabinets, mixer taps and other accessories.

Product information

PORCELAIN WASHBASINS

Dansani porcelain washbasins are manufactured from genuine sanitary porcelain, a strong, glazed ceramic material. When fired at approx. 1220°C, the glaze melts to form a hard, smooth and glossy surface which is easy to clean.

CUPBOARD CARCASS

16 mm plain melamine coated particle board with ABS-edging. The cupboards are supplied fully assembled with brackets for wall mounting. They include white back panels in all white tall units and aluminium finish back panels in other finishes. 5 mm glass shelves with polished edges are delivered as standard in all cupboards. The tall cabinet also comes with two wooden shelves. Vanity units with shelf and bottom in aluminium finish. 18mm foil wrapped MDF for cabinets in matt white. The wood finishes are supplied with fronts in 19mm melamine coated particle boards with ABS edges. All doors are mounted with clip-hinges of metal, which are adjustable in 3 directions. The doors are supplied with soft closers to ensure doors close softly and soundlessly.

DRAWERS

The soft closing drawers have metal sides and when open they are fully accessible and close gently due to the exclusive soft closing action. The drawers are fully adjustable.

MIRRORS

All mirrors have energy-saving LED lighting and are IP44 approved. Incl. wall furnishings. The mirror is available with integrated anti-mist pad to assist in keeping the mirror mist free.

MIRROR CABINETS

All mirror cabinets are supplied with integrated shaver point, double mirrored soft closing doors and glass shelves as standard. Sides with 16 mm melamine coated particle board, top and bottom in aluminium finish. The mirror cabinets have energy-saving LED lighting and are IP44 approved.

TRAYS

Trays for mounting in tall units in combination with e.g. the laundry bag. Functional storage trays for cabinets, can also be moved elsewhere as required. The trays are made of solid oak. To maintain the wood we recommend our white pigmentation wood care-oil. Shown in the pricelist section.

LAUNDRY BAG

Removable and washable laundry bag in canvas in natural grey.

HANDLES

We supply a chrome handle with all cabinets as standard. This is included in the prices shown (however not for fronts with integrated handles).

FITTING INSTRUCTIONS

Are included with every delivery.

WARRANTY

There is a 5 year warranty against manufacturing defects.

For further information regarding quality and tolerances please visit www.dansani.co.uk

Practical information

BEFORE YOU FIT THE FURNITURE

Please read the fitting instructions carefully before commencing to fit the furniture. All plumbing work should be done by a competent plumber. Please note that the dimensions of the porcelain washbasins are subject to variation within the margins indicated.

MAINTENANCE

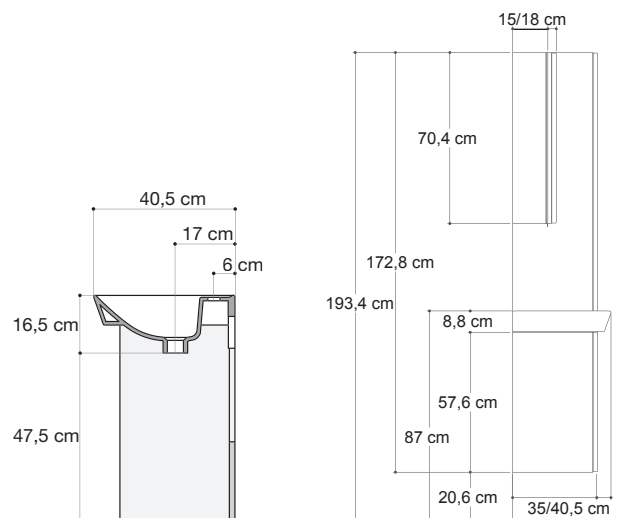
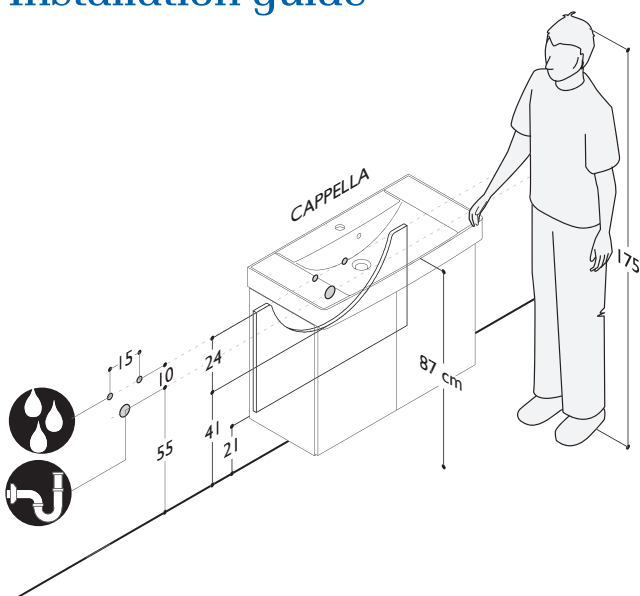
Please always read the folder (enclosed with the furniture on delivery) which contains advice and instructions on the maintenance of your furniture. Always read the instructions and declaration of contents of any cleaning agents before you use them on your new furniture. Cleaning materials containing abrasives and strong acids should not be used. Please make sure that wash basin and furniture are dry after use. This will make the cleaning easier and avoids your furniture being damaged by moisture.

GENERAL

Dansani reserve the right to make any alteration to the products and make product improvements without prior notice. Dansani cannot be held liable for errors due to misprints. Dansani have an ongoing policy of design, development and improvement and thus reserve the right to modify specification and prices without prior notice. Special orders and furniture that has been fitted cannot be returned.

Please visit www.dansani.co.uk for further information.

Installation guide



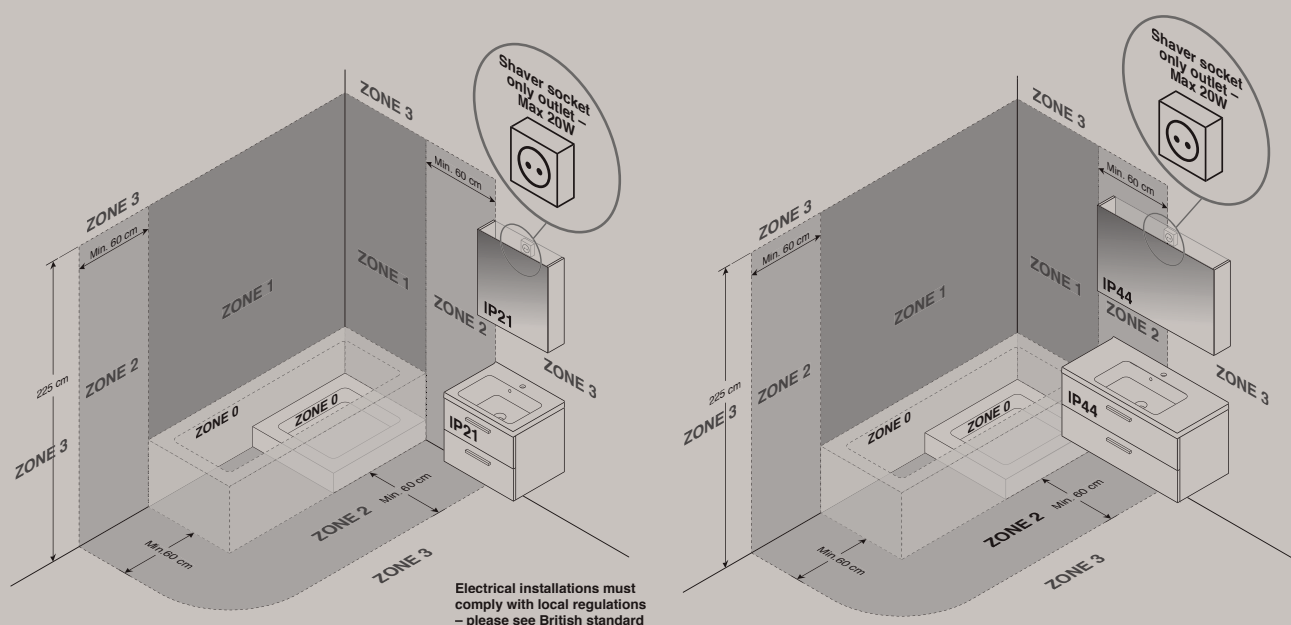
Dansani

A safe choice – your guarantee

Special requirements apply to electrical installations in your bathroom, as water may conduct electricity and cause electrical shocks. Depending on where in the bathroom you want your lighting or furniture with electrical components (shaver point or light), there are special requirements to the IP classification of the product. The IP code is an international standard that indicates the degree of protection provided against water and other foreign bodies. The first digit indicates the degree of protection against dust while the second digit indicates the degree of protection against ingress of water.

At Dansani your safety is our priority. All the electrical parts in our furniture have therefore been pre-fitted to guarantee safe installation. At the same time, we wish to give you an opportunity to maximise the use of the space in your bathroom. Consequently, we have a wide range of IP44-approved products so you can place your furniture as close as possible to water whilst retaining all the storage space you need.

The following illustrations show how furniture with electrical components can be placed in bathrooms with a bath tub or shower. Naturally, a sufficient shower screen should always be used to prevent moisture damage to your furniture. For more information, see “Service” at www.dansani.co.uk.



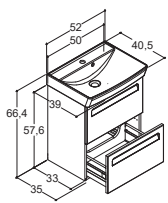
- Zone 0:** The wettest part of the bathroom, i.e. the inside of the bath tub or the base of the shower, if applicable. There are strict requirements to electrical installations in this area. Always ask an authorised electrician.
- Zone 1:** From the outside of the bath tub or shower base to 2.25 m vertically above floor level. No mirrors or furniture with electrical components may be installed in this area.
- Zone 2:** A limited area covering a radius of 60 cm from the outside of the bath tub or shower base and areas more than 2.25 m above floor level. A minimum of IP44 classification is required in this area, and no 230V power points are permitted. Dansani has a range of IP44 mirrors that can be placed throughout zone 2, while IP44-approved mirror cabinets and washstands with shaver points can be placed in both zones provided the actual shaver point is placed in zone 3.
- Zone 3:** The rest of the room. This zone requires IP20 as a minimum, and 230V power points are permitted.

Our price lists show the IP classification of individual mirrors and mirror cabinets (IP21 or IP44).

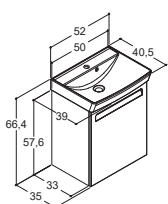
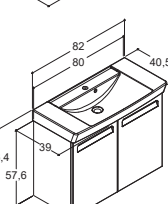
All our furniture with electrical components is also CE-certified with indication of classification.

We recommend that you have the installation carried out by an authorised electrician in compliance with current legislation.

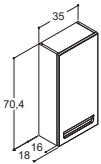
CAPPELLA DRAWER FURNITURE PACK WITH INTEGRATED HANDLES

	Width	Width tolerance	Cupboard/front colour	Art. no.	Price incl. VAT
	52 cm	-5/+5 mm	Matt white	MMC-5700	722.00
	62 cm	-5/+6 mm	Matt white	MMC-5100	771.00
	82 cm	-5/+8 mm	Matt white	MMC-5300	885.00

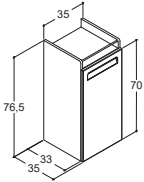
CAPPELLA DOOR FURNITURE PACK WITH INTEGRATED HANDLES

	Width	Width tolerance	Cupboard/front colour		Art. no.	Price incl. VAT
	52 cm	-5/+5 mm	Matt white	Right hand hinged	MMC-1700	475.00
	52 cm	-5/+5 mm	Matt white	Left hand hinged	MMC-3100	475.00
	62 cm	-5/+6 mm	Matt white		MMC-1800	579.00
	82 cm	-5/+8 mm	Matt white		MMC-1900	684.00

WALL CABINET WITH INTEGRATED HANDLE

	Width	Cupboard/front colour		Shelves	Art. no.	Price incl. VAT
	35 cm	Matt white	Right hand hinged	2	P00102	240.00
	35 cm	Matt white	Left hand hinged	2	P00152	240.00

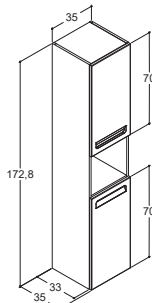
TALL BASE UNIT WITH INTEGRATED HANDLE

	Width	Cupboard/front colour		Shelves	Art. no.	Price incl. VAT
	35 cm	Matt white	Right hand hinged	2	P00112	306.00
	35 cm	Matt white	Left hand hinged	2	P00162	306.00

Fitting of any tall units on both sides of a washbasin is not recommended due to the tolerance in the size of the washbasin itself.

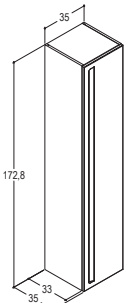
Fitting of any tall units on both sides of a washbasin is not recommended due to the tolerance in the size of the washbasin itself.

TALL UNIT WITH 2 DOORS WITH INTEGRATED HANDLES

	Width	Cupboard/front colour		Shelves	Art. no.	Price incl. VAT
	35 cm	Matt white		4	P00122	550.00

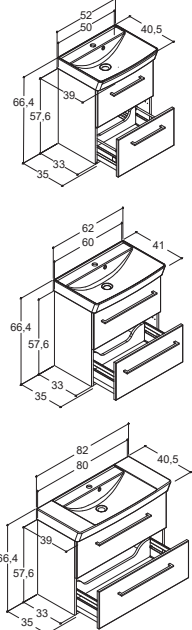
Fitting of any tall units on both sides of a washbasin is not recommended due to the tolerance in the size of the washbasin itself.

TALL UNIT WITH 1 DOOR WITH INTEGRATED HANDLE

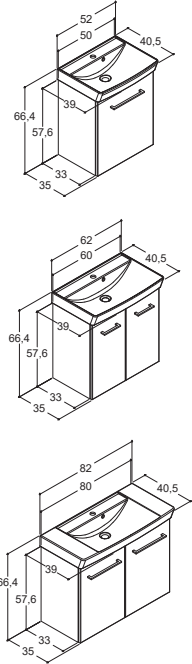
	Width	Cupboard/front colour		Shelves	Art. no.	Price incl. VAT
	35 cm	Matt white		4	P00132	550.00

Fitting of any tall units on both sides of a washbasin is not recommended due to the tolerance in the size of the washbasin itself.

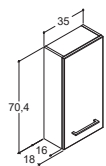
CAPPELLA DRAWER FURNITURE PACK INCL. CHROME HANDLES

	Width	Width tolerance	Cupboard/front colour	Art. no.	Price incl. VAT
	52 cm	-5/+5 mm	Matt white	MMC-4700	722.00
			Black structure	MMC-4714	
			Pine grey	MMC-4717	
			White elm	MMC-4744	
	62 cm	-5/+6 mm	Matt white	MMC-4100	771.00
			Black structure	MMC-4114	
			Pine grey	MMC-4117	
			White elm	MMC-4144	
	82 cm	-5/+8 mm	Matt white	MMC-4300	885.00
			Black structure	MMC-4314	
			Pine grey	MMC-4317	
			White elm	MMC-4344	

CAPPELLA DOOR FURNITURE PACK INCL. CHROME HANDLES

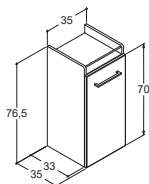
	Width	Width tolerance	Cupboard/front colour	Art. no.	Price incl. VAT
	52 cm	-5/+5 mm	Matt white	MMC-0700	475.00
			Black structure	MMC-0714	
			Pine grey	MMC-0717	
			White elm	MMC-0744	
	62 cm	-5/+6 mm	Matt white	MMC-0800	579.00
			Black structure	MMC-0814	
			Pine grey	MMC-0817	
			White elm	MMC-0844	
	82 cm	-5/+8 mm	Matt white	MMC-0900	684.00
			Black structure	MMC-0914	
			Pine grey	MMC-0917	
			White elm	MMC-0944	

WALL CABINET WITH DOOR AND CHROME HANDLE



Width	Cupboard/front colour	Shelves	Art. no.	Price incl. VAT
35 cm	Matt white	2	P00101	240.00
	Black structure	2	P14101	
	Pine grey	2	P17101	
	White elm	2	P04101	

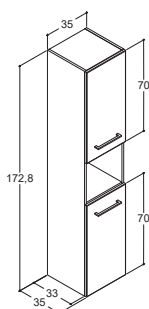
TALL BASE UNIT WITH DOOR AND CHROME HANDLE



Width	Cupboard/front colour	Shelves	Art. no.	Price incl. VAT
35 cm	Matt white	2	P00111	306.00
	Black structure	2	P14111	
	Pine grey	2	P17111	
	White elm	2	P04111	

Fitting of any tall units on both sides of a washbasin is not recommended due to the tolerance in the size of the washbasin itself.

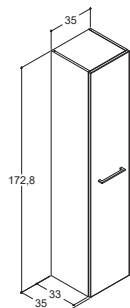
TALL UNIT WITH 2 DOORS INCL. CHROME HANDLES



Width	Cupboard/front colour	Shelves	Art. no.	Price incl. VAT
35 cm	Matt white	4	P00121	550.00
	Black structure	4	P14121	
	Pine grey	4	P17121	
	White elm	4	P04121	

Fitting of any tall units on both sides of a washbasin is not recommended due to the tolerance in the size of the washbasin itself.

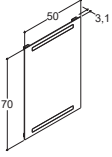
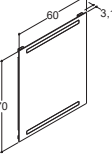
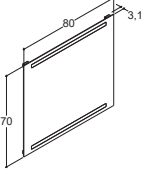
TALL UNIT WITH 1 DOOR INCL. CHROME HANDLE



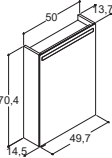
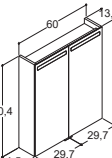
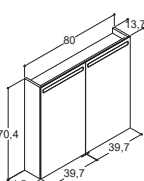
Width	Cupboard/front colour	Shelves	Art. no.	Price incl. VAT
35 cm	Matt white	4	P00131	550.00
	Black structure	4	P14131	
	Pine grey	4	P17131	
	White elm	4	P04131	

Fitting of any tall units on both sides of a washbasin is not recommended due to the tolerance in the size of the washbasin itself.

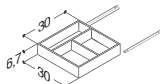
REPEAT MIRROR WITH INTEGRATED LIGHT

	Width	Light source	Approval	Art. no.	Price incl. VAT
	50 cm	LED 2x4,5W. 2940K. 2x390 lm	IP44	91351	283.00
		Incl. sensor LED 2x4,5W. 2940K. 2x390 lm	IP44	91350	315.00
	Add-on: Anti-mist pad 30W (Self adhesive to be attached during installation)				NV-3737 51.00
	60 cm	LED 2x5,6W. 2940K. 2x530 lm	IP44	91361	343.00
		Incl. sensor LED 2x5,6W. 2940K. 2x530 lm	IP44	91360	380.00
	Add-on: Anti-mist pad 30W (Self adhesive to be attached during installation)				NV-3050 51.00
	80 cm	LED 2x6,7W. 2940K. 2x640 lm	IP44	91381	411.00
		Incl. sensor LED 2x6,7W. 2940K. 2x640 lm	IP44	91380	456.00
	Add-on: Anti-mist pad 30W (Self adhesive to be attached during installation)				NV-3050 51.00

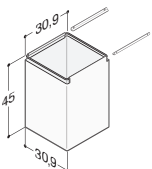
TOP MIRROR CABINETS WITH INTEGRATED LIGHT

	Width	Light source/shaverpoint	Colour	Approval	Art. no.	Price incl. VAT
	50 cm	LED 7,8W. 3150K. 685 lm, max. 10W	Matt white	IP44	SP-5150-GB	524.00
		LED 7,8W. 3150K. 685 lm, max. 10W	Black structure	IP44	SP-51514-GB	
		LED 7,8W. 3150K. 685 lm, max. 10W	Pine grey	IP44	SP-51517-GB	
		LED 7,8W. 3150K. 685 lm, max. 10W	White elm	IP44	SP-5154-GB	
	Right hand hinged. Incl. shaverpoint and rocker switch					
	60 cm	LED 9,1W. 3150K. 960 lm, max. 10W	Matt white	IP44	SP-5160-GB	660.00
		LED 9,1W. 3150K. 960 lm, max. 10W	Black structure	IP44	SP-51614-GB	
		LED 9,1W. 3150K. 960 lm, max. 10W	Pine grey	IP44	SP-51617-GB	
		LED 9,1W. 3150K. 960 lm, max. 10W	White elm	IP44	SP-5164-GB	
	Incl. shaverpoint and rocker switch					
	80 cm	LED 11W. 3150K. 1160 lm, max. 10W	Matt white	IP44	SP-5180-GB	744.00
		LED 11W. 3150K. 1160 lm, max. 10W	Black structure	IP44	SP-51814-GB	
		LED 11W. 3150K. 1160 lm, max. 10W	Pine grey	IP44	SP-51817-GB	
		LED 11W. 3150K. 1160 lm, max. 10W	White elm	IP44	SP-5184-GB	
	Incl. shaverpoint and rocker switch					


TRAYS – WIDTH 30CM

	Width	Variant	Material	Depth	Art. no.	Price incl. VAT
	30 cm	Suitable for cupboards incl. runners	Oak	30 cm	305222016	63.00


LAUNDRY BAG – WIDTH 30CM

	Depth	Colour	Art. no.	Price incl. VAT
	30,9 cm	Canvas in natural grey	190032020	58.00
Incl. runners.				

MAGNIFYING MIRROR

	Description	Art. no.	Price incl. VAT
	Magnifying mirror (x5) Self adhesive mirror can be placed on mirrors or inside mirror cabinets. Once attached the mirror can not be moved.	190040310	27.50

CARE

	Contents	Variant	Use	Art. no.	Price incl. VAT
	100 ml	Wood care, white wash effect	Oil for trays	0191050	18.50

Search for
products and
apply filters at
dansani.co.uk