



Prototype planning

Worksheet

Objectives

What do you want to find out about your idea?

- **WHEN WILL MY CUSTOMERS WANT TO PLACE AN ORDER?**
- **WHAT CHANNELS WOULD CUSTOMERS WANT TO USE TO PLACE THEIR ORDER?**
- **HOW CAN CUSTOMERS SELECT THE PRODUCTS I HAVE AVAILABLE?**
- **HOW CAN I MAKE SURE THE STOCK IS UP TO DATE ON THE WEBSITE?**
- **WHAT KIND OF CONFIRMATION WOULD CUSTOMERS NEED AFTER PLACING AN ORDER?**
- **HOW CAN I BE SURE THE CUSTOMER IS REAL?**
- **HOW MUCH TIME CAN THERE BE BETWEEN THE ORDER AND THE DELIVERY?**
- **HOW MUCH ARE CUSTOMERS WILLING TO PAY FOR THE DELIVERY?**

Assumptions

Write down the assumptions that you want to test with your prototype:

- **CUSTOMERS WOULD LIKE A PERSONAL CONTACT WITH ME**
- **I NEED TO KEEP THE STOCK UP TO DATE ALL THE TIME**
- **CUSTOMERS NEED A CONFIRMATION OF THEIR ORDER WITH A DELIVERY TIME**
- **CUSTOMERS WILL NOT DRASTICALLY CHANGE THEIR ORDERING BEHAVIOUR**
- **CUSTOMERS WANT THEIR ORDER ON THE SAME DAY**
- **CUSTOMERS WILL PAY IN CASH ONCE I DELIVER THE ORDER**
- **NOT ALL MY CUSTOMERS CAN READ, SO THE ORDERING SHOULD BE SIMPLE**

Set up the prototype

Sketch the activities that you want to test with your prototype. You can use an online drawing/visualisation tool like Miro or hand-draw and then take a picture of the sketch. You can make very simple drawings that describe what happens during testing and then place them here:

PROTOTYPE 1



FOR ONE WEEK KEEPING TRACK OF THE STOCK IN A SPREADSHEET AND ASK CLIENTS TO ORDER OVER WHATSAPP - SEE IF I CAN KEEP TRACK OF THE LIST THROUGHOUT THE DAY




Prototype planning

Worksheet

Set up the prototype

Sketch the activities that you want to test with your prototype. You can use an online drawing/visualisation tool like Miro or hand-draw and then take a picture of the sketch. You can make very simple drawings that describe what happens during testing and then place them here:

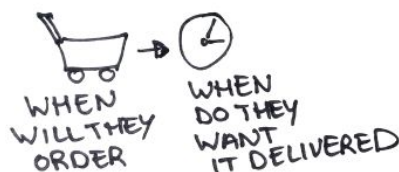
PROTOTYPE 2 - WITH CLIENTS




SHOW PAPER PROTOTYPE FOR STOCK LIST WITH PHOTO AND ONE WITH WRITTEN LIST, ASK CUSTOMER TO USE IT AS IF THEY WERE SELECTING THEIR GROCERIES



GIVE OPTIONS FOR PLACING THE ORDER: THROUGH A MESSAGE, A VOICE MESSAGE OR BY CLICKING ON A WEBSITE



GIVE DIFFERENT OPTIONS FOR THE TIME: START WITH A FIXED TIME FRAME (EVENING)



ASK WHAT THEY WOULD ORDER FOR EACH CASE: IN THE SHOP AND WHEN IT IS DELIVERED