

LifeView™

PGT-A

Testing for Aneuploidy



Genomic Prediction
Clinical Laboratory

Testing for aneuploidy (PGT-A)

















Preimplantation Genetic Testing for Aneuploidy (PGT-A) is a genetic test performed on an embryo biopsy, to determine whether the embryo has the usual chromosome count.

“Euploidy” refers to an embryo with the usual chromosome count. “Aneuploidy” refers to an embryo that does not have the usual count.

Aneuploidy is the most common genetic cause of fertility problems, such as implantation failure and miscarriage. PGT-A tests for it.

How common is embryo aneuploidy?

All would-be parents have a risk of aneuploidy. This risk increases with maternal age:

Age	Risk	Age	Risk
30	 23.2%	38	 47.9%
31	 31%	39	 52.9%
32	 31.1%	40	 58.2%
33	 31%	41	 68.9%
34	 31.3%	42	 75.1%
35	 34.5%	43	 83.4%
36	 35.5%	44	 88.2%
37	 42.6%	45	 84.3%

PMID: 24355045

What is the benefit of PGT-A?

PGT-A will help you and your doctor decide which embryos to prioritize for transfer. PGT-A:

- Decreases the risk of implantation failure
- Decreases the risk of miscarriage
- Decreases the risk of certain health problems in an ongoing pregnancy
- Decreases the risk of multiple pregnancy, improving the success rate of single embryo transfer (SET)
- Decreases the time to conceive

What is LifeView™ PGT-A able to detect?

LifeView™ PGT-A tests whether embryos have a whole extra chromosome, called a “trisomy”, or a missing chromosome, called a “monosomy”.

It also tests for added or missing pieces of chromosomes, called “segmental aneuploidy”.

LifeView™ advanced testing also detects issues such as polyploidy, and uniparental disomy.

LifeView™ PGT-A screens for a broad range of chromosome issues, increasing your chance of a healthy pregnancy.

What makes LifeView™ a better choice?

LifeView™ ensures the quality of your results:

Fingerprinting: LifeView™ checks whether the embryo being tested is genetically related to the other embryos in the same cycle, reducing the risk of sample mixups due to human error.

Contamination check: LifeView™ will check the embryo biopsy for contamination by other DNA. This check reduces the risk of misdiagnosis.

Superior accuracy: LifeView™ PGT-A combines copy number, genotyping and uniform coverage in a way that is improved from older NGS technology, offering comprehensive results with superior resolution and accuracy.

Can LifeView™ PGT-A be expanded?

LifeView™ offers more choice, without the need for additional embryo biopsy samples.

PGT-P: LifeView™ is the only platform validated to accurately predict each embryo's lifetime risk for polygenic disorders; diseases influenced by variants in many genes, such as diabetes and certain cancers. Deciding which embryos to prioritize for transfer using LifeView™ PGT-P has been validated to reduce incidence of these disorders later in life.

PGT-SR: LifeView™ for structural rearrangements identifies extra or missing chromosomal material related to parental chromosome rearrangement.

PGT-M: LifeView™ for monogenic disorders is designed for individuals or couples at high risk of passing on a monogenic, or single gene, disorder.

M2: M2 is a genetic variant associated with increased risk of pregnancy complications and miscarriage. For couples with M2, LifeView™ can be expanded to include M2 haplotype testing, to help you and your doctor make informed interventions to reduce the risk of miscarriage.

Who can I ask questions about LifeView™?

Genetic counseling is included with LifeView™, at no extra charge. Ask your IVF team to refer you for a virtual genetic counseling session.



Genomic Prediction
Clinical Laboratory

+1 (973) 529 4223
contact@gpclaboratory.com
gpclaboratory.com

675 US Highway One,
North Brunswick, NJ
08902