

Dear Parents/Carers,

This week in English, we continued with our writing genre of 'Historical Narratives'. We have looked closely at the structure, language and content of our model text. We then planned our own historical narrative thinking about the characters and the setting in preparation for writing our final story.

In Maths, we continued with the topic of fractions. Specifically, the children learnt about fractions of shapes and number, with some also learning about unit and non-unit fractions, adding and subtracting fractions (with the same denominator and from whole numbers), improper fractions and simplifying fractions.

In Science, the children wrote a scientific report about the experiment that they conducted the previous week.

In History this week, the children analysed a range of pictures to compare the lives of the Celts and the Romans.

In DT, this week was the week that they made their Sandals. They were fabulous! We will put a picture in next week's newsletter of all the beautiful creations.

In PSHE, our topic is 'Healthy Me'. So far we have discussed how different friendship groups are formed, how we fit into them and that there are people who take on the roles of leaders or followers in a group, the role we take on in different situations, the effects of smoking and alcohol on health. Next week, we will be discussing our different friendship groups and what makes a positive healthy friendship.

The windows in the classrooms will continue to remain open, therefore it is important that children wear a jumper or cardigan and have layers to prevent them from getting cold. They will continue to do outdoor P.E throughout the winter. They will, therefore, need to come into school on P.E days wearing tracksuit bottoms or leggings. **Please ensure that children are wearing the correct school PE kit on both days (Tuesday all classes, 4SI Thursday and 4TK and 4JJ Friday).** Please see the school website or speak to your class teacher if you are unsure.

Finally, please can we have some boxes of tissues for our classrooms as there are many runny noses at the moment! Thank you to those parents who have already donated.

Just as a gentle reminder, both gates open at 8:40am - children are expected to be in class by **8:50am at the latest.**

If you have any questions or queries, please do not hesitate to send us a message on Seesaw or come and speak to us following the dismissal of the children at the end of the day.

Class Assemblies

4SI Friday 18th March am 9:15am

4TK Friday 25th March am 9:15am

Thank you and we hope you have a great weekend!

The Year 4 Team

Certificate Winners (apologies that the picture is slightly unclear)
Holly (4SI), Zachary (4SI), George (4TK), Max (4TK), Reggie (4JJ), Adar (4JJ)




Homework

Topic project- Making a Roman mosaic (2 weeks)

Roman mosaics are beautiful stones that are arranged to create a stunning floor. Roman mosaics were found in the homes of people who lived during Roman times. This is because the mosaics captured moments in everyday Roman life: scenes of history like wars, tributes to Gods, as well as ceremonies and rituals were all featured in Roman mosaics. This provides us with an insight into what life was like for the Romans.

Mosaics are intricate pieces of work, typically the Romans used a thousand pieces to make one mosaic! The little stones they used are called 'tesserae'. These stones were stuck to the floor using a specific type of cement called mortar. This process took years of practice and training



Click on the following link to find out more and so get ideas for how to make a mosaics at home

<https://www.youtube.com/watch?v=X22M2j-JS-g>

<https://www.youtube.com/watch?v=nJvK0ZSLduM>

We would like your stunning pieces in by the 22nd of March.


Maths

Task 1: Go to the following website <https://tt.serveweb.co.uk/new/> and give it a go! Please let your class teacher know your score. You can practise as many times as you like.

Task 2: Please complete the Mathematics task assigned to you on partitioning and rounding numbers.

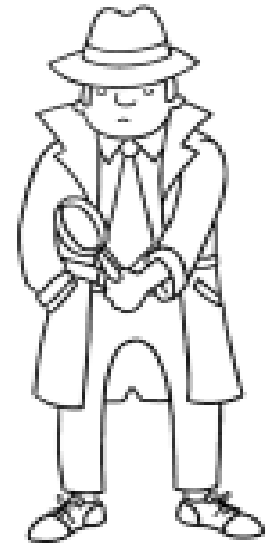
English s Determiners (answers are on seesaw for you to self-mark)

I can identify and use determiners.



Determiners are words that come before the noun to give the reader information about it, for example, the number, or who they belong to. Identify the determiners in the following sentences.

- a) The bridge is very low.
- b) Quick! My tea is burning!
- c) Their beans on toast looked delicious.
- d) There are many museums in London.
- e) I need some socks.



Challenge

Can you spot more than one determiner?

- a) Several furious members of the gang held a meeting on their motorbikes.
- b) I put my bedroom light on because the daylight was fading.
- c) She placed a tight hair bobble in to keep her hair tidy.
- d) That witch has ten shrieking bats!
- e) Five bees were buzzing around the sunflower.
- f) Some people think this holiday is boring.
- g) His boots were brown, just like his eyes.

Types of Determiners

Use this mat to help you to identify different types of determiners and to use them in your writing.

Definite and Indefinite Articles	Possessive Determiners	Interrogative Determiners	Demonstrative Determiners	Quantifiers	
the a an	her his our my your their	which what whose	this those these that	more less any few lots of some many	one, two, three, etc. all several enough
The boy sat on a chair.	Their house is in London.	Which street is it on?	Those books over there.	Many people celebrate at Christmas.	

Vocabulary Words: Please learn the definition of these words. You may wish to upload a short video, voice recording or a note to tell us what they mean.

Improper fraction

Denominator

Numerator

Unit Fraction

Non-unit fraction

Times Tables Each week we will be focusing on a times table of the week for you to learn. As well as the weekly spelling test, you will also have a times table one featuring the times table of the week. This week please learn your **7 times-table**. Please also use TTRS. TTRS is a carefully sequenced programme of daily time-table practice. Each week concentrates on a different times table, with a recommended consolidation week for rehearsing the tables that have recently been practised every third week or so.

Reading

Please read for 20-30 minutes each day. Fill in your reading log whenever you complete a book. Don't forget to give it a rating. When you reach the milestones that are printed on the log you will receive a prize in assembly. Please remember to use **Bug club** regularly to help improve your reading. All students are expected to read **10 Bug club books per term**.

Spellings

This week, we have looked at the children's books and have selected words that they may frequently spell incorrectly. Please help your child to learn the words below. If they are finding learning 10 words challenging, please do pick 5 and learn them.

Spellings

tomorrow

believe

breathe

school

something

happened

always

asked

tried

before