

Year 1 Homework Grid – Spring Term 2 2022

Dear Parents/Carers,

Here is the homework grid for the second half of the Spring Term. Children must complete the activities from the **present** week. E.g. Friday's date.

English, Maths and Topic are set on a three week rotation.

PLEASE NOTE VOCABULARY HOMEWORK, MATHLETICS AND BUG CLUB ARE THE EXTRA ACTIVITIES SHOULD YOU WISH TO COMPLETE THEM.

Please remember to read with your child.

Spellings will be a selection of words from our key words list, frequently used words, spelling patterns or may be topic related. **Some of these words may be repeated in order to ensure that the children are remembering them and using them in their independent writing.**

All homework is based on the current week's learning so please complete the homework tasks relevant to that week as we will have just taught it.

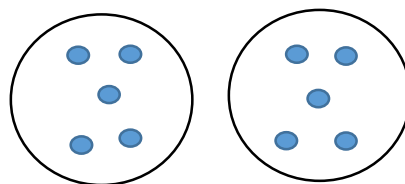
Please do not whizz ahead as your child will not have been taught the work related to the task or strategies we use to solve mathematical problems.

REMEMBER – upload your homework onto SeeSaw for us to see and make a comment on. Homework is set on a Friday and you can upload your child's work to SeeSaw anytime from the Friday up to the following Wednesday.

Date	English	Maths	Topic	Reading	Spellings Please select the list that you think is the most appropriate for your child. If you finish all the spellings provided please go over the ones you still think your child is finding tricky.
Homework set Friday 4 th March	<p>Please log onto Bug Club and read the books in your library.</p> <p>Please inform your teacher if you need more books.</p> <p><u>Optional Vocabulary Homework:</u></p>	<p>Please log onto Mathletics and complete some tasks/games – enjoy!</p> <p>For more Maths games look on the Maths Hub on Danegrove's website... https://www.danegroveschool.co.uk/curriculum/maths-hub</p>	<p><u>My Marvellous Dinosaur</u></p> <p>This term we are giving you the chance to really let your imagination run wild with our dinosaur project. You have all term to do this project ready for our Dinosaur Day on 30th March 2022.</p> <p>The idea is for you to create your own dinosaur.</p>	<p>Please read for 20 minutes with your child. Please ask questions to check their understanding of the text.</p>	<p><u>List 1</u> with, so, all <u>List 2</u> start, car, this, come, some, one, once <u>List 3</u> phone, home, broke, spoke,</p>

	<p>Look at this week's vocabulary posters on Seesaw. Can you record/video yourself acting out these words, explaining the meaning of the words and/or using this week's words in a sentence? Could you even write an interesting sentence with this week's words in it?</p>		<p>You can present your work in any way such as making models, shoebox models, posters, homemade books, paintings etc.</p> <p>This project will allow you to use many of the things you have learnt about this term.</p> <p>Your project must include the following information:</p> <ol style="list-style-type: none"> 1. What is the name of your dinosaur? 2. What does it look like? You can paint it, collage it, draw it on the computer, make a model of it out of junk boxes or even playdough; let your imagination go CRAZY! 3. Label the different parts of the dinosaur (you will need to do some research on this). How tall and wide is it? Is it a big dinosaur or a small dinosaur? 4. Which continent or ocean did it live in? 5. What did it eat? Was it a herbivore, carnivore or omnivore? <p>Then can you include any of the following ideas to add to your project:</p> <ul style="list-style-type: none"> • Can you make a fossil of your dinosaur? • Can you create a dinosaur cafe for your dinosaur? Write a recipe for one of its favourite foods and then make it for example, dino track biscuits, or veggie soup. • Can you make a dinosaur mask or hat to show what your dinosaur was like? • Can you make a model of where your dinosaur lived? • Can you make a picture of the skeleton of your dinosaur using cotton buds, white straws, chalk, or even toilet rolls (white on a black background)? 		<p>said, because, friend, school</p>
--	---	--	---	--	--------------------------------------

			<p>• Could you make a LIFE SIZE DRAWING of your dinosaur on huge pieces of paper or rolls of wallpaper. LET YOUR IMAGINATION GO WILD AND HAVE FUN!</p> <p>WE WILL HAVE A DINOSAUR DAY ON 30th MARCH 2022 SO THAT THE CHILDREN CAN SHOW THEIR PRESENTATIONS TO THE CLASS.</p> <p>IDEAS AND PICTURES TO GET YOUR IMAGINATION WORKING ARE AT THE END OF THIS GRID.</p>		
Homework set Friday 11 th March	<p>Please log onto Bug Club and read the books in your library.</p> <p>Please inform your teacher if you need more books.</p> <p><u>Optional Vocabulary Homework:</u></p> <p>Look at this week's vocabulary posters on Seesaw. Can you record/video yourself acting out these words, explaining the meaning of the words and/or using this week's words in a sentence? Could you even write an interesting sentence with this week's words in it?</p>	<p><u>Sharing/Division.</u></p> <p>Practise singing this counting in 2's song...</p> <p>https://scratchgarden.com/videos/counting-by-twos/</p> <p>This week we have started to introduce division as sharing. The children have started to divide/share into 2 and some have shared into 3. Please either get two plates or draw two plates on paper and cut them out. Then pick a number card from 2-20 (only even numbers). If you do not have number cards you can just write these numbers on paper and cut them out for your child to pick. Once children have chosen a number card, they can then share that number physically. They can use pasta pieces or any small objects such as gems or marbles to share into the two plates. As they share them please encourage your child to say 'one for you, one for me.' Please see the example below:</p>	N/A this week	<p>Please read for 20 minutes with your child. Please ask questions to check their understanding of the text.</p>	<p><u>List 1</u> go, my, for</p> <p><u>List 2</u> door, fork, you, your, there, where, what</p> <p><u>List 3</u> Huge, brute, flute, cute, where, there, their, school</p>






Please record in your book like this:

10 shared into 2 = 5

If you fancy a challenge can you write this as a division number sentence? For example,

$10 \div 2 = 5$

Repeat with different number cards.



Homework
set Friday
18th March

We have been learning about dinosaurs in our English and topic lessons so we would like the children to produce their own poster or mini book all about their favourite dinosaur. Please choose a dinosaur, research it on the internet and then create a poster or mini book. As an extra challenge the children could use a range of adjectives to describe their favourite dinosaur and could even use a simile to further describe it. For example, a simile about a Brachiosaurus could be:

The brachiosaurus was as tall as a colossal skyscraper.


If you find this tricky, please draw a picture of your favourite dinosaur and use your phonics to try to label it.

Optional Vocabulary Homework:

Look at this week's vocabulary posters on Seesaw. Can you record/video yourself acting out these words,

Please log onto Mathletics and complete some tasks/games – enjoy!

For more Maths games look on the Maths Hub on Danegrove's website...
<https://www.danegroveschool.co.uk/curriculum/maths-hub>



N/A this week

Please read for 20 minutes with your child. Please ask questions to check their understanding of the text.

List 1
be, do, by
List 2
fair, chair, with, went, pull, push, ask
List 3
yawn, dawn, saw, draw, claw, today, looked, called

	explaining the meaning of the words and/or using this week's words in a sentence? Could you even write an interesting sentence with this week's words in it?				
Homework set Friday 25 th March	<p>Please log onto Bug Club and read the books in your library.</p> <p>Please inform your teacher if you need more books.</p> <p><u>Optional Vocabulary Homework:</u></p> <p>Look at this week's vocabulary posters on Seesaw. Can you record/video yourself acting out these words, explaining the meaning of the words and/or using this week's words in a sentence? Could you even write an interesting sentence with this week's words in it?</p>	<p>Please log onto Mathletics and complete some tasks/games - enjoy!</p> <p>For more Maths games look on the Maths Hub on Danegrove's website... https://www.danegroveschool.co.uk/curriculum/maths-hub</p>	<p>To continue with the above dinosaur project.</p> <p>We can't wait to see all your fantastic ideas!</p>	<p>Please read for 20 minutes with your child. Please ask questions to check their understanding of the text.</p>	<p><u>List 1</u> Like, he, she</p> <p><u>List 2</u> Whirl, twirl, like, because, were, was, ask</p> <p><u>List 3</u> care, share, rare, scare, square, children, people, about</p>
Homework set Friday 1 st April	<p>Please log onto Bug Club and read the books in your library.</p> <p>Please inform your teacher if you need more books.</p> <p><u>Optional Vocabulary Homework:</u></p> <p>Look at this week's vocabulary posters on Seesaw. Can you record/video yourself acting out these words, explaining the meaning of the words and/or using this week's words in a sentence? Could you even write an interesting sentence with this week's words in it?</p>	<p><u>Counting and Addition</u></p> <p>Please practise counting in lots of different ways with your child. Count in 1's forwards and backwards and from different starting points. You can use these counting songs to help... https://www.youtube.com/watch?v=1dkPouLWCyc https://www.youtube.com/watch?v=cVwjmC-gpBU</p> <p>Try counting in 2's. This song will help... https://www.youtube.com/watch?v=GrTcpfSnOMQ</p>	N/A this week	<p>Please read for 20 minutes with your child. Please ask questions to check their understanding of the text.</p>	<p><u>List 1</u> see, from, got</p> <p><u>List 2</u> shout, out, cloud, put, here, saw, says</p> <p><u>List 3</u> nurse, purse, turn, Saturday, time, made, old, don't, looked</p>

Then they can try counting in 5's and 10's. These songs will help...
<https://www.youtube.com/watch?v=EemjeA2Djjw>
https://www.youtube.com/watch?v=Ftati8iGQcs&list=PLM95cb_Szq3am4n6jJw127QbBIDivZgIc

Using pasta pieces or any other small objects that you have, please practise number bonds to 20. Collect 20 pasta pieces, write numbers 0-20 on paper, pick a number, count out that number of pasta pieces and then work out the other number that makes 20 using your pasta pieces. Children to then record these additions in their books. For example...

$$12 + 8 = 20$$

Challenge – Can they record this both ways? Can they find the inverse? Or can they find 10 sets more? For example,

$$12 + 8 = 20$$

$$8 + 12 = 20$$

$$20 - 12 = 8$$

$$20 - 8 = 12$$

So as **an extra challenge only** and if you find the above easy try the following:

$$80 + 120 = 200$$

$$120 + 80 = 200$$

If you find number bonds to 20 tricky please try finding number bonds to 10 instead.

Ideas for Year 1 Home Learning Project on Creating your own Dinosaur



Make a Home for Your Background

This is based on a real dinosaur, but could you do a similar book on your created dinosaur



Make a mask Of your Dinosaur.



Make a model Of your dino and cover it With information



Make a skeleton of your dinosaur

How will you present your information about your created dinosaur?

