

Dear Parents/Carers,

This week we completed our half termly assessments. We are incredibly proud of the children, as they certainly tried their best! In the spring term, we will continue to work with the children on how to adopt a growth mind-set and developing resilience. In English, we continued our current writing genre 'poetry'. The children wrote their own animal poems using poetic language. In Science, the children continued their current topic 'It's Electric!' where they practically investigated electrical insulators and conductors. In Art, the children completed their mountain ranges that they made using cardboard (linked to our big question). In PSHE, we reviewed the zones of regulations and the strategies the children can use to help them control their emotions.

### Important News

Friends of Danegrove has relaunched! It has been suggested that we have parent class reps for each class to help with Friends of Danegrove.

We are asking that the class reps communicate on WhatsApp/and or in the playground. Once you have decided on the two class reps (one more for 4TK please), please inform your teacher either face to face or via seesaw.

### Year 4 Hamper (for the raffle)

Each year group is responsible for making a hamper for the raffle. This year, year 4 will be making a hamper made up of sweets and chocolate. Thank you to all those that have donated, but we still need more! Please may we kindly ask for donations towards this hamper. Thank you in advance.

The temperature has certainly dropped and Winter has arrived! Please send your children into school with appropriate clothes for the cold weather. The windows in the classrooms will continue to remain open, therefore it is important that children have a jumper or cardigan and are wearing layers to prevent them from getting cold. They will continue to do outdoor P.E throughout the winter. They will therefore need to come into school on P.E days wearing tracksuit bottoms or leggings. Finally, please can we have some boxes of tissues for our classrooms as there are many runny noses at the moment! Thank you to those parents who have already donated.

Just as a gentle reminder, both gates open at 8:40am - children are expected to be in class by 8:50am.

Finally, we would also like to use this opportunity to say thank you for supporting your children in completing their homework.

If you have any questions or queries, please do not hesitate to send us a message on Seesaw or come and speak to us following the dismissal of the children at the end of the day.

Thank you and we hope you have a great weekend!

The Year 4 Team

### Important Dates:

**Friday 10<sup>th</sup> December** - Christmas Jumper Day (you may bring a £1 contribution should you wish or a donation towards the hamper). Children may come to school in non-school uniform.

**Monday 13<sup>th</sup> December** - Christmas Extravaganza (this will be for the children only during school hours. The children may bring a maximum of £10 to spend and please send your child in with a carrier bag)

**Tuesday 14<sup>th</sup> December** - Christmas lunch

**Thursday 15<sup>th</sup> December** - Year 4 Class Party (all food and drink will be provided, Further details to follow)

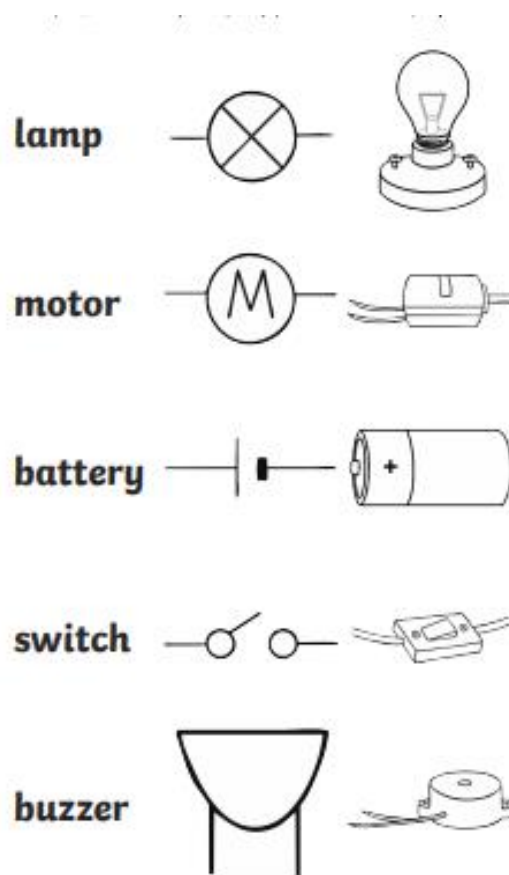
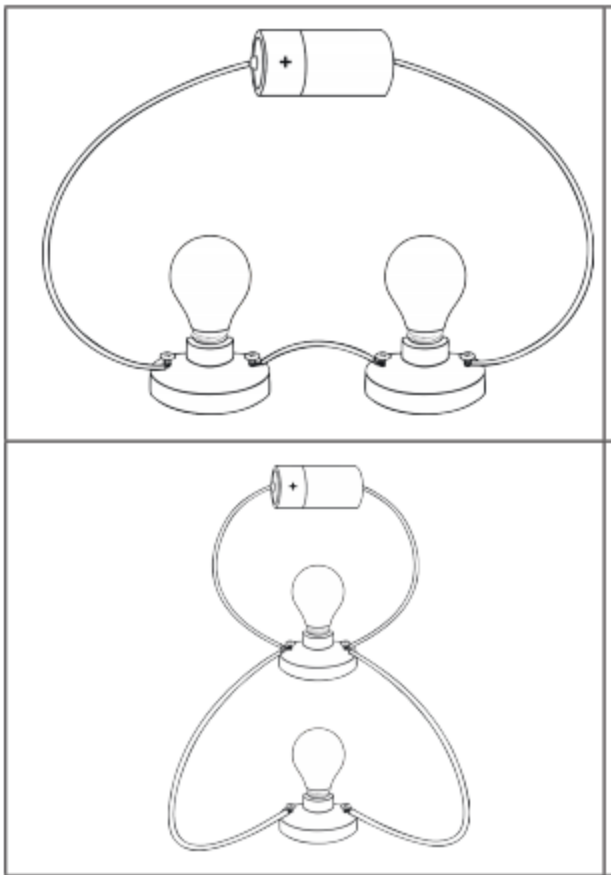
**Friday 17<sup>th</sup> December** - Last day of term (Windsor Drive 3pm Collection)

### Homework

Please check the activities section on Seesaw each week as you may have been set a task by your class teacher. The songs for the sing-a-long assembly have been assigned to you for practice.


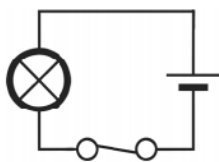
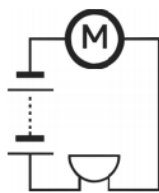
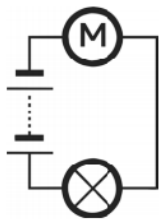
Science

Task 1 Redraw the series and parallel circuits using the symbols



Task 2

Look at the circuits below and label each part.



Draw the following circuit using the scientific circuit symbols.

1. Circuit should contain: a bulb, a cell, and an open switch.
2. Circuit should contain: a battery and two motors.
3. Circuit should contain: a buzzer, two batteries, and a closed switch.

Maths Task - Please complete the Mathematics Tasks assigned to you.

English Task - Using Apostrophes to Show Possession

Please watch the link below and then complete the three activities at the bottom of the webpage (on the link).

[Using apostrophes to show possession - Year 4 - P5 - English - Home Learning with BBC Bitesize - BBC Bitesize](#)

**Vocabulary Words:** Please learn the definition of these words. You may wish to upload a short video, voice recording or a note to tell us what they mean.

Electrical Insulators

Electrical Conductors

Electrical Shock

### Times Tables

Each week we will be focusing on a times table of the week for you to learn. As well as the weekly spelling test, you will also have a times table one featuring the times table of the week. This week please go over all your times tables to 12X12. Please also use TTRS. TTRS is a carefully sequenced programme of daily times tables practice. Each week concentrates on a different times table, with a recommended consolidation week for rehearsing the tables that have recently been practised every third week or so.

### Reading

Please read for 20-30 minutes each day. Fill in your reading log whenever you complete a book. Don't forget to give it a rating. When you reach the milestones that are printed on the log you will receive a prize in assembly. Please remember to use **Bug club** regularly to help improve your reading. All students are expected to read 10 Bug club books per term.

### Spellings

Children are to learn the orange list **and** either the purple **or** the green list of spellings. These will be tested in class every Tuesday. There will be a mixture of statutory words and spellings which follow a particular rule or pattern. Children are encouraged to use the look, cover, write, check method to learn the lists.

**Spelling rule for orange list:** Homophones and near homophones

Purple	Orange	Green
believe	accept	interest
appear	except	experiment
often	affect	favourite
group	effect	material
height	aloud	threw
	through	

