

Year 1 Homework Grid – Autumn Term 2 2021

Dear Parents/Carers,

Here is the homework grid for the second half of the Autumn Term. Children must complete the activities from the **present** week. E.g. Friday's date.

English, Maths and Integrated Studies are set on a three week rotation.

PLEASE NOTE VOCABULARY HOMEWORK, MATHLETICS AND BUG CLUB ARE THE EXTRA ACTIVITIES SHOULD YOU WISH TO COMPLETE THEM.

Please remember to read with your child.


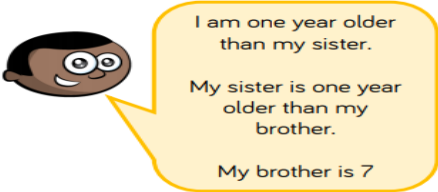
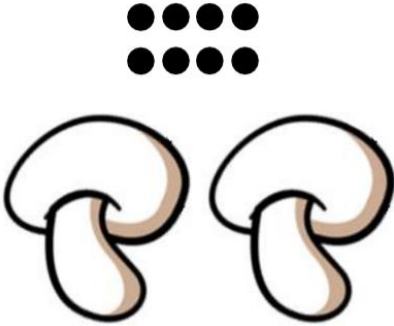
Spellings will be a selection of words from our key words list, frequently used words, spelling patterns or may be topic related. **Some of these words may be repeated in order to ensure that the children are remembering them and using them in their independent writing.**

All homework is based on the current week's learning so please complete the homework tasks relevant to that week as we will have just taught it.

Please do not whizz ahead as your child will not have been taught the work related to the task or strategies we use to solve mathematical problems.

REMEMBER – upload your homework onto SeeSaw for us to see and make a comment on. Homework is set on a Friday and you can upload your child's work to SeeSaw anytime from the Friday up to the following Wednesday.

Date	English	Maths	Integrated Studies	Reading	Spellings Please select the list that you think is the most appropriate for your child. If you finish all the spellings provided please go over the ones you still think your child is finding tricky.
Homework set Friday 5 th Nov	<p>Please log onto Bug Club and read the books in your library.</p> <p>Please inform your teacher if you need more books.</p> <p><u>Optional Vocabulary Homework:</u></p>	<p>Please log onto Mathletics and complete some tasks/games – enjoy!</p> <p>For more Maths games look on the Maths Hub on Danegrove's website... https://www.danegroveschool.co.uk/curriculum/maths-hub</p>	<p>We have been learning to draw and print different firework shapes this week. Could you make a 3D firework using recycled materials, paper, bits and pieces, glitter? Or make it from whatever you would like. This is your chance to design your own firework. What shape will it be? What kind of things will shoot out of it? Will it be a big or small</p>		<p><u>List 1</u> the, do, to <u>List 2</u> the, of, said, do, that <u>List 3</u> play, today, said, because, of</p>

	<p>Look at this week's vocabulary posters on Seesaw. Can you record/video yourself acting out these words, explaining the meaning of the words and/or using this week's words in a sentence? Could you even write an interesting sentence with this week's words in it?</p>		<p>firework? What colours will it be? Will it be a themed firework, for example, an alien firework or a unicorn firework? What noises will it make? Let your imagination go wild. We can't wait to see your creations!</p> 		
<p>Homework set Friday 12th Nov</p>	<p>Please log onto Bug Club and read the books in your library.</p> <p>Please inform your teacher if you need more books.</p> <p><u>Optional Vocabulary Homework:</u></p> <p>Look at this week's vocabulary posters on Seesaw. Can you record/video yourself acting out these words, explaining the meaning of the words and/or using this week's words in a sentence? Could you even write an interesting sentence with this week's words in it?</p>	<p><u>Problem solving</u> – try solving the two problems below. Can you show how you worked them out? With the second problem, can you also record all the different number sentences?</p> <p>Mo says,</p>  <p>How old is Mo? Who is the oldest? Explain why.</p> <p>All the dots have fallen off 2 toadstools.</p>  <p>How many different ways can you put them back on?</p>	<p>N/A this week</p>	<p>Please read for 20 minutes with your child. Please ask questions to check their understanding of the text.</p>	<p><u>List 1</u> at, of, my <u>List 2</u> are, were, all, you, your <u>List 3</u> green, teeth, they, there, that</p>

		<p>If you would like a challenge... can you make your own toadstool problem by using a larger amount of dots?</p> <p>If you want another activity... why not play the estimation game? Can you improve your estimation skills? Watch this video to learn how to play it... https://www.danegroveschool.co.uk/maths-videos/the-estimation-game</p>			
Homework set Friday 19 th Nov	<p>Recently we have been learning to write instructions, so using imperative verbs and time connectives, please can you write a set of instructions for washing your hands? For example, First turn on the tap. Next put your hands in the water. After squirt some soap on your hands. Then... Later... Finally... You may draw pictures to go with each instruction. Remember to give your work a title. If you find this tricky... draw a picture for each instruction, say your instructions to an adult and try to write a word for each instruction using your phonics. If you would like a challenge you could include some adverbs in your instructions, such as 'carefully,' 'gently,' 'slowly.' Here are some more adverbs...</p>	<p>Please log onto Mathletics and complete some tasks/games – enjoy!</p> <p>For more Maths games look on the Maths Hub on Danegrove's website... https://www.danegroveschool.co.uk/curriculum/maths-hub</p>	N/A this week	<p>Please read for 20 minutes with your child. Please ask questions to check their understanding of the text.</p>	<p><u>List 1</u> can, up, had <u>List 2</u> with, her, his, have, went, <u>List 3</u> says, night, bright, love, house</p>

Adverbs

excitedly



cheerfully



quickly



angrily



sadly



loudly



rapidly



gently



sleepily



kindly



urgently



Optional Vocabulary Homework:

Look at this week's vocabulary posters on Seesaw. Can you record/video yourself acting out these words, explaining the meaning of the words and/or using this week's words in a sentence? Could you even write an interesting sentence with this week's words in it?

Homework set Friday 26th Nov

Please log onto Bug Club and read the books in your library.

Please inform your teacher if you need more books.

Optional Vocabulary Homework:

Look at this week's vocabulary posters on Seesaw. Can you record/video yourself acting out these words, explaining the meaning of the words and/or using this week's words in a sentence? Could you even write an

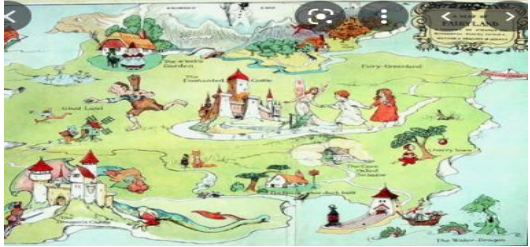
Please log onto Mathletics and complete some tasks/games - enjoy!

For more Maths games look on the Maths Hub on Danegrove's website...
<https://www.danegroveschool.co.uk/curriculum/maths-hub>

As part of our topic on 'The Enchanted Woods' could you make a map of 'The Enchanted Wood?' Can you draw Little Red Riding Hoods House, Grandma's House (as that is the story we are going to be working on) and any other parts you think could be found in an Enchanted Wood? Maybe there could be a giants cave, a magical waterfall, a troll's bridge, a mysterious forest or a fairy village. What would they look like or what would they be made from? Then can you label your map showing what

Please read for 20 minutes with your child. Please ask questions to check their understanding of the text.

List 1
mum, no, see
List 2
like, come, some, what, because
List 3
blow, grow, school, push, pull

	interesting sentence with this week's words in it?		the human and physical features of your woods are?		
					
Homework set Friday 3 rd Dec	<p>Please log onto Bug Club and read the books in your library.</p> <p>Please inform your teacher if you need more books.</p> <p><u>Optional Vocabulary Homework:</u></p> <p>Look at this week's vocabulary posters on Seesaw. Can you record/video yourself acting out these words, explaining the meaning of the words and/or using this week's words in a sentence? Could you even write an interesting sentence with this week's words in it?</p>	<p><u>Counting and Months of the Year</u></p> <p>Please practise counting in lots of different ways with your child. Count in 1's forwards and backwards and from different starting point. You can use these counting songs to help...</p> <p>https://www.youtube.com/watch?v=1dkPouLWCyc</p> <p>https://www.youtube.com/watch?v=cVwjmC-gpBU</p> <p>Then try counting in 2's. This song will help...</p> <p>https://www.youtube.com/watch?v=GrTcpfSnOMQ</p> <p>If your child would like a further challenge they can try counting in 5's and 10's. These songs will help...</p> <p>https://www.youtube.com/watch?v=EemjeA2Djjw</p> <p>https://www.youtube.com/watch?v=FtaTi8iGQcs&list=PLM95cb_Szq3am4n6jJw127QbBIDivZglc</p> <p>Recently we learnt the Months of the Year. Please help your child to recall them. You may then wish to ask your child some questions such as, 'What month comes before/after September?'</p>	N/A this week	<p>Please read for 20 minutes with your child. Please ask questions to check their understanding of the text.</p>	<p><u>List 1</u> get, if, by</p> <p><u>List 2</u> put, here, saw, very, little</p> <p><u>List 3</u> moon, spoon, friend, one, once</p>

		<p>Extra optional challenge - Can they independently remember the sequence of the months and create a poster? They can use different materials and styles to create their poster.</p>			
Homework set Friday 10 th Dec	<p>This week we have been working on the traditional tale Little Red Riding Hood. Use your imagination to imagine what could be in Little Red Riding Hoods basket. Then using bullet points and a range of adjectives can you write a detailed list? For example,</p> <p><u>A list of what is in Little Red Riding Hoods basket</u></p> <ul style="list-style-type: none"> • A scrumptious jam sandwich. • A fluffy teddy bear. • A colourful notebook. • A... • A... <p>If you would like a challenge, can you include two adjectives and a comma (an expanded noun phrase)? For example,</p> <ul style="list-style-type: none"> • A soft, magnificent doll. <p><u>Optional Vocabulary Homework:</u></p> <p>Look at this week's vocabulary posters on Seesaw. Can you record/video yourself acting out these words, explaining the meaning of the words and/or using this week's words in a sentence? Could you even write an interesting sentence with this week's words in it?</p>	<p>Please log onto Mathletics complete some tasks/games - enjoy!</p> <p>For more Maths games look on the Maths Hub on Danegrove's website... https://www.danegroveschool.co.uk/curriculum/maths-hub</p>	N/A this week	<p>Please read for 20 minutes with your child. Please ask questions to check their understanding of the text.</p>	<p><u>List 1</u> look, help, off</p> <p><u>List 2</u> there, one, once, love, when</p> <p><u>List 3</u> look, book, stood, where, ask</p>