

Vehicle Check In Inspection

Can be used by service advisors and porters to note damage and general information on vehicles being dropped off by customers. Find the digital version of this form and more at <https://www.fulcrumapp.com/apps/vehicle-check-in-inspection>.

Owner Information

Reason for Visit

Choose one.

Detailing

Recall Repair

Service

Inspection

Repairs

Name

Contact Number

Email Address

Preferred Method
of Contact

Email

Phone

General Vehicle Information

Service Tag Number

Make

Model


Miles

License Plate Number

VIN



Photo of Vehicle



Attach Key Photos Here

With Fulcrum, photos you take with your phone automatically get included with the rest of your data.

Vehicle Inspection


- ▶ Note all Damage. If damage is noted in a section please take a photo of the damage.

EXTERIOR

Front Bumper Damage? (required) Yes None

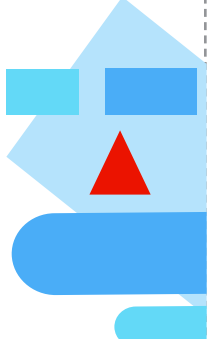
- ▶ Front Bumper Damage Notes

Photo of Front Bumper
(required)



Attach Key Photos Here

With Fulcrum, photos you take with your phone automatically get included with the rest of your data.





Hood Damage?
(required)

Yes None


▶ Hood Damage Notes

Photo of Hood
(required)



Attach Key Photos Here




With Fulcrum, photos you take with your phone automatically get included with the rest of your data.



Passenger Side
Damage? (required) Yes None

▶ Passenger Side Damage Notes

Photo(s) of Passenger
Side (required)



Attach Key Photos Here

With Fulcrum, photos you take with your phone automatically get included with the rest of your data.

Rear Bumper Damage?
(require) Yes None

▶ Rear Bumper Damage Notes

Photo of Rear Bumper
(required)



Attach Key Photos Here



With Fulcrum, photos you take with your phone automatically get included with the rest of your data.



Tailgate/Trunk
Damage? (required) Yes None


▶ Tailgate/Trunk Damage Notes

Photo of Tailgate/Truck
(required)



Attach Key Photos Here

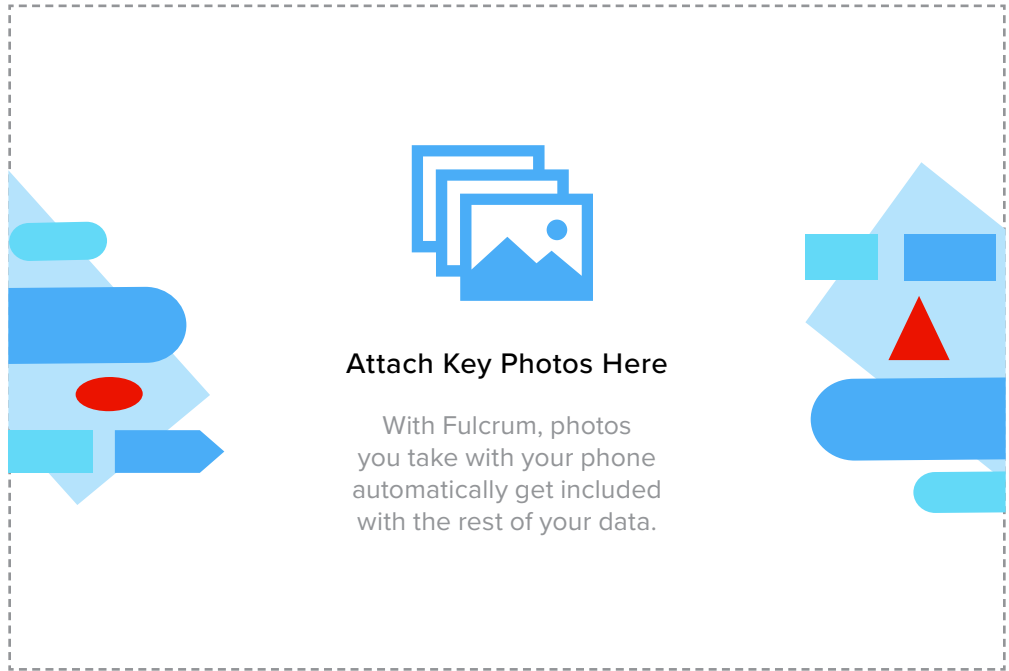
With Fulcrum, photos you take with your phone automatically get included with the rest of your data.



Driver Side Damage?
(required) Yes None

▶ Driver Side Damage Notes

Photo of Driver Side
(required)





Attach Key Photos Here

With Fulcrum, photos you take with your phone automatically get included with the rest of your data.

Roof Damage?
(required) Yes None


▶ Roof Damage Notes: *required

Photo of Roof



Attach Key Photos Here

With Fulcrum, photos you take with your phone automatically get included with the rest of your data.



Wheel Damage?
(required)

Yes None



Which Wheels Are Damaged?
Select all that apply.

Front Driver Rear Driver Mounted Spare
 Front Passenger Rear Passenger

▶ **Photos Wheels (required)**


If multiple wheels are damaged, note which wheel the photo is of in the photo's comments field.

Photos



Attach Key Photos Here

With Fulcrum, photos you take with your phone automatically get included with the rest of your data.



TIRE CONDITION

- ▶ **Front Passenger Side**
 Good Fair Poor
- ▶ **Rear Passenger Side**
 Good Fair Poor
- ▶ **Front Driver Side**
 Good Fair Poor
- ▶ **Rear Driver Side**
 Good Fair Poor

WIPER CONDITION

- ▶ **Front Wipers**
 Good Poor
- ▶ **Rear Wipers**
 Good Poor

INTERIOR

- ▶ **Front Seats and Interior Damage? (required)**
Note only tears and stained in fabric or damaged plastics.
 Yes No
- ▶ **Note for Front Interior Damage**

Photos of Front Interior
(required)



Attach Key Photos Here

With Fulcrum, photos you take with your phone automatically get included with the rest of your data.

The placeholder area is a dashed box containing a central icon of three overlapping photos. On either side of the icon are stylized blue and light blue shapes representing car interior components, with a red circle on the left and a red triangle on the right.

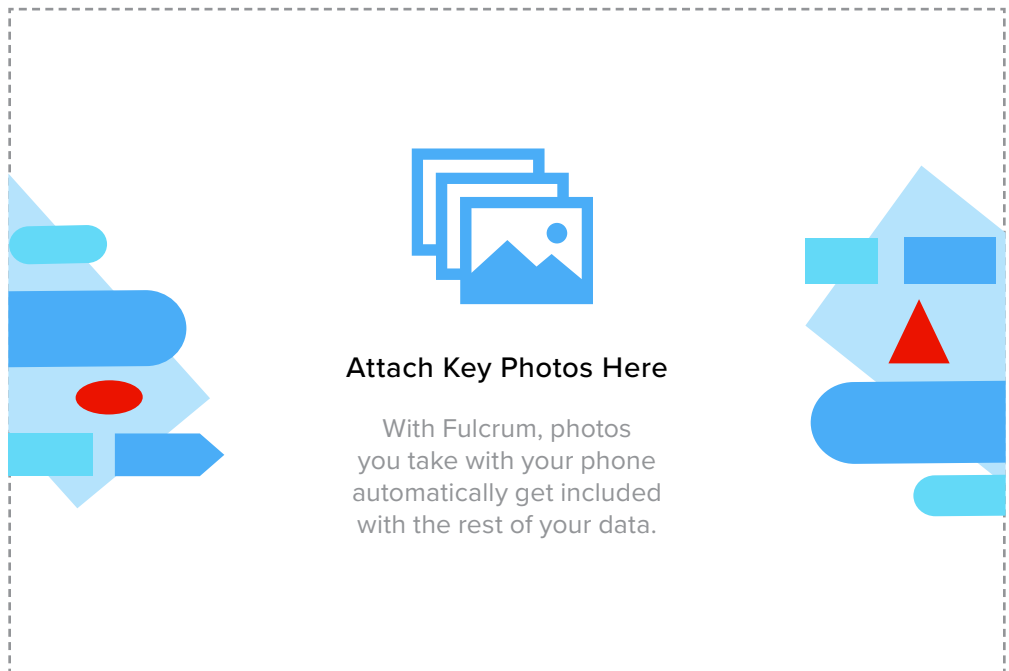
▶ **Rear Seats and Interior Damage? (required)**

Note only tears and stained in fabric or damaged plastics.

Yes No

▶ **Note for Rear Interior Damage**

Photos of Rear Interior
(required)



Attach Key Photos Here

With Fulcrum, photos you take with your phone automatically get included with the rest of your data.

The placeholder area is a dashed box containing a central icon of three overlapping photos. On either side of the icon are stylized blue and light blue shapes representing car interior components, with a red circle on the left and a red triangle on the right.

Certification

Damaged? Damage No Damage

Name of circuit inspector _____

Signature _____

Date _____ / _____ / _____

Time _____ : _____ AM / PM



Fulcrum is a mobile app creation platform that lets you digitize checklists like this easily — and automate related workflows! — without writing any code.

Check us out at fulcrumapp.com/checklists