



# Lesson Overview

## Title: Introduction to Homelessness

Grade Level

4-6

Lesson Type

Group

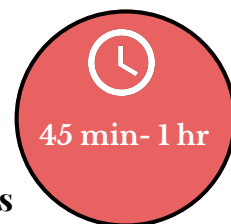
Duration

Subject

Social Studies

Skill(s) Developed

Critical Thinking Skills  
Creative Thinking Skills



---

Topic: What is homelessness?

---

### Learning Goals :

By the end of this lesson, learners should be able to answer the following questions: What are the basic needs of humans and animals? What does *home* mean to you? What is the definition of homelessness?

### Materials Needed:

- Pencils/Markers
- Mind Mapping activity worksheet (included)
- SBP Reflection activity worksheet (included)
- Evaluation Rubric(s): Critical Thinking Skills, Creative Thinking Skills



# INTRODUCTION TO HOMELESSNESS

## LESSON PLAN: 4-6

### OBJECTIVE

Understand how homelessness affects the lives of others.

### PREPARATION

To prepare yourself and the learners for the lesson, please see the **Teacher's Glossary** below for explanations of concepts related to homelessness. Additionally, review all the discussion questions to provide additional understanding to learners. (see resources).

### ACTIVITIES

- Activity 1: Mind Mapping
- Activity 2: Discuss and Reflect

### RESOURCES

### OUTLINE

**1** Have students bring in a book, magazine, or picture showing an animal's home/habitat. Discuss the fact that a habitat is a place that provides shelter, which is necessary for survival, and discuss what would happen if an animal's home is destroyed. **2** Break class into small groups and complete **Activity 1: Mind Mapping** followed by **Activity 2: Discuss and Reflect**. Instructor should follow up this lesson with **Introduction to Homelessness, part 2**.

### EVALUATION

**Evaluation Rubric(s):** Critical Thinking Skills, Creative Thinking Skills, Communication Skills, Collaboration Skills



# Activity



## Title: Mind Mapping

Grade Level

4-6

Lesson Type

Group Activity

Duration



Subject

Social Studies

Skill(s) Category:

Analyzing  
Compare and Contrast  
Brainstorming

Topic: Introduction to Homelessness

Materials Needed:

- Pencils/Markers
- SBP Mind Map (included)

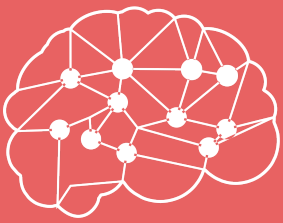
### Instructions :

- 1 Begin the activity by putting learners into pairs or groups of 3-4.
- 2 Print and hand out a copy of the SBP mind mapping template worksheet to each pair/group
- 3 Using the mind map , have each pair/group brainstorm words associated with the words HOME and HOMELESS
- 4 Follow up activity with discussion questions 1-3
5. Evaluation Rubric(s): Critical thinking skills, Collaboration skills.

### Discussion Questions:

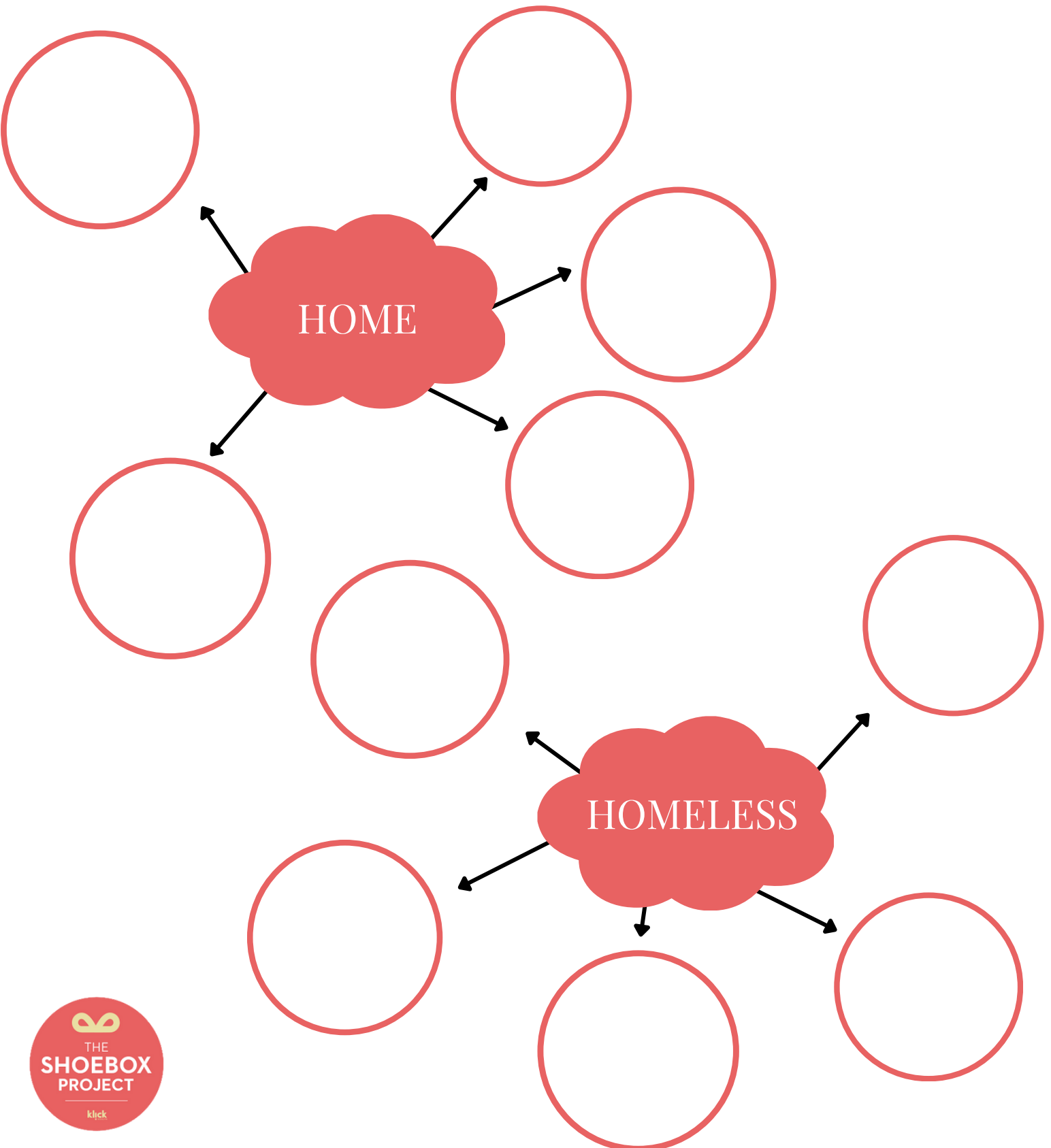
1. What does HOME mean to you?
2. What do you need in order to “feel at home”?
3. What does it mean to be homeless?

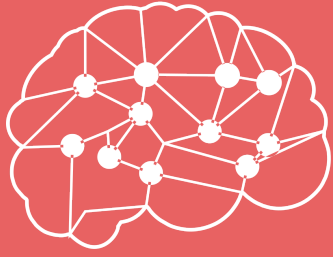
Definition of homelessness . [Please see here](#)



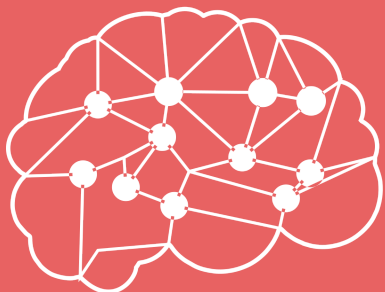
# SHOEBOX PROJECT : MIND MAP

**Instructions:** Use the mind map below to list words related to 'home,' and 'homeless.'





# Activity



## Title: Discuss and Reflect

Grade Level

4-6

Lesson Type

**Class /Individual  
Activity**

Duration



Subject

**Social Studies**

Skill(s) Category:

**Critical Thinking  
Analyzing  
Writing or Typing**

**Topic:** Introduction to Homelessness

**Materials Needed:**

- Pencils
- SBP Reflection template (included)

### Instructions :

**1** As a class, discuss questions 1-2.

**2** Once the class discussion is complete print and hand out a copy of the SBP reflection template for each learner to complete. Please note: instructor may assign this activity to individuals, pairs, or groups.

**3** Evaluation Rubric(s): Critical Thinking Skills, Communication Skills.

### Discusson Questions:

1. What makes a house a home?
2. What do you like best about your home?

# The Shoebox Project





# 8 The Shoebox Project 8





# Glossary



## Grade Level

Gr. 4-6

## Subject

Social studies

## Lesson Title

Introduction to Homelessness

## Description

The glossary section provides definitions , explanations and resources for the lesson.

## DEFINITIONS

### • Homelessness

Being homeless means not having a stable or safe place to live. Homelessness can include:

- Couch surfing
- Sleeping outside
- Living or sleeping in a car
- Staying in a shelter, hostel or refuge
- Living in an abandoned house or building
- Staying in overcrowded housing
- Living in temporary accommodation

Being homeless means not having a stable place to live, not feeling safe, not having privacy and not having control over your living arrangements.

[Kids Help Phone](#)

## RESOURCES

1. **Teacher's Guide-** The teachers's guide provides an introduction to The Shoebox Project lessons. This includes information about The Shoebox Project, why it matters and the learning objectives for these lesson plans. Please [click here](#) for details.

2. **Evaluation rubrics-** [Click here](#) to download

