

Colourful Character Worksheet

TEACHER GUIDANCE SHEET

Required Material:

- ▶ The supplementary colouring sheets
- ▶ Colouring pens or pencils

L.O:

- ▶ To be able to match colours with different personalities.
- ▶ To be able to match colours with different moods.

STARTING ACTIVITY (5mins)

GROUP DISCUSSION – Discuss how different colours could represent different moods and personalities, why this might be and if colours could possibly change the way someone feels.

MAIN TEACHING (10mins)

Tell the class that we will be analysing the two characters that we have recently met and colouring them in, not based on their actual colours but based on what we think they should look like when thinking about their personalities.

Before performing the main task however, we will be thinking about the colours that represent us and matching those colours to our personality traits.

Ask for volunteers to share with the class what colours they think represent them and why they think this is.

MAIN TASK - Colourful Characters (15mins)

For this task we will be looking at the Beasties Obleek and Pup and colouring in their pictures using the colours we feel best represent their personalities.

To refresh the class's memories read out the below descriptions.

▶ **Obleek** is a grumpy toy Beastie. The reason she is grumpy is because she has her round head firmly stuck in a square hole of her box-shell, despite there being the perfect sized hole for her to fit her head through. She doesn't take the time to think things through, just rushes in and when it doesn't go her way she gives up.

▶ **Pup** feels she is not capable of doing things alone and relies on others to pull her strings and control what she does. But she is her own boss and more than capable of taking care of herself.


PLENARY (2mins)

GROUP DISCUSSION – Together discuss what else could represent certain characteristics, such as sound or smell.

DID YOU KNOW!

Did you know that one of the oldest English nursery rhymes is Pat-A-Cake, Pat-A-Cake, Bakers Man, which dates back to the 16th Century.


You can write your own nursery rhyme in the literacy flips charts.




Colourful Character Worksheet

CHILDREN'S SHEET

For this task we will be looking at the Beasties Obleek and Pup and colouring in their pictures using the colours we feel best represent their personalities. Make sure you think carefully about what colours you use.





Colourful Character Worksheet

CHILDREN'S SHEET

For this task we will be looking at the Beasties Obleek and Pup and colouring in their pictures using the colours we feel best represent their personalities. Make sure you think carefully about what colours you use.

