

Be Your Own Boss Worksheet

TEACHER GUIDANCE SHEET

Required Material:

- ▶ Origami Instructions
- ▶ Origami Paper (square paper)
- ▶ Colouring Pens

L.O:

- ▶ To understand the importance of taking care of oneself.

STARTING ACTIVITY (5mins)

Introduce the class to Pup: Pup feels she is not capable of doing things alone and relies on others to pull her strings and control what she does. But she is her own boss and more than capable of taking care of herself.

- ▶ Wear your hat, do your best pirate accent, and take control of your ship
- ▶ How should a captain treat their ship? What should a captain do in difficult times?

MAIN TEACHING (10mins)

GROUP DISCUSSION – Take the time to speak with your pupils or child/children about how Pup is feeling, why she may be feeling this way and if we have ever felt the same. Then explore how we can help her or ourselves.

GROUP DISCUSSION – As a class, discuss when it's good to work as a team and when we may have to take care of ourselves like Pup. Create several scenarios and discuss which method would work best in each e.g. during an exam, playing in different sports, chess etc.


-MAIN TASK - Be Your Own Boss (15mins)

Pretend your body and mind are a pirate ship and you are the captain - take control, care for and lead that ship to safety.

- ▶ Design and make your very own origami captain's hat.
- ▶ Design it especially to show what being your own boss means to you. It could be a symbol of bravery, An animal or person you admire that helps you feel like a boss. But whatever it is it must be special to you.

DID YOU KNOW!

The first puppets date back to the 5th century BC (with some forms of puppetry being even older)! Learn more about the history of toys in our history lessons.




Be Your Own Boss Worksheet

CHILDREN'S SHEET

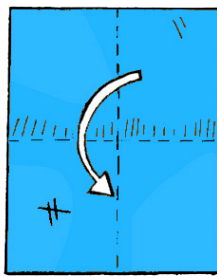
Design and make your very own origami captain's hat. Designed especially to show what being your own boss means to each person. It could be a symbol of bravery, such as an animal or person you admire that helps you feel like a boss. But whatever it is it must be special to you.

Use these origami instructions below to create your paper hat.

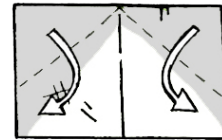
1



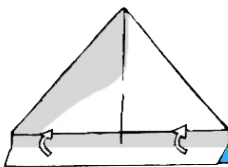
2



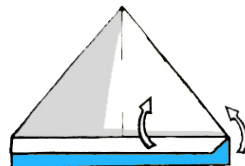
3



4



5



6

