



# CONSTRUCTION

*FABRICATED AND IN-STOCK BELTING*





# CONSTRUCTION CONVEYOR BELTING

We provide distributors and original equipment manufacturers (OEMs) a complete line of belting products and accessories used in today's construction industry. Whether for highway, commercial or residential use, we have the products to ensure satisfactory operation on all major brands and models of construction equipment.

## PROFILE BELTING

Profile belts contain specific patterns and have cleats for the purpose of carrying materials up inclined conveyors. For example, our Cleat-Top belt is popular for concrete placement applications. In concrete placement, both wide and narrow belts are used for a variety of requirements, from multi-lane pavement pours to extendable booms on mobile concrete mixers.

Multi-Chev and Cleat-Top belting have 1/4" high V-shaped cleats on the top cover and are designed for incline applications to help prevent product roll back. Rubber Multi-Chev, Cleat-Top, and Mini Cleat-Top, as well as PVC Chevron Top, Crescent Top, and Roughtop belting are frequently used on tub grinding machines.

**CHEVRON**




**CLEATED**

**PROFILES**





# BLACK PVC INCLINE BELTS







## FLAT BELTING

Beltservice Corporation carries the largest inventory of conveyor belting in North America, with over 325 different specifications available from our 11 strategically located facilities. We offer high performance quality belting that, depending on the requirements of the specific application, will withstand the effects of abrasion, impact, chemicals, oil, high temperature and exposure to the elements.

# INTEGRALLY MOLDED FABLON CLEAT PATTERNS

## FABLON

Designed to handle aggressive transfer and elevation of materials such as sand, stone, gravel, recycled asphalt product (RAP) and other construction materials. The unique cleat patterns are designed to lock free-flowing materials to the belt surface and are nested in an overlapping pattern to maintain a smooth running surface on the return idlers and prevent "slip-back."

**Fablon's heavy duty belts are different from other belts**

- ▶ Cleats are integrally molded and become part of the belt cover. This feature eliminates cleat separation and allows the belt to navigate smaller pulleys.


- ▶ Advanced splicing techniques assure maximum strength and flexibility. High strength rubber compounds are used for superior impact resistance to both the belt and the cleats.

### VARIOUS CENTERLINES

**1/2"   3/4"   1"   1-1/4"**

### BASE BELT CONSTRUCTION

<b>2 PLY</b>	<b>2 PLY</b>	<b>3 PLY</b>	<b>3 PLY</b>
<b>220</b>	<b>240</b>	<b>240</b>	<b>330</b>



## FABCLIMB

Abrasion resistant 1-1/4" high tapered cleats with a "Y" cleat center pattern that increases production capacity. Two cleat widths are available: 31" on 13" centers, and 23" on 12" centers. Applications include cold planers, wood chips, coal & salt, grain and construction materials.



## BULLHORN

A 1/2" x 1/2" low profile cleat molded on a 6" center line that offers smooth delivery of planed asphalt, gravel, wood chips and is frequently used on stone slingers. Available in belt widths from 12" to 60" and cleats widths from 12" to 48".



## BIGHORN

Offers a 3/4" high x 3/4" thick rounded cleat on 9" centers. Bighorn is ideal for the smooth delivery of loads requiring a cleated belt for elevation of product up steep inclines. Used frequently for planed asphalt, sand, rock and heavy materials Bighorn is easily troughed. Available in belt widths from 12" to 60" and cleat widths from 12" to 48".



## FABLIFT

Provides smooth, reliable product delivery in demanding incline applications. It is made with a 1" square cleat on 10" centers. Fablift's cleats are capable of transporting larger rock and recycled asphalt; it is frequently used on tub grinders. Molded cleat cut-outs allow for easy troughing. Available in belt & cleat widths up to 48".



## LONGHORN

Manufactured with a 1" high tapered "gum drop" cleat using a staggered chevron pattern on 12" centers. The offset overlap pattern is designed for easily handling heavy and wet materials such as sand. Longhorn utilizes a taller, thicker cleat profile and is used where more "bite" on the product is required. Available in belt and cleat widths up to 48".



# CHEVRON CLEATED

Chevron belts with cleats on short center distances are popular for the increased volume required on high speed equipment popularly referred to as road scalpers or cold planers. These large pieces of portable equipment remove old pavement on roads one layer at a time. Belts on this equipment transport the old, removed road material into waiting trucks.



## FOR DEMANDING APPLICATIONS

When greater carrying capacity on steep inclines is needed, we offer over 100 different types of custom chevron and herringbone patterns. These made-to-order designs come in a wide variety of sizes and shapes for carrying various types of bulk and wet material. All of our cleated belts utilize our patented, permanent heat cured bonding process.

Image: Steep-Climb belt

We offer a variety of taller Chevron cleats, ranging from 1"-2" in height. These belts carry material up steep inclines for roof construction and repair. Our Steep-Climb belt can be used on a wide range of conveyors servicing the roofing industry.

Today's roofing industry also uses a special fabricated belt called a shingle belt. This belt has special 4" high cleats with back-up braces to assist in supporting heavy packaged material moving up steep inclines to roof tops. Other popular fabricated belts from Beltservice include flanged edge belting, which increases belt capacity and decreases spillage on trenchers, live bottom asphalt trailers, and portable mixing units.

## FABRICATED

A very popular product is our trencher belt, also known as ditcher belt. Most trencher belts have bottom tracking guides called V-Guides. Cross cleats can be installed on the top cover to help move the material.

When space is limited, Beltwall is the perfect choice. These belts are used for the steepest

inclines up to and including 90 degrees. For increased capacity and the elimination of spillage, our Beltwall cleated and corrugated sidewall belts have no equal.



Cold Planer Belt



Beltwall Belt

# ACCESSORIES

## CUSTOM CUT PARTS

We can cut parts that are up to 4" thick from any specification in our inventory, which includes urethane, foam rubber, Plexiglas, vinyl, leather, polycarbonate and UHMW. A computer controlled water jet and flash cutting equipment precisely cut small and large volume orders. The tolerances of both cutting machines is a consistent plus or minus 0.007".

## SKIRTBOARD RUBBER

Rubber used at the point of loading for prevention of spillage, guiding product onto the center of the belt and for protecting exposed metal.

## BOOTS / SLEEVES

Made of standard neoprene or gum rubber to better direct the flow of loose material.

## CHUTE LINING

A lining designed for protecting metal beds, hoppers, chutes, and troughs.

## SPLICES

Splices are offered in a variety of options for joining belts together. Vulcanized splices for high speeds and demanding applications, mechanical fasteners for quick change-outs and rubber covered fasteners for smooth operation of endless belts and easy installation of mechanical fasteners.

### **Mechanical Splice**



### **Covered Splice - Top Cover**



### **Covered Splice - Bottom Cover**



### **Covered Splice - Both Cover**




### **Vulcanized Endless**



## ALSO AVAILABLE

- Mechanical Fasteners
- Installation Tools
- Fastener Templates



Covered Splice - Top Cover



# LOCATIONS



## St. Louis, MO - Headquarters

4143 Rider Trail North | Earth City, MO 63045  
314-344-8500 | 800-727-2358

### Boise, ID

696 W Amity Rd  
Boise, ID 83705  
208-342-4681 | 800-423-4469

### Philadelphia, PA

21 Cabot Blvd E  
Langhorne, PA 19047  
215-295-1900 | 800-777-1314

### Vancouver, WA

7401 NE 47th Ave  
Vancouver WA, 98661  
360-567-4280 | 800-234-2358

### Sacramento, CA

1424 N Market Blvd  
Sacramento, CA 95834  
916-419-7191 | 800-289-2358

### Charlotte, NC

9540 Julian Clark Ave  
Huntersville, NC 28078  
704-949-2100 | 800-849-2358

### Carmichaels, PA

**Beltservice Lightweight Division**  
2 Industrial Park Rd  
Carmichaels, PA 15320  
800-928-9995

## International

### Beltservice Canada Co.

2330 Millrace Court Unit 1  
Mississauga, ON L5N 1W2, Canada  
905-565-9217 | 877-210-7423

### Beltservice de Mexico

Carretera Estatal 100  
El Colorado Higuerillas #4200 - Lote 22-A  
76295 Municipio de Colon - Queretaro  
+52 55 53620434

### BeltTS Italy

Via Risorgimento, 8 22044  
Inverigo CO, Italy  
314-344-8500 | 800-727-2358



[beltservice.com](https://beltservice.com)

