

# STEEPCLIMB HD

- » Stabilize large loose materials while in motion
- » Supports 20° and 35° troughing
- » T-Bar prevents product rollback
- » Higher capacity than traditional Chevron cleats
- » Easy to retrofit to existing systems



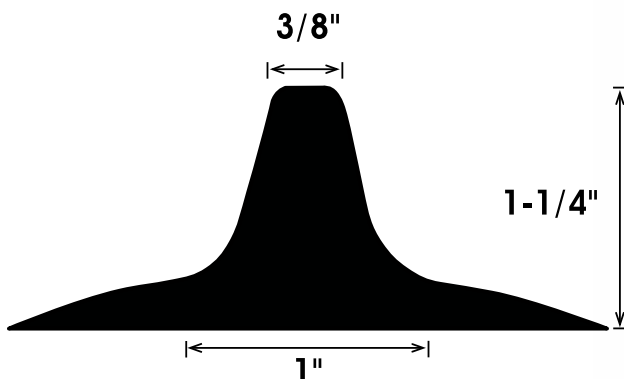
**STEEPCLIMB belt is a versatile and all purpose Chevron cleated belt specifically designed for the toughest belting applications. This multipurpose belt is excellent for transporting products such as coal, grain, rock, wood chips, sugar, beets, salt, coke, cement, metal alloys, construction materials, sand and various bulk materials.**

## CLEAT CONSTRUCTION

- Available in black standard, oil resistant, heat resistant and oil & heat resistant
- 1-1/4" high overlapping molded cleats on 10" centers
- Operates on recommended base belt pulley diameters
- 40 Duro high abrasion extrusion allows cleats to traverse minimum 12" pulley

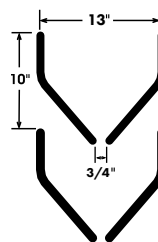
## CLEAT DESIGN

Beefy, 1-1/4" tall overlapping Chevron patterns make STEEPCLIMB the belt for heavy-duty incline applications. Unique design assures constant 3-point contact, allowing standard flat idlers to be used on return. Standard cleat centers are 10".

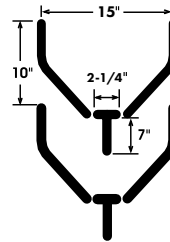


## CLEAT PATTERNS

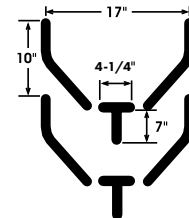
**13" STEEPCLIMB**  
Minimum  
Belt Width: 14"



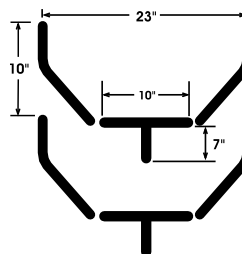
**15" STEEPCLIMB**  
Minimum  
Belt Width: 16"



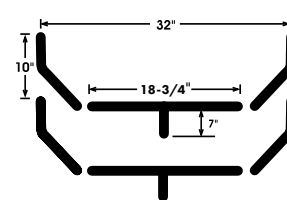
**17" STEEPCLIMB**  
Minimum  
Belt Width: 18"



**23" STEEPCLIMB**  
Minimum  
Belt Width: 24"



**32" STEEPCLIMB**  
Minimum  
Belt Width: 33"



## FOR WIDER BELTS

A double pattern can be provided to add capacity.

